



Price Book > Canada > February 2024



**Canadian Federal Government  
Supply Arrangement (SA)  
E60PQ-140003/033/PQ  
Furniture for Work Spaces**

**Quad - Options - CITE  
Stad - Nex - Co.Lok - Quorum**

OFFICE  
FURNITURE  
SOLUTIONS

## TABLE OF CONTENTS

ENVIRONMENTAL INITIATIVES.....	2
JADE .....	2
LACASSE QUICKSHIP PROGRAM .....	3
STANDARDIZED DIMENSIONAL SPECIALS .....	4
GENERAL SPECIFICATIONS FOR LAMINATE FURNITURE COLLECTIONS ....	6
<b>FURNITURE COLLECTIONS</b>	
QUAD .....	8
MORPHEO .....	22
OPTIONS.....	41
CONCEPT 3 .....	57
CONCEPT 70 .....	63
CONCEPT 400E .....	73
CONCEPT 300 .....	82
C.A. ....	82

<b>COMPLEMENTARY FURNITURE COLLECTIONS</b>	
RECEPTION FURNITURE .....	94
LAMINATE LATERAL FILES .....	102
<b>OTHERS</b>	
ELECTRIGOM II ELECTRIFICATION SYSTEM .....	103
THE ESSENTIAL ACCESSORIES .....	106
TECHNICAL PERFORMANCES AND CONVERSION TABLE .....	110
TERMS & CONDITIONS OF SALE .....	111

### Designer Specifications

Groupe Lacasse distinguishes itself thanks to its flexibility and willingness to accommodate special requests, and successfully meets most specific requests for products that are not part of its standard offering. It is possible, among other things, to use C.O.M. fabrics for our PanGram divider panels, tackboards, cushions, etc. Translucent inserts as well as certain high-pressure laminates can also be special-ordered. The Quotations department can process such specific requests.

## NICER FOR THE ENVIRONMENT

It's our corporate responsibility to contribute to the preservation of natural resources and to ensure that our operations have the least possible impact on the environment. We choose suppliers who support our efforts to reduce deforestation. The majority of our products are manufactured from particleboard, made from 100% post-industrial recycled materials. We recover the cuttings from all our activities and even sawdust for power cogeneration. What's more, we sort and recycle plastic, steel and aluminum.

Our Saint-Pie, QC facilities are certified ISO 9001 and ISO 14 001.

We're proud to say that all Lacasse products are GREENGUARD® Gold certified. Which means that North Americans can be sure that these products will not affect the air quality of their working environments. And other groups, like architects, designers and specifiers who use Lacasse products can benefit from their GREENGUARD® certification to earn points towards meeting LEED® standards.



Lacasse products have achieved GREENGUARD GOLD Certification.

GREENGUARD Certified products are certified to GREENGUARD standards for low chemical emissions into indoor air during product usage. For more information, visit [ul.com/eg](http://ul.com/eg).

### ENVIRONMENTAL TOOLS

A variety of informative tools which detail how Groupe Lacasse products help support green initiatives are available. All documents are routinely updated and placed on the Groupe Lacasse website in the **Environment** section. Please check this page regularly for the most up-to-date documents.

Available documents: the corporate **Sustainability Policy**, how our products support **LEED Credits** (these documents include information on the percentage of recycled material in each product) and a listing of Groupe Lacasse products that are **GREENGUARD Certified**.

### GREENGUARD CERTIFICATES

The GREENGUARD certificates can be uploaded from [www.grounelacasse.com](http://www.grounelacasse.com) by clicking on the **Documents** tab of the certified collections/product pages.

### FURTHER INFORMATION

For more information on environmental and sustainable procedures in the manufacturing of our products, contact [Communications@grounelacasse.com](mailto:Communications@grounelacasse.com).

## Jade

Groupe Lacasse is proud to introduce **Jade**, a web tool that will ease the entry and follow-up of all your office furniture orders. With this system, you will be able to visualize the final price of all your products, including the discounts, along with the details of any price agreement established with us. Your orders will be validated and sent with all required information, guaranteed. Available 24 hours a day, 7 days a week, **Jade** allows you to consult your orders' status anywhere, anytime. **We are convinced that you will appreciate this convenient, fast and efficient tool from Groupe Lacasse!**

In order to start using **Jade** and benefit from its many advantages, please schedule a web training time by sending us an email at [jade\\_registration@grounelacasse.com](mailto:jade_registration@grounelacasse.com). For any other question concerning **Jade**, please contact us at [jade@grounelacasse.com](mailto:jade@grounelacasse.com).

\*Order status availability can vary for specific brands depending on the region.

# STANDARDIZED DIMENSIONAL SPECIALS

## "DIMENSIONAL SPECIALS" PROGRAM

Groupe Lacasse offers its dealers the possibility of making certain modifications to unit dimensions without having to go through the Quotations department. The following rules apply:

- Only one dimension may be modified on any given unit (width or depth or height).
- The modified dimension must fall within the range of standard dimensions offered. Example: a 98"-wide desk may not be specified without going through the Specials department, because that width exceeds standard widths. However, a 70"-wide desk may be specified, because that width does fall between existing standard widths (namely, 66" and 72").
- The dimension change must not affect the overall construction of the furniture unit. Example: a wider bookcase necessitating a central divider for added support.
- Drawers must remain in standard dimensions.
- Applicable to laminate units only. (Doors and modesty panels with metal frames cannot be modified, nor can metal legs).
- Rounded reception desks are not included in this program.

### PROCEDURE:

1. Choose the unit with the next **largest** dimension.  
Example: if you need a right single pedestal desk 70" wide, choose model 41\_N-S3672F.
2. Add the prefix "**S**" at the start of the product code. (Ex.: S41\_N-S36\_ \_F.)
3. Change the dimensions of the standard unit to those required.  
(Ex.: 41\_N-F3672S becomes S41\_N-F3670S.)
4. Use the price of the next largest unit from the price list in effect.  
(Ex.: if the new unit is a S41\_N-F3670S, the price to use is that of model 41\_N-F3672S)

\* **If exact dimensions are required, be sure to specify it on the order form; otherwise, the unit will be manufactured using the corresponding Imperial units.**

\* If a particular dimension includes a fraction, the code must be modified to show the measurement's rounded-off value; however, the measurement must be indicated with the fraction in the item description on the order form. (Example: a width of 68.5 is to be shown as 69 in the code, while the comments section of the order form must bear the mention "exactly 68.5").

\* **The number of doors and shelves on a hutch / storage unit will be determined by Groupe Lacasse (in accordance with our manufacturing standards).**

\* If the "Dimensional Specials" program does not apply to your particular situation, or for any questions concerning such specials, contact our Specials department at [Quotation@groupe-lacasse.com](mailto:Quotation@groupe-lacasse.com).

## "STANDARDIZED" SPECIALS

Groupe Lacasse offers the possibility of making certain types of modifications to standard furniture without having to go through the Specials department:

1. Modification of the color scheme
2. Addition, modification or removal of grommets
3. Modification of the pedestal configuration
4. Height modification for modesty panels
5. Addition of locks

### 1. COLOR SCHEME

Applicable when the desired color scheme differs from the standard scheme.

- Add the prefix "**S**" at the start of the product code.
- Replace the choice of colors with "**XXX**".
- Along with the order form, provide a drawing showing the desired color scheme.
- No upcharge required to the list price.

### 2. ADDITION, MODIFICATION OR REMOVAL OF GROMMETS

- Add the prefix "**S**" at the start of the product code.
- In the product description, add the code corresponding to the desired position (refer to table).
- Insert the appropriate modification code (**A**, **M** or **R**) at the start of the product code.  
**A**: Addition; **M**: Modification; **R**: Removal.

CODE	TYPE OF GROMMET	COLLECTIONS	CODE AND POSITION		
			Left	Centre	Right
GRV25N	Round <b>Black</b>	400E, 70, 300	_GRV25NL	_GRV25NC	_GRV25NR
GRQ25S	Rectangular <b>Silver</b> for surfaces 1" thick	Quad, Options, Morpheo, C3	_GRQ25SL	_GRQ25SC	_GRQ25SR
GRQ25A	Rectangular <b>Anthracite Grey</b> for surfaces 1" thick	Quad, Options, Morpheo	_GRQ25AL	_GRQ25AC	_GRQ25AR
GRQ38S	Rectangular <b>Silver</b> for surfaces 1½" thick	Quad, Morpheo, Options, Quorum	_GRQ38SL	_GRQ38SC	_GRQ38SR
GRQ38A	Rectangular <b>Anthracite Grey</b> for surfaces 1½" thick	Morpheo, Options, Quad	_GRQ38AL	_GRQ38AC	_GRQ38AR
GR9		All collections	If any position other than a standard one is needed, the order form must be accompanied by a drawing indicating the exact position required.		

- Add the upcharge for grommet modification.

Addition of a grommet in standard position	\$81.00
Addition of a grommet in a non-standard position	\$81.00
Modification of the position of an existing grommet	\$0.00
Removal or replacement of an existing grommet	\$0.00

### 3. MODIFICATION OF THE PEDESTAL CONFIGURATION

Applicable when the desired pedestal arrangement is not standard for the collection.

- Add the prefix "S" at the start of the product code.
- Modify the pedestal codification as per the table below.
- Add the upcharge corresponding to the type of modification made.

¾ height pedestal to full-height pedestal

FROM	TO	UPCHARGE PER PEDESTAL
F (U/F)	UF (U/U/F)	\$201.00
F (U/F)	FF (F/F)	\$201.00
Ex.: 41NN-SxxxxF	S41NN-SxxxxUF	\$201.00

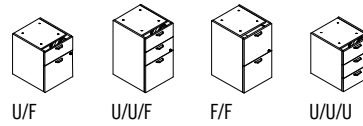
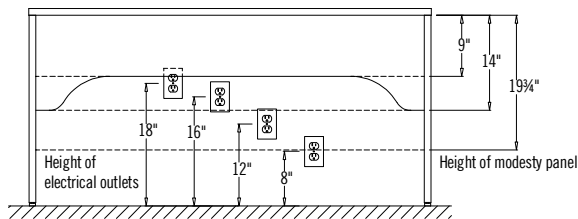
Full-height pedestal to ¾ height pedestal

FROM	TO	UPCHARGE PER PEDESTAL
UF (U/U/F)	F (U/F)	\$68.00
UF (U/U/F)	U (U/U/U)	\$68.00
Ex.: 71KA-UFxxxxUF	S71KA-UFxxxxF	\$68.00

### 4. HEIGHT MODIFICATION FOR MODESTY PANELS

Modesty panels are available in a number of different heights for all our collections. (Exceptions: C3, Quad with metal legs, Morpheo with metal kickplate or Translucent insert, and corner modules for Concept 400E, 70 and 300, as well as for Morpheo).

- Add the prefix "S" at the start of the product code.
- Add the type of modesty panel at the end of the code.



Full-height pedestal

FROM	TO	UPCHARGE PER PEDESTAL
UF (U/U/F)	FF (F/F)	\$68.00
FF (F/F)	UF (U/U/F)	\$68.00
Ex.: 71KA-UFxxxxUF	S71KA-UFxxxxFF	\$68.00

¾ height pedestal

FROM	TO	UPCHARGE PER PEDESTAL
F (U/F)	U (U/U/U)	\$68.00
Ex.: 41NN-FxxxxF	S41NN-FxxxxU	\$68.00

TYPE	HEIGHT OF MODESTY PANEL	SPACE BETWEEN FLOOR AND MODESTY PANEL	TYPE OF MODESTY PANEL	ACCESS TO ELECTRICAL RECEPTACLES
.1	9"	19"	Curved	Will free up access to most wall outlets
.2	14"	14"	Straight	Will free up access to wall outlets less than 16" from the floor
.3	19 3/4"	8 1/4"	Straight	
.9	For all dimensions other than the ones specified above.	Other	Curved: between 9" and 13" Straight: 14" or greater	




TYPE OF SURFACE	COLLECTIONS	APPLICATION	CODIFICATION	UPCHARGE
AT, DT, BR	All (excluding the above-mentioned exceptions)		According to table	\$0.00
CM	All (excluding the above-mentioned exceptions)	On one side only	Indicate the desired height according to the table, as well as <b>L</b> for left back or <b>R</b> for right back	\$0.00
CM	Options, Quad	On both sides	Indicate the desired height according to the table, as well as <b>B</b> for the 2 sides	\$0.00
CM	Morpheo, 70, 400E, 300	On both sides (a wooden block and a leg must be added to the structure in order to support the backs)	Indicate the desired height according to the table, as well as <b>B</b> for the 2 sides	\$60.00
Desks, returns, credenzas with pedestal	All (excluding the above-mentioned exceptions)		.1	\$122.00
Desks, returns, credenzas with pedestal	All (excluding the above-mentioned exceptions)		.2	\$122.00
Desks, returns, credenzas with pedestal	All (excluding the above-mentioned exceptions)	With ¾ height pedestal	.3	\$0.00
Desks, returns, credenzas with pedestal	All (excluding the above-mentioned exceptions)	With full-height pedestal	.3	\$122.00

### 5. ADDITION OF LOCKS

Add \$88 to list price for the first lock and \$29 for additional locks on any given furniture unit (one lock locks 2 doors).

APPLICATION	CODIFICATION	UPCHARGE
Addition of 1 lock	Add the prefix "S" at the start of the product code and indicate <b>K1</b> at the end of the code	\$92.00
Addition of 2 locks	Add the prefix "S" at the start of the product code and indicate <b>K2</b> at the end of the code	\$122.00
Addition of 3 locks	Add the prefix "S" at the start of the product code and indicate <b>K3</b> at the end of the code	\$152.00
Addition of 4 locks	Add the prefix "S" at the start of the product code and indicate <b>K4</b> at the end of the code	\$182.00
Ex.: 41NN-E724416P	S41NN-E724416PK2	\$122.00

# GENERAL SPECIFICATIONS

	QUAD	MORPHEO	OPTIONS
<b>CHARACTERISTICS</b>	Collection featuring smooth, sleek lines with a modern look. Numerous models make possible a variety of configurations. <ul style="list-style-type: none"> <li>• 2 accent colors</li> <li>• Choice of 3 inserts (Translucent, Lexan, Perforated metal)</li> <li>• 5 storage heights (49, 57, 65, 73, 81)</li> <li>• 2 surface types (thermofused laminate or high-pressure laminate)</li> <li>• Full-width wiring access</li> </ul>	Contemporary office furnishings with a floating top design. Vast selection: <ul style="list-style-type: none"> <li>• 2 top thicknesses</li> <li>• 2 accent colors</li> <li>• 2 surface types (thermofused laminate or high-pressure laminate)</li> <li>• Choice of 5 handles</li> <li>• Choice of 2 translucent inserts</li> <li>• Choice of 2 legs</li> <li>• Ergonomic work surfaces</li> <li>• Choice of 3 edges</li> </ul>	Classic style offering a wide range of unique items for organizing and optimizing space. <ul style="list-style-type: none"> <li>• 2 top thicknesses</li> <li>• Choice of 3 handles</li> <li>• 2 accent colors</li> <li>• Translucent door option</li> <li>• 2 surface types (thermofused laminate or high-pressure laminate)</li> <li>• Full-width wiring access</li> </ul>
<b>TOP THICKNESS</b>	1½" (38 mm)	1" and 1½" (25 and 38 mm) Aluminium spacers add ⅛" (8 mm) to the overall height of the work surfaces	1" and 1½" (25 and 38 mm)
<b>EDGE THICKNESS</b>	⅛" (1,5 mm)	⅛" and ⅜" (1,5 and 3 mm)	⅛" (1,5 mm)
<b>SURFACE TYPE</b>	TFL and HPL	TFL and HPL	TFL and HPL
<b>HUTCH CLEARANCES</b>	N/A	Low profile: 13¼" (346 mm) – 21⅞" (579 mm) 44" (1099 mm); 20½" (521 mm) 36" (900 mm); 17" (432 mm)	44" (1096 mm); 20⅞" (530 mm) 36" (893 mm); 16¾" (426 mm)
<b>DESKS – MODESTY PANELS</b>	Full-height	Full-height	Full-height
<b>AT, DT – BACK PANELS</b>	2½" (63,5 mm) clearance from floor	Full-height	Full-height
<b>CM – BACK AND SIDE PANELS</b>	Back panel: 2½" (63,5 mm) clearance from floor Side panel: 2½" (63,5 mm) clearance from floor	Back panel and side panel: Full-height	Back panel and side panel: Full-height
<b>GROMMETS ON SURFACES</b>			

## GENERAL FEATURES FOR ALL LACASSE CASEGOODS COLLECTIONS

### CONSTRUCTION

- Casegoods are made of particleboard panels finished on both sides with mar-resistant high-performance thermofused laminate (45 lbs/ft<sup>3</sup>), also called TFL.
- High-pressure laminate work surfaces, also called HPL, are available for certain collections, adding ⅛" (1,6 mm) to the overall thickness of the work surface.
- All components are finished with a thermoplastic polymer edgebanding. All edges are finished.
- Levelers allow up to 1¼" (32 mm) height adjustment (unless otherwise specified).
- All modesty panels are recessed 8" (211 mm) on 36" (900 mm) deep desks and 2" (61 mm) on 30" (750 mm) deep desks.
- All bridge returns (BR) are full-height except for Concept 3.
- All ready-to-assemble furniture has metal-to-metal fittings to maintain product integrity, ease of assembly and reconfiguration. These furniture units are identified by the screwdriver pictogram.






### DRAWERS

All drawers are built for trouble-free performance and smooth operation:

- Shock-absorbent bumpers standard on all drawers.
- Drawer construction in black laminated particleboard.
- Pencil tray is standard in one box drawer per component.
- File drawers are mounted on full extension ball bearing suspensions: 100 lbs (45 kg) load capacity (except metal pedestals: 75 lbs (34 kg) load capacity).
- Lateral file drawers are mounted on full extension ball bearing suspensions with over-travel: 150 lbs (68 kg) load capacity.
- Lateral file drawers come standard with top rails for folders and one lateral suspension bar for side-to-side filing. For suspension bars accommodating front-to-back filing, refer to Accessories on page 108.
- Interlock system is standard on lateral files and mixed pedestals.

### LOCKS

Standard black cam locks with accent color finish are standard on hanging file pedestals, mobile pedestals, lateral files and cabinets (except for Concept 400E, Concept 70, Concept 3, and Concept 300 cabinets). For multiple-drawer configurations, the lock is a master lock for all the drawers, unless otherwise specified. Lock cylinders with identical keys are also available as an option. (Contact Groupe Lacasse's Customer Service Dept.)

CONCEPT 3	CONCEPT 70	CONCEPT 400E	CONCEPT 300	C.A.
Unique non-handed collection in a contemporary style and reversible. <ul style="list-style-type: none"> <li>• Exclusive anodized aluminum legs</li> <li>• Choice of laminate or Translucent doors</li> <li>• Optimized storage solutions</li> <li>• Easy to specify</li> </ul>	Classic, durable executive office furnishings. <ul style="list-style-type: none"> <li>• Choice of 2 handles</li> <li>• 3 accent colors</li> <li>• Over 350 components</li> <li>• Choice of 3 edges</li> </ul>	Quintessential classic office furnishings. <ul style="list-style-type: none"> <li>• Choice of 3 handles</li> <li>• Over 300 components</li> </ul>	Unique manufacturing parameters that offer exceptional value. <ul style="list-style-type: none"> <li>• ¼ height modesty panel</li> <li>• Recessed back to accommodate walls with electrical outlets</li> <li>• Choice of 2 handles</li> <li>• Horizontal wood grain</li> <li>• Standard choice of 5 colors</li> <li>• 100% Quickship</li> </ul>	Contemporary and affordable. Reversible. <ul style="list-style-type: none"> <li>• Pedestal and lateral file in SNO finish only.</li> <li>• Easy to specify and to install</li> </ul>
1" (25 mm)	1½" (38 mm)	1" (25 mm)	1" (25 mm)	1" (25 mm)
⅜" (1,5 mm)	⅜" and ⅝" (1,5 and 3 mm)	⅜" (1,5 mm)	⅜" (1,5 mm)	⅜" (1,5 mm)
TFL	TFL	TFL	TFL	TFL
N/A	44" (1099 mm); 21¼" (543 mm) 36" (900 mm); 17½" (445 mm)	44" (1099 mm); 21¼" (546 mm) 36" (900 mm); 17½" (448 mm)	44" (1099 mm); 26½" (673 mm) 36" (900 mm); 18½" (473 mm)	36" (900 mm); 19" (483 mm)
Full-height on TD desks with ¼ (19 mm) clearance from floor. Half-height on Y-shape surfaces. Optional back panel are not available.	Full-height	Full-height	Recessed 6" (150 mm) on all desks; except for modesty panel on curved desks with metal pedestals, which is recessed 9" (225 mm). ¼ height overlaps exterior side panels of furniture, and full height overlaps on low-profile desks.	Half-height
N/A	Full-height	Full-height	Recessed 1" (27 mm). ¼ height recessed on exterior side panels of furniture.	N/A
N/A	Back panel and side panel: Full-height	Back panel and side panel: Full-height	Symmetrical corner module: full-height back. Extended corner module: ¼ height back panel overlaps along the extended portion and recessed 1" (27 mm).	N/A
				

### HUTCHES

- All hutches are equipped at work surface height with a full-width flexible wire access extrusion (except for Concept 300).
- A grommet is also provided on the back panel of the hutch to accommodate an optional task light unit.
- Depending on the hutch model, the clearance is 16¾" to 21⅜" (426 to 579 mm) from the work surface level.
- Combination of rails and tackboards available for use with hutches. Refer to page 107.

### DOORS

All hinges for Concept 400E, Concept 70, and Concept 300 collections are 120°. For other collections, hutches have 120° hinges while other units have 135° hinges.

### BOOKCASE

Bookcase must be placed against a wall or back-to-back to another unit.

### PEDESTALS

All mobile pedestals 18" deep can receive a cushion (LGC-CU1518). Refer to page 108.

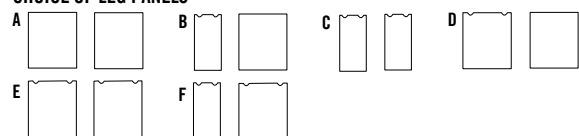
### DIMENSIONS

Metric dimensions shown in this price book are exact; imperial dimensions are nominal (unless otherwise specified).

### TACKBOARDS

Included with all tackboards is a Velcro strip or hardware for fastening to walls.

### CHOICE OF LEG PANELS



### PICTOGRAMS

Pictograms are intended for informative purposes only and cannot be used from a technical point of view. For further information, contact the Groupe Lacasse customer service department.



## CABINET DOORS

Aluminum doors are offered in a choice of 2 accent colors: Anthracite Grey (A) or Silver (S). High impact resistant electrostatic paint finish.

Quad offers 4 door styles for all storage with doors.



Laminate (N)



Metal with ridged Lexan insert (L)



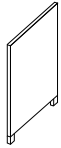
Metal with translucent insert (T)



Metal with perforated metal insert (M)

## Leg panels

Leg panels are available in laminate with 2" (50 mm) metal legs (N), in full and recessed options (taking knee space into account).



Full laminate leg panel

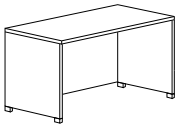


Recessed laminate leg panel

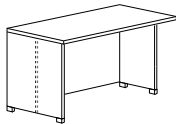
## Leg panel options:

- A Two full width leg panels
- B One full width leg panel and one recessed
- C Two recessed leg panels
- D Two full width leg panels, one with wiring access
- E Two full width leg panels with wiring access
- F One full width leg panel and one recessed with wiring access

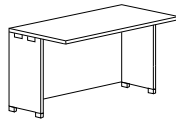
## Laminate



A - Two full leg panels



B - One full leg panel and one recessed



C - Two recessed leg panels

## STORAGE

Cabinets, hutches and bookcases are available in one-tone finish only.

## MATERIALS

- **Thermofused laminate furniture:**  
See prices shown in the "All Laminate" column. Surface material must be specified in the code.
- **Furniture with tops in high-pressure laminate, the rest in thermofused laminate:**  
See prices shown in the "HPL Surfaces" column. Surface material must be specified in the code.

## ELECTRIFICATION OF FREESTANDING FURNITURE

Electricom II is fully compatible with Quad collection to enable the electrification of Quad freestanding furniture. Refer to the Electricom II section on page 103.

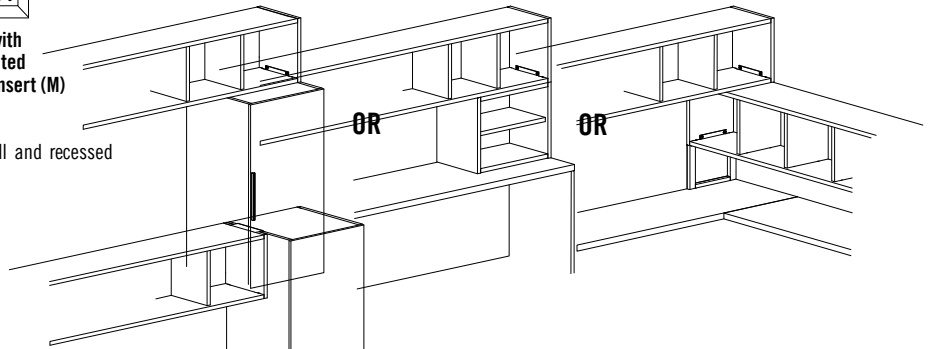
## GENERAL SPECIFICATION RULES

- A hutch must be supported at both ends and secured to the slots intended for this purpose.
- Hardware for assembly must be ordered separately.
- It is possible to combine hutch connections, as long as at least one of the following conditions is met:

On top of, or side-by-side with, a cabinet

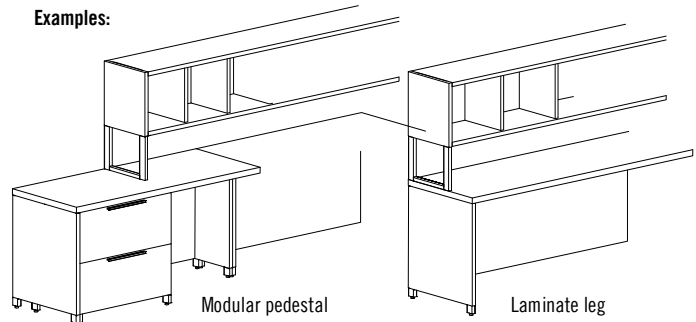
On top of a 24" or larger pigeonhole

Connection at a 90° angle

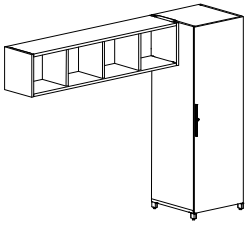


- The other end of the hutch may be connected in any of the ways described in the section on hutch configurations.
- Stacked modules, including connections, must not exceed a total of 81" in height.
- When a hutch support rests on a surface, it is recommended that this surface be supported by a ground fixture. The fixture may be a metal or laminate leg, or a modular pedestal.

## Examples:



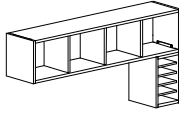
- No connection between a wall-mounted hutch and a freestanding furniture unit is allowed.
- For furniture runs exceeding 32' in length, contact Groupe Lacasse's customer service department.
- All furnishing arrangements must be levelled properly.
- All arrangements must be made using Quad hardware.
- The Quad furnishing system makes possible a wide variety of arrangements and combinations. Should you require assistance or advice, feel free to contact Groupe Lacasse's customer service department.

**HUTCH CONFIGURATIONS**

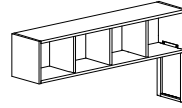
Side-by-side with cabinet



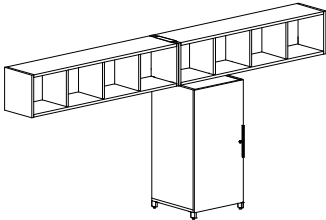
On top of cabinet



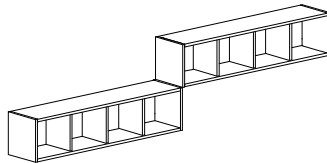
On top of pigeonhole



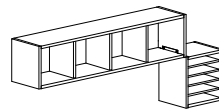
On top of metal support



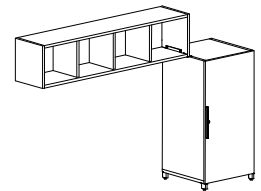
Side-by-side with another hutch



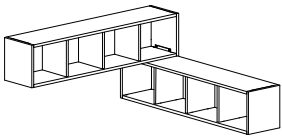
In Z shape over another hutch



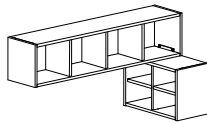
In Z shape over pigeonhole



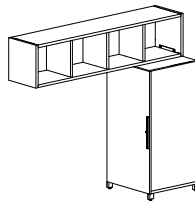
In Z shape over cabinet



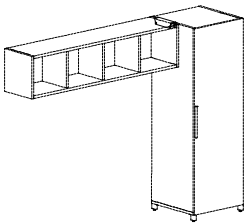
At 90° over another hutch



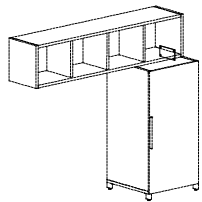
At 90° over pigeonhole



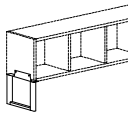
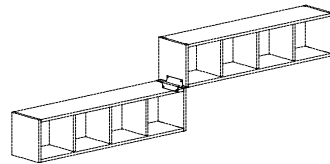
At 90° over cabinet

**HARDWARE REQUIRED FOR HUTCH CONFIGURATIONS**

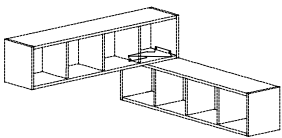
QNN\_HBU



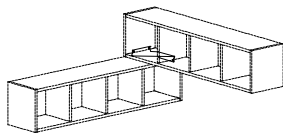
QNN\_HBS

QNN\_HSM4  
QNN\_HSM12  
QNN\_HSM20

QNN\_HBZ



QNN\_HB90L



QNN\_HB90R

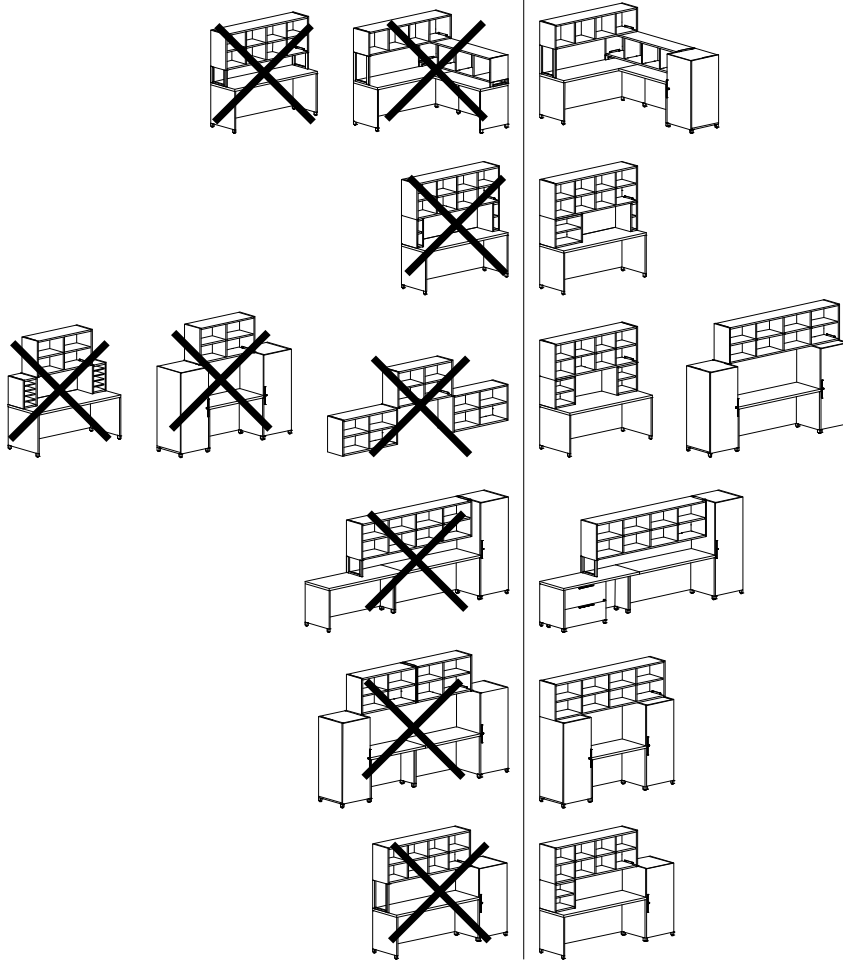




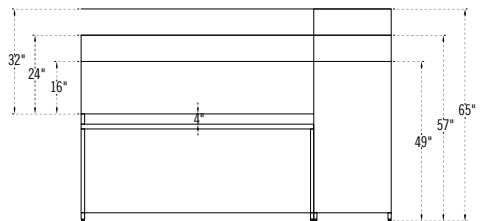
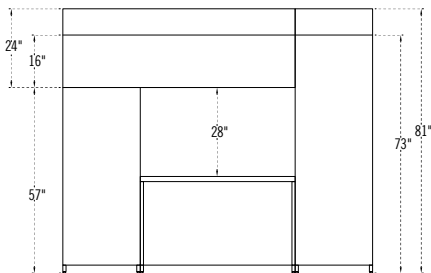
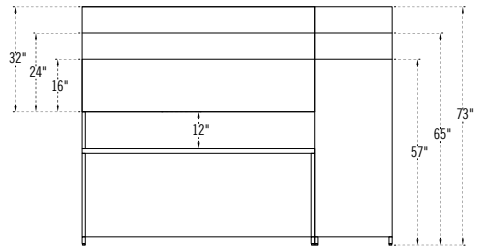
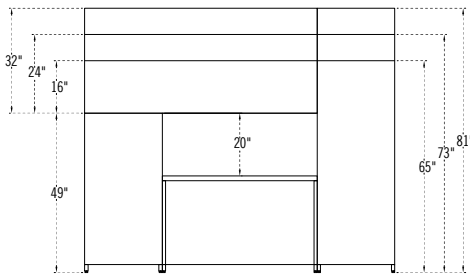
CONFIGURATIONS NOT ALLOWED

NO

YES



HEIGHT DIAGRAMS





EDGE BANDING

Furniture with 1 1/2" (38 mm) thick tops.

N Edge



Smooth, 1/16" (1,5 mm) thick edge. The N edge is matched with the finish specified for the surface.

HANDLES



Quad

LEGS




Q - Square



L - Frame

ACCENT COLORS



S - Silver




A - Anthracite Grey


MODESTY PANELS / DOOR INSERTS



T - Translucent



L - Ridged Lexan



M - Perforated Metal

CODIFICATION

Series	Options			
	Thickness	Doors / Modesty Panels	Accent color	Legs
Q	5 Thermofused laminate 1 1/2" 6 High-pressure laminate 1 1/2"	L Ridged Lexan M Perforated Metal T Translucent N Laminate	A Anthracite Grey S Silver N No accent color	Q Square legs 3" L Frame leg

	W x D x H (in)	W x D x H (mm)	Code	All Laminate (\$)	HPL Surfaces (\$)
	<i>2 pedestals with lock. 2 box drawers and 3 file drawers with suspension bars. Pencil tray. Full-width wiring access.</i>				
	84 x 36 x 29 1/2	2100 x 900 x 751	Q_N_UF3684FF	3,650	4,159
	72 x 36 x 29 1/2	1800 x 900 x 751	Q_N_UF3672FF	3,466	3,989
	72 x 30 x 29 1/2	1800 x 750 x 751	Q_N_UF3072FF	3,385	3,894
	66 x 30 x 29 1/2	1650 x 750 x 751	Q_N_UF3066FF	3,296	3,780
	60 x 30 x 29 1/2	1500 x 750 x 751	Q_N_UF3060FF	3,216	3,674
<b>Specify the surface type (5, 6). Specify the accent color (A, S).</b>					

	W x D x H (in)	W x D x H (mm)	Code	All Laminate (\$)	HPL Surfaces (\$)
	<i>2 pedestals with lock. 2 box drawers and 3 file drawers with suspension bars. Pencil tray. Half-height modesty panel.</i>				
	84 x 36 x 29 1/2	2100 x 900 x 751	Q_N_UFM3684FF	3,733	4,246
	72 x 36 x 29 1/2	1800 x 900 x 751	Q_N_UFM3672FF	3,545	4,087
	72 x 30 x 29 1/2	1800 x 750 x 751	Q_N_UFM3072FF	3,466	3,989
	66 x 30 x 29 1/2	1650 x 750 x 751	Q_N_UFM3066FF	3,379	3,869
	60 x 30 x 29 1/2	1500 x 750 x 751	Q_N_UFM3060FF	3,296	3,764
<b>Specify the surface type (5, 6). Specify the accent color (A, S).</b>					

	W x D x H (in)	W x D x H (mm)	Code	All Laminate (\$)	HPL Surfaces (\$)
	<i>1 pedestal on left with lock. 2 box drawers and 1 file drawer with suspension bar. Pencil tray. Full-width wiring access.</i>				
	72 x 36 x 29 1/2	1800 x 900 x 751	Q_N_UF3672S	2,662	3,080
	72 x 30 x 29 1/2	1800 x 750 x 751	Q_N_UF3072S	2,566	2,982
	66 x 30 x 29 1/2	1650 x 750 x 751	Q_N_UF3066S	2,474	2,860
	60 x 30 x 29 1/2	1500 x 750 x 751	Q_N_UF3060S	2,401	2,766
<b>Specify the surface type (5, 6). Specify the accent color (A, S).</b>					

	W x D x H (in)	W x D x H (mm)	Code	All Laminate (\$)	HPL Surfaces (\$)
	<i>1 pedestal on right with lock. 2 box drawers and 1 file drawer with suspension bar. Pencil tray. Full-width wiring access.</i>				
	72 x 36 x 29 1/2	1800 x 900 x 751	Q_N_S3672UF	2,662	3,080
	72 x 30 x 29 1/2	1800 x 750 x 751	Q_N_S3072UF	2,566	2,982
	66 x 30 x 29 1/2	1650 x 750 x 751	Q_N_S3066UF	2,474	2,860
	60 x 30 x 29 1/2	1500 x 750 x 751	Q_N_S3060UF	2,401	2,766
<b>Specify the surface type (5, 6). Specify the accent color (A, S).</b>					

Left single pedestal desks



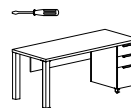
Modesty panel option: change N in the code prefix to Lexan (L) / Translucent (T) add \$484, Metal (M) add \$645. Packaged in 2 boxes.

Right single pedestal desks



Modesty panel option: change N in the code prefix to Lexan (L) / Translucent (T) add \$484, Metal (M) add \$645. Packaged in 2 boxes.

Rectangular tables with modesty panel and pedestal on right



Modesty panel option: change N in the code prefix to Lexan (L) / Translucent (T) add \$484, Metal (M) add \$645. Packaged in 3 boxes.

	W x D x H (in)	W x D x H (mm)	Code	All Laminate (\$)	HPL Surfaces (\$)
	<i>1 pedestal on left with lock. 2 box drawers and 1 file drawer with suspension bar. Pencil tray. Half-height modesty panel.</i>				
	72 x 36 x 29 1/2	1800 x 900 x 751	Q_N_UFM3672S	2,739	3,177
	72 x 30 x 29 1/2	1800 x 750 x 751	Q_N_UFM3072S	2,644	3,080
	66 x 30 x 29 1/2	1650 x 750 x 751	Q_N_UFM3066S	2,551	2,957
	60 x 30 x 29 1/2	1500 x 750 x 751	Q_N_UFM3060S	2,481	2,860

**Specify the surface type (5, 6). Specify the accent color (A, S).**

	W x D x H (in)	W x D x H (mm)	Code	All Laminate (\$)	HPL Surfaces (\$)
	<i>1 pedestal on right with lock. 2 box drawers and 1 file drawer with suspension bar. Pencil tray. Half-height modesty panel.</i>				
	72 x 36 x 29 1/2	1800 x 900 x 751	Q_N_S3672UFM	2,739	3,177
	72 x 30 x 29 1/2	1800 x 750 x 751	Q_N_S3072UFM	2,644	3,080
	66 x 30 x 29 1/2	1650 x 750 x 751	Q_N_S3066UFM	2,551	2,957
	60 x 30 x 29 1/2	1500 x 750 x 751	Q_N_S3060UFM	2,481	2,860


**Specify the surface type (5, 6). Specify the accent color (A, S).**


	W x D x H (in)	W x D x H (mm)	Code	All Laminate (\$)	HPL Surfaces (\$)
	<i>1 pedestal on right with lock. 2 box drawers and 1 file drawer with suspension bar. Pencil tray. 3" square steel legs. Half-height modesty panel.</i>				
	72 x 36 x 29 1/2	1800 x 900 x 751	Q_N_BT3672UFM	2,900	3,337
	72 x 30 x 29 1/2	1800 x 750 x 751	Q_N_BT3072UFM	2,805	3,227
	66 x 30 x 29 1/2	1650 x 750 x 751	Q_N_BT3066UFM	2,706	3,108
	60 x 30 x 29 1/2	1500 x 750 x 751	Q_N_BT3060UFM	2,449	2,819

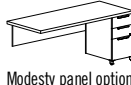
**Specify the surface type (5, 6). Specify the accent color (A, S). Specify the leg type (Q, L).**


Place the letter S at the front of each item code, and specify "exact dimensions" in item description.

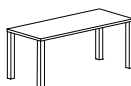



	W x D x H (in)	W x D x H (mm)	Code	All Laminate (\$)	HPL Surfaces (\$)
<b>Rectangular tables with modesty panel and pedestal on left</b>  Modesty panel option: change N in the code prefix to Lexan (L) / Translucent (T) add \$484, Metal (M) add \$645. Packaged in 3 boxes.	1 pedestal on left with lock. 2 box drawers and 1 file drawer with suspension bar. Pencil tray. 3" square steel legs. Half-height modesty panel.				
	72 x 36 x 29½	1800 x 900 x 751	Q_N_-UFM3672BT_	2,900	3,337
	72 x 30 x 29½	1800 x 750 x 751	Q_N_-UFM3072BT_	2,805	3,227
	66 x 30 x 29½	1650 x 750 x 751	Q_N_-UFM3066BT_	2,706	3,108
	60 x 30 x 29½	1500 x 750 x 751	Q_N_-UFM3060BT_	2,449	2,819
Specify the surface type (5, 6). Specify the accent color (A, S). Specify the leg type (Q, L).					


	W x D x H (in)	W x D x H (mm)	Code	All Laminate (\$)	HPL Surfaces (\$)
<b>Left pedestal desk-returns</b>  Modesty panel option: change N in the code prefix to Lexan (L) / Translucent (T) add \$484, Metal (M) add \$645. Packaged in 2 boxes.	1 pedestal on left with lock. 2 box drawers and 1 file drawer with suspension bar. Pencil tray. Half-height modesty panel.				
	72 x 36 x 29½	1800 x 900 x 751	Q_N_-UFM3672R	2,497	2,878
	72 x 30 x 29½	1800 x 750 x 751	Q_N_-UFM3072R	2,401	2,766
	66 x 30 x 29½	1650 x 750 x 751	Q_N_-UFM3066R	2,305	2,651
	60 x 30 x 29½	1500 x 750 x 751	Q_N_-UFM3060R	2,210	2,539
Specify the surface type (5, 6). Specify the accent color (A, S).					


	W x D x H (in)	W x D x H (mm)	Code	All Laminate (\$)	HPL Surfaces (\$)
<b>Right pedestal desk-returns</b>  Modesty panel option: change N in the code prefix to Lexan (L) / Translucent (T) add \$484, Metal (M) add \$645. Packaged in 2 boxes.	1 pedestal on right with lock. 2 box drawers and 1 file drawer with suspension bar. Pencil tray. Half-height modesty panel.				
	72 x 36 x 29½	1800 x 900 x 751	Q_N_-R3672UFM	2,497	2,878
	72 x 30 x 29½	1800 x 750 x 751	Q_N_-R3072UFM	2,401	2,766
	66 x 30 x 29½	1650 x 750 x 751	Q_N_-R3066UFM	2,305	2,651
	60 x 30 x 29½	1500 x 750 x 751	Q_N_-R3060UFM	2,210	2,539
Specify the surface type (5, 6). Specify the accent color (A, S).					

	W x D x H (in)	W x D x H (mm)	Code	All Laminate (\$)	HPL Surfaces (\$)
<b>Desk shells</b>  Recessed, full-height modesty panel. Can accommodate 1 or 2 pedestals. Full-width wiring access.	Recessed, full-height modesty panel. Can accommodate 1 or 2 pedestals. Full-width wiring access.				
	72 x 36 x 29½	1800 x 900 x 751	Q_N_-TDM3672	1,518	1,821
	72 x 30 x 29½	1800 x 750 x 751	Q_N_-TDM3072	1,452	1,738
	66 x 30 x 29½	1650 x 750 x 751	Q_N_-TDM3066	1,411	1,690
	60 x 30 x 29½	1500 x 750 x 751	Q_N_-TDM3060	1,355	1,628
Specify the surface type (5, 6). Specify the accent color (A, S).					

	W x D x H (in)	W x D x H (mm)	Code	All Laminate (\$)	HPL Surfaces (\$)
<b>Rectangular tables</b>  Packaged in 2 boxes.	3" square steel legs (carton of 4).				
	72 x 36 x 29½	1800 x 900 x 751	Q_N_-RT3672_	2,217	2,943
	72 x 30 x 29½	1800 x 750 x 751	Q_N_-RT3072_	2,118	2,812
	66 x 30 x 29½	1650 x 750 x 751	Q_N_-RT3066_	2,022	2,693
	60 x 30 x 29½	1500 x 750 x 751	Q_N_-RT3060_	1,926	2,566
Specify the surface type (5, 6). Specify the accent color (A, S). Specify the leg type (Q, L).					

	W x D x H (in)	W x D x H (mm)	Code	All Laminate (\$)	HPL Surfaces (\$)
<b>Rectangular tables with modesty panel</b>  Modesty panel option: change N in the code prefix to Lexan (L) / Translucent (T) add \$484, Metal (M) add \$645. Packaged in 2 boxes.	3" square steel legs (carton of 4). Half-height modesty panel.				
	72 x 36 x 29½	1800 x 900 x 751	Q_N_-RTM3672_	2,418	3,143
	72 x 30 x 29½	1800 x 750 x 751	Q_N_-RTM3072_	2,322	3,015
	66 x 30 x 29½	1650 x 750 x 751	Q_N_-RTM3066_	2,224	2,894
	60 x 30 x 29½	1500 x 750 x 751	Q_N_-RTM3060_	2,129	2,766
Specify the surface type (5, 6). Specify the accent color (A, S). Specify the leg type (Q, L).					

	W x D x H (in)	W x D x H (mm)	Code	All Laminate (\$)	HPL Surfaces (\$)
<b>90° Corner modules</b>  To attach to a work surface. Grommet. Full-width wiring access on each side.	To attach to a work surface. Grommet. Full-width wiring access on each side.				
	48 x 48 x 29½	1200 x 1200 x 751	Q_N_-CM4830S_	1,612	2,184
	42 x 42 x 29½	1050 x 1050 x 751	Q_N_-CM4224S_	1,459	1,983
	36 x 36 x 29½	900 x 900 x 751	Q_N_-CM3618SC	1,384	1,854
Specify the surface type (5, 6). Specify the accent color (A, S). Specify panel legs (B, C, F). Diagonal wood grain: change S to D, add 10% to the price.					

	W x D x H (in)	W x D x H (mm)	Code	All Laminate (\$)	HPL Surfaces (\$)	
<b>Left extended corner modules</b>  Full-width wiring access on each side. Grommet.	Full-width wiring access on each side. Grommet.					
				Surface	R1	R2
				72"/48"	28½"	47/8"
				66"/48"	22½"	47/8"
				60"/48"	16½"	47/8"
				72"/42"	28½"	
				66"/42"	22½"	
				60"/42"	16½"	
				72"/36"	16½"	
				66"/36"	16½"	
	72 x 48 x 29½	1800 x 1200 x 751	Q_N_-CM724824_	2,144	2,926	
	66 x 48 x 29½	1650 x 1200 x 751	Q_N_-CM664824_	2,057	2,805	
	60 x 48 x 29½	1500 x 1200 x 751	Q_N_-CM604824_	1,974	2,683	
	72 x 42 x 29½	1800 x 1050 x 751	Q_N_-CM724224_	2,057	2,805	
	66 x 42 x 29½	1650 x 1050 x 751	Q_N_-CM664224_	1,974	2,683	
60 x 42 x 29½	1500 x 1050 x 751	Q_N_-CM604224_	1,882	2,551		
72 x 36 x 29½	1800 x 900 x 751	Q_N_-CM723624_	1,838	2,481		
66 x 36 x 29½	1650 x 900 x 751	Q_N_-CM663624_	1,738	2,371		
Specify the surface type (5, 6). Specify the accent color (A, S). Specify panel legs (A, B, C, D, E, F).						

Place the letter S at the front of each item code, and specify "exact dimensions" in item description.



**Right extended corner modules**

Full-width wiring access on each side. Grommet.

W x D x H (in)	W x D x H (mm)	Code	All Laminate (\$)	HPL Surfaces (\$)
		<b>Surface</b>	<b>R1</b>	<b>R2</b>
		72"/48"	28 1/2"	4 7/8"
		66"/48"	22 1/2"	4 7/8"
		60"/48"	16 3/8"	
		72"/42"	28 1/2"	
		66"/42"	22 1/2"	
		60"/42"	16 3/8"	
		72"/36"	16 3/8"	
		66"/36"	16 3/8"	
72 x 48 x 29 1/2	1800 x 1200 x 751	<b>Q_N -CM487224</b>	2,144	2,926
66 x 48 x 29 1/2	1650 x 1200 x 751	<b>Q_N -CM486624</b>	2,057	2,805
60 x 48 x 29 1/2	1500 x 1200 x 751	<b>Q_N -CM486024</b>	1,974	2,683
72 x 42 x 29 1/2	1800 x 1050 x 751	<b>Q_N -CM427224</b>	2,057	2,805
66 x 42 x 29 1/2	1650 x 1050 x 751	<b>Q_N -CM426624</b>	1,974	2,683
60 x 42 x 29 1/2	1500 x 1050 x 751	<b>Q_N -CM426024</b>	1,882	2,551
72 x 36 x 29 1/2	1800 x 900 x 751	<b>Q_N -CM367224</b>	1,838	2,481
66 x 36 x 29 1/2	1650 x 900 x 751	<b>Q_N -CM366624</b>	1,738	2,371

Specify the surface type (5, 6). Specify the accent color (A, S). Specify panel legs (A, B, C, D, E, F).

**Rectangular tables 30"**

Full-width wiring access.

W x D x H (in)	W x D x H (mm)	Code	All Laminate (\$)	HPL Surfaces (\$)
72 x 30 x 29 1/2	1800 x 750 x 751	<b>Q_N -DT3072</b>	1,452	1,738
66 x 30 x 29 1/2	1650 x 750 x 751	<b>Q_N -DT3066</b>	1,411	1,690
60 x 30 x 29 1/2	1500 x 750 x 751	<b>Q_N -DT3060</b>	1,355	1,628
54 x 30 x 29 1/2	1350 x 750 x 751	<b>Q_N -DT3054</b>	1,317	1,578
48 x 30 x 29 1/2	1200 x 750 x 751	<b>Q_N -DT3048</b>	1,232	1,482
42 x 30 x 29 1/2	1050 x 750 x 751	<b>Q_N -DT3042</b>	1,176	1,411
36 x 30 x 29 1/2	900 x 750 x 751	<b>Q_N -DT3036</b>	1,138	1,364
30 x 30 x 29 1/2	750 x 750 x 751	<b>Q_N -DT3030</b>	1,080	1,298
24 x 30 x 29 1/2	600 x 750 x 751	<b>Q_N -DT3024</b>	1,041	1,249

Specify the surface type (5, 6). Specify the accent color (A, S). Specify panel legs (A, B, C, D, E, F).

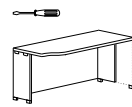
**Rectangular tables 24"**

Full-width wiring access.

W x D x H (in)	W x D x H (mm)	Code	All Laminate (\$)	HPL Surfaces (\$)
72 x 24 x 29 1/2	1800 x 600 x 751	<b>Q_N -DT2472</b>	1,355	1,628
66 x 24 x 29 1/2	1650 x 600 x 751	<b>Q_N -DT2466</b>	1,317	1,578
60 x 24 x 29 1/2	1500 x 600 x 751	<b>Q_N -DT2460</b>	1,264	1,518
54 x 24 x 29 1/2	1350 x 600 x 751	<b>Q_N -DT2454</b>	1,232	1,482
48 x 24 x 29 1/2	1200 x 600 x 751	<b>Q_N -DT2448</b>	1,138	1,364
42 x 24 x 29 1/2	1050 x 600 x 751	<b>Q_N -DT2442</b>	1,080	1,298
36 x 24 x 29 1/2	900 x 600 x 751	<b>Q_N -DT2436</b>	1,041	1,249
30 x 24 x 29 1/2	750 x 600 x 751	<b>Q_N -DT2430</b>	993	1,193
24 x 24 x 29 1/2	600 x 600 x 751	<b>Q_N -DT2424</b>	951	1,144

Specify the surface type (5, 6). Specify the accent color (A, S). Specify panel legs (A, B, C, D, E, F).

**Left asymmetrical tables, 30"**

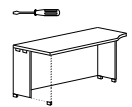


Full-width wiring access. To attach to a work surface.

W x D x H (in)	W x D x H (mm)	Code	All Laminate (\$)	HPL Surfaces (\$)
54	48	42	36	30
35%	29 1/2	23 1/2	17%	8"
54 x 30 x 29 1/2	1350 x 750 x 751	<b>Q_N -AT245430</b>	1,282	1,538
48 x 30 x 29 1/2	1200 x 750 x 751	<b>Q_N -AT244830</b>	1,182	1,419
42 x 30 x 29 1/2	1050 x 750 x 751	<b>Q_N -AT244230</b>	1,152	1,384
36 x 30 x 29 1/2	900 x 750 x 751	<b>Q_N -AT243630</b>	1,114	1,335
30 x 30 x 29 1/2	750 x 750 x 751	<b>Q_N -AT243030</b>	1,065	1,274

Specify the surface type (5, 6). Specify the accent color (A, S). Specify panel legs (B, C, F).

**Right asymmetrical tables, 30"**



Full-width wiring access. To attach to a work surface.

W x D x H (in)	W x D x H (mm)	Code	All Laminate (\$)	HPL Surfaces (\$)
54	48	42	36	30
35%	29 1/2	23 1/2	17%	8"
54 x 30 x 29 1/2	1350 x 750 x 751	<b>Q_N -AT305424</b>	1,282	1,538
48 x 30 x 29 1/2	1200 x 750 x 751	<b>Q_N -AT304824</b>	1,182	1,419
42 x 30 x 29 1/2	1050 x 750 x 751	<b>Q_N -AT304224</b>	1,152	1,384
36 x 30 x 29 1/2	900 x 750 x 751	<b>Q_N -AT303624</b>	1,114	1,335
30 x 30 x 29 1/2	750 x 750 x 751	<b>Q_N -AT303024</b>	1,065	1,274

Specify the surface type (5, 6). Specify the accent color (A, S). Specify panel legs (B, C, F).

**Left asymmetrical tables, 24"**



Full-width wiring access. To attach to a work surface.

W x D x H (in)	W x D x H (mm)	Code	All Laminate (\$)	HPL Surfaces (\$)
54	48	42	36	30
35%	29 1/2	23 1/2	17%	8"
54 x 24 x 29 1/2	1350 x 600 x 751	<b>Q_N -AT185424</b>	1,242	1,490
48 x 24 x 29 1/2	1200 x 600 x 751	<b>Q_N -AT184824</b>	1,152	1,384
42 x 24 x 29 1/2	1050 x 600 x 751	<b>Q_N -AT184224</b>	1,114	1,335
36 x 24 x 29 1/2	900 x 600 x 751	<b>Q_N -AT183624</b>	1,065	1,274
30 x 24 x 29 1/2	750 x 600 x 751	<b>Q_N -AT183024</b>	1,021	1,225

Specify the surface type (5, 6). Specify the accent color (A, S). Specify panel legs (B, C, F).

**Right asymmetrical tables, 24"**

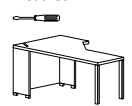


Full-width wiring access. To attach to a work surface.

W x D x H (in)	W x D x H (mm)	Code	All Laminate (\$)	HPL Surfaces (\$)
54	48	42	36	30
35%	29 1/2	23 1/2	17%	8"
54 x 24 x 29 1/2	1350 x 600 x 751	<b>Q_N -AT245418</b>	1,242	1,490
48 x 24 x 29 1/2	1200 x 600 x 751	<b>Q_N -AT244818</b>	1,152	1,384
42 x 24 x 29 1/2	1050 x 600 x 751	<b>Q_N -AT244218</b>	1,114	1,335
36 x 24 x 29 1/2	900 x 600 x 751	<b>Q_N -AT243618</b>	1,065	1,274
30 x 24 x 29 1/2	750 x 600 x 751	<b>Q_N -AT243018</b>	1,021	1,225

Specify the surface type (5, 6). Specify the accent color (A, S). Specify panel legs (B, C, F).

**Left Peninsula corner modules**



To attach to a work surface. 2 recessed reversible leg panels, 1 with wiring access. Grommet. 3" square steel legs.

W x D x H (in)	W x D x H (mm)	Code	All Laminate (\$)	HPL Surfaces (\$)
84 x 48 x 29 1/2	2100 x 1200 x 751	<b>Q_N -CB844824</b>	2,433	3,273
78 x 48 x 29 1/2	1950 x 1200 x 751	<b>Q_N -CB784824</b>	2,351	3,152
72 x 48 x 29 1/2	1800 x 1200 x 751	<b>Q_N -CB724824</b>	2,264	3,021

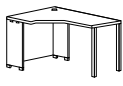
Packaged in 2 boxes.

Place the letter S at the beginning of each item code, and specify "exact dimensions" in item description.



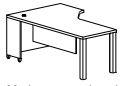
	W x D x H (in)	W x D x H (mm)	Code	All Laminate (\$)	HPL Surfaces (\$)
<b>Left Peninsula corner modules (cont'd)</b>	84 x 42 x 29½	2100 x 1050 x 751	<b>Q_N_-CB84224_</b>	<b>2,351</b>	<b>3,152</b>
	78 x 42 x 29½	1950 x 1050 x 751	<b>Q_N_-CB784224_</b>	<b>2,264</b>	<b>3,021</b>
	72 x 42 x 29½	1800 x 1050 x 751	<b>Q_N_-CB724224_</b>	<b>2,167</b>	<b>2,900</b>

Specify the surface type (5, 6). Specify the accent color (A, S). Specify the leg type (Q, L).

	W x D x H (in)	W x D x H (mm)	Code	All Laminate (\$)	HPL Surfaces (\$)
<b>Right Peninsula corner modules</b> 	84 x 48 x 29½	2100 x 1200 x 751	<b>Q_N_-C4884B24_</b>	<b>2,433</b>	<b>3,273</b>
	78 x 48 x 29½	1950 x 1200 x 751	<b>Q_N_-C4878B24_</b>	<b>2,351</b>	<b>3,152</b>
	72 x 48 x 29½	1800 x 1200 x 751	<b>Q_N_-C4872B24_</b>	<b>2,264</b>	<b>3,021</b>
	84 x 42 x 29½	2100 x 1050 x 751	<b>Q_N_-C4284B24_</b>	<b>2,351</b>	<b>3,152</b>
	78 x 42 x 29½	1950 x 1050 x 751	<b>Q_N_-C4278B24_</b>	<b>2,264</b>	<b>3,021</b>
	72 x 42 x 29½	1800 x 1050 x 751	<b>Q_N_-C4272B24_</b>	<b>2,167</b>	<b>2,900</b>

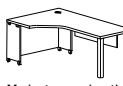
Packaged in 2 boxes.

Specify the surface type (5, 6). Specify the accent color (A, S). Specify the leg type (Q, L).

	W x D x H (in)	W x D x H (mm)	Code	All Laminate (\$)	HPL Surfaces (\$)
<b>Left Peninsula extended corner modules with modesty panel</b> 	84 x 48 x 29½	2100 x 1200 x 751	<b>Q_N_-CBM844824_</b>	<b>2,635</b>	<b>3,475</b>
	78 x 48 x 29½	1950 x 1200 x 751	<b>Q_N_-CBM784824_</b>	<b>2,551</b>	<b>3,350</b>
	72 x 48 x 29½	1800 x 1200 x 751	<b>Q_N_-CBM724824_</b>	<b>2,466</b>	<b>3,227</b>
	84 x 42 x 29½	2100 x 1050 x 751	<b>Q_N_-CBM844224_</b>	<b>2,551</b>	<b>3,350</b>
	78 x 42 x 29½	1950 x 1050 x 751	<b>Q_N_-CBM784224_</b>	<b>2,466</b>	<b>3,227</b>
	72 x 42 x 29½	1800 x 1050 x 751	<b>Q_N_-CBM724224_</b>	<b>2,371</b>	<b>3,102</b>

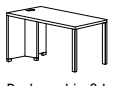
Modesty panel option: change N in the code prefix to Lexan (L) / Translucent (T) add \$484, Metal (M) add \$645. Packaged in 2 boxes.

Specify the surface type (5, 6). Specify the accent color (A, S). Specify the leg type (Q, L).

	W x D x H (in)	W x D x H (mm)	Code	All Laminate (\$)	HPL Surfaces (\$)
<b>Right Peninsula extended corner modules with modesty panel</b> 	84 x 48 x 29½	2100 x 1200 x 751	<b>Q_N_-C4884BM24_</b>	<b>2,635</b>	<b>3,475</b>
	78 x 48 x 29½	1950 x 1200 x 751	<b>Q_N_-C4878BM24_</b>	<b>2,551</b>	<b>3,350</b>
	72 x 48 x 29½	1800 x 1200 x 751	<b>Q_N_-C4872BM24_</b>	<b>2,466</b>	<b>3,227</b>
	84 x 42 x 29½	2100 x 1050 x 751	<b>Q_N_-C4284BM24_</b>	<b>2,551</b>	<b>3,350</b>
	78 x 42 x 29½	1950 x 1050 x 751	<b>Q_N_-C4278BM24_</b>	<b>2,466</b>	<b>3,227</b>
	72 x 42 x 29½	1800 x 1050 x 751	<b>Q_N_-C4272BM24_</b>	<b>2,371</b>	<b>3,102</b>

Modesty panel option: change N in the code prefix to Lexan (L) / Translucent (T) add \$484, Metal (M) add \$645. Packaged in 2 boxes.

Specify the surface type (5, 6). Specify the accent color (A, S). Specify the leg type (Q, L).

	W x D x H (in)	W x D x H (mm)	Code	All Laminate (\$)	HPL Surfaces (\$)
<b>Rectangular tables</b> 	72 x 36 x 29½	1800 x 900 x 751	<b>Q_N_-BT3672_</b>	<b>1,829</b>	<b>2,442</b>
	66 x 36 x 29½	1650 x 900 x 751	<b>Q_N_-BT3666_</b>	<b>1,798</b>	<b>2,393</b>
	60 x 36 x 29½	1500 x 900 x 751	<b>Q_N_-BT3660_</b>	<b>1,738</b>	<b>2,329</b>
	72 x 30 x 29½	1800 x 750 x 751	<b>Q_N_-BT3072_</b>	<b>1,738</b>	<b>2,329</b>
	66 x 30 x 29½	1650 x 750 x 751	<b>Q_N_-BT3066_</b>	<b>1,684</b>	<b>2,247</b>
	60 x 30 x 29½	1500 x 750 x 751	<b>Q_N_-BT3060_</b>	<b>1,640</b>	<b>2,175</b>
	72 x 24 x 29½	1800 x 600 x 751	<b>Q_N_-BT2472_</b>	<b>1,640</b>	<b>2,175</b>
	66 x 24 x 29½	1650 x 600 x 751	<b>Q_N_-BT2466_</b>	<b>1,597</b>	<b>2,118</b>
	60 x 24 x 29½	1500 x 600 x 751	<b>Q_N_-BT2460_</b>	<b>1,546</b>	<b>2,047</b>

Packaged in 2 boxes.

Specify the surface type (5, 6). Specify the accent color (A, S). Specify the leg type (Q, L).

**Rectangular tables with modesty panel**



Modesty panel option: change N in the code prefix to Lexan (L) / Translucent (T) add \$484, Metal (M) add \$645. Packaged in 2 boxes.

	W x D x H (in)	W x D x H (mm)	Code	All Laminate (\$)	HPL Surfaces (\$)
<i>To attach to a work surface. Grommet. 3" square steel legs. Half-height modesty panel.</i>					
	72 x 36 x 29½	1800 x 900 x 751	<b>Q_N_-BTM3672_</b>	<b>2,029</b>	<b>2,433</b>
	72 x 30 x 29½	1800 x 750 x 751	<b>Q_N_-BTM3072_</b>	<b>1,934</b>	<b>2,322</b>
	66 x 30 x 29½	1650 x 750 x 751	<b>Q_N_-BTM3066_</b>	<b>1,838</b>	<b>2,210</b>
	60 x 30 x 29½	1500 x 750 x 751	<b>Q_N_-BTM3060_</b>	<b>1,738</b>	<b>2,087</b>

Specify the surface type (5, 6). Specify the accent color (A, S). Specify the leg type (Q, L).

**Rectangular work surfaces**

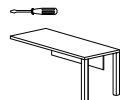


Packaged in 2 boxes.

	W x D x H (in)	W x D x H (mm)	Code	All Laminate (\$)	HPL Surfaces (\$)
<i>To attach to a freestanding work surface. 3" square steel legs.</i>					
	72 x 36 x 29½	1800 x 900 x 751	<b>Q_N_-BU3672_</b>	<b>1,402</b>	<b>1,684</b>
	66 x 36 x 29½	1650 x 900 x 751	<b>Q_N_-BU3666_</b>	<b>1,345</b>	<b>1,612</b>
	60 x 36 x 29½	1500 x 900 x 751	<b>Q_N_-BU3660_</b>	<b>1,289</b>	<b>1,546</b>
	72 x 30 x 29½	1800 x 750 x 751	<b>Q_N_-BU3072_</b>	<b>1,289</b>	<b>1,546</b>
	66 x 30 x 29½	1650 x 750 x 751	<b>Q_N_-BU3066_</b>	<b>1,256</b>	<b>1,506</b>
	60 x 30 x 29½	1500 x 750 x 751	<b>Q_N_-BU3060_</b>	<b>1,225</b>	<b>1,467</b>
	48 x 30 x 29½	1200 x 750 x 751	<b>Q_N_-BU3048_</b>	<b>1,182</b>	<b>1,419</b>
	72 x 24 x 29½	1800 x 600 x 751	<b>Q_N_-BU2472_</b>	<b>1,225</b>	<b>1,467</b>
	66 x 24 x 29½	1650 x 600 x 751	<b>Q_N_-BU2466_</b>	<b>1,182</b>	<b>1,419</b>
	60 x 24 x 29½	1500 x 600 x 751	<b>Q_N_-BU2460_</b>	<b>1,152</b>	<b>1,384</b>
	48 x 24 x 29½	1200 x 600 x 751	<b>Q_N_-BU2448_</b>	<b>1,119</b>	<b>1,345</b>

Specify the surface type (5, 6). Specify the accent color (A, S). Specify the leg type (Q, L).

**Rectangular work surfaces with modesty panel**



Modesty panel option: change N in the code prefix to Lexan (L) / Translucent (T) add \$484, Metal (M) add \$645. Packaged in 2 boxes.

	W x D x H (in)	W x D x H (mm)	Code	All Laminate (\$)	HPL Surfaces (\$)
<i>To attach to a freestanding work surface. 3" square steel legs. Half-height modesty panel.</i>					
	72 x 36 x 29½	1800 x 900 x 751	<b>Q_N_-BUM3672_</b>	<b>1,605</b>	<b>1,847</b>
	72 x 30 x 29½	1800 x 750 x 751	<b>Q_N_-BUM3072_</b>	<b>1,490</b>	<b>1,716</b>
	66 x 30 x 29½	1650 x 750 x 751	<b>Q_N_-BUM3066_</b>	<b>1,459</b>	<b>1,676</b>
	60 x 30 x 29½	1500 x 750 x 751	<b>Q_N_-BUM3060_</b>	<b>1,426</b>	<b>1,640</b>

Specify the surface type (5, 6). Specify the accent color (A, S). Specify the leg type (Q, L).

**Return-shells**



	W x D x H (in)	W x D x H (mm)	Code	All Laminate (\$)	HPL Surfaces (\$)
<i>Reversible. Grommet. Can accommodate 1 pedestal.</i>					
	48 x 24 x 29½	1200 x 600 x 751	<b>Q_N_-R2448S_</b>	<b>1,033</b>	<b>1,182</b>
	42 x 24 x 29½	1050 x 600 x 751	<b>Q_N_-R2442S_</b>	<b>984</b>	<b>1,127</b>
	36 x 24 x 29½	900 x 600 x 751	<b>Q_N_-R2436S_</b>	<b>926</b>	<b>1,065</b>

Specify the surface type (5, 6). Specify the accent color (A, S).

**Right executive returns - low profile**



	W x D x H (in)	W x D x H (mm)	Code	All Laminate (\$)	HPL Surfaces (\$)
<i>1 pedestal on right with lock. 2 box drawers and 1 file drawer with suspension bar. Pencil tray. Grommet.</i>					
	48 x 24 x 29½	1200 x 600 x 751	<b>Q_N_-R2448UF_</b>	<b>2,001</b>	<b>2,296</b>
	42 x 24 x 29½	1050 x 600 x 751	<b>Q_N_-R2442UF_</b>	<b>1,926</b>	<b>2,199</b>
	36 x 24 x 29½	900 x 600 x 751	<b>Q_N_-R2436UF_</b>	<b>1,854</b>	<b>2,118</b>

Specify the surface type (5, 6). Specify the accent color (A, S).

**Left executive returns - low profile**




	W x D x H (in)	W x D x H (mm)	Code	All Laminate (\$)	HPL Surfaces (\$)
<i>1 pedestal on left with lock. 2 box drawers and 1 file drawer with suspension bar. Pencil tray. Grommet.</i>					
	48 x 24 x 29½	1200 x 600 x 751	<b>Q_N_-UF2448R_</b>	<b>2,001</b>	<b>2,296</b>
	42 x 24 x 29½	1050 x 600 x 751	<b>Q_N_-UF2442R_</b>	<b>1,926</b>	<b>2,199</b>
	36 x 24 x 29½	900 x 600 x 751	<b>Q_N_-UF2436R_</b>	<b>1,854</b>	<b>2,118</b>

Specify the surface type (5, 6). Specify the accent color (A, S).


Place the letter S at the beginning of each item code, and specify "exact dimensions" in item description.






	W x D x H (in)	W x D x H (mm)	Code	All Laminate (\$)	HPL Surfaces (\$)
<b>Bridge-returns</b>	<i>Full-height modesty panel.</i>				
	48 x 24 x 29½	1200 x 600 x 751	<b>Q_N_-BR2448</b>	<b>758</b>	<b>912</b>
	42 x 24 x 29½	1050 x 600 x 751	<b>Q_N_-BR2442</b>	<b>724</b>	<b>870</b>
	36 x 24 x 29½	900 x 600 x 751	<b>Q_N_-BR2436</b>	<b>694</b>	<b>839</b>


Specify the surface type (5, 6). Specify the accent color (A, S).

<b>Lateral file credenza with open storage</b>	<i>Open space on top and 2 file drawers on bottom with suspension bars. Locks. Full-width wiring access. Optional counterweights to meet BIFMA standards, refer to page 108.</i>				
	72 x 24 x 29½	1800 x 600 x 751	<b>Q_N_-SLF2472</b>	<b>2,514</b>	<b>3,015</b>


Specify the surface type (5, 6). Specify the accent color (A, S).

<b>Lateral file credenza</b>	<i>4 file drawers with suspension bars. Locks. Full-width wiring access. Optional counterweights to meet BIFMA standards, refer to page 108.</i>				
	72 x 24 x 29½	1800 x 600 x 751	<b>Q_N_-LF2472LF</b>	<b>3,191</b>	<b>3,827</b>


Specify the surface type (5, 6). Specify the accent color (A, S).

<b>Lateral file / bookcase credenza</b>	<i>2 file drawers with suspension bars. Bookcase with doors and adjustable shelf. Locks. Full-width wiring access.</i>				
	72 x 24 x 29½	1800 x 600 x 751	<b>Q_N_-LF2472B</b>	<b>2,918</b>	<b>3,496</b>

Specify the surface type (5, 6). Specify the accent color (A, S).

<b>Bookcase credenza</b>	<i>Storage unit with doors and adjustable shelves. Locks. Full-width wiring access.</i>				
	72 x 24 x 29½	1800 x 600 x 751	<b>Q_N_-B2472B</b>	<b>2,676</b>	<b>3,205</b>

Specify the surface type (5, 6). Specify the accent color (A, S).

<b>Open bookcase credenza</b>	<i>1 adjustable shelf on each side. Full-width wiring access.</i>				
	72 x 24 x 29½	1800 x 600 x 751	<b>Q_N_-BE2472BE</b>	<b>2,118</b>	<b>2,546</b>

Specify the surface type (5, 6). Specify the accent color (A, S).

	W x D x H (in)	W x D x H (mm)	Code	All Laminate (\$)
--	----------------	----------------	------	-------------------

<b>Hutches with doors</b>	<i>All doors open in the same way. Reversible end door. Reversible hutch for right- or left-hand door opening. Hutches must be supported by storage units or hutch supports (page 16) using the hutch assembly hardware (page 16). See examples of configuration (page 9). 1 tone only.</i>			
---------------------------	---	--	--	--

	<i>32" H. Adjustable shelves.</i>			
	96 x 16 x 32	2400 x 400 x 813	<b>QNN_-E963216P</b>	<b>2,604</b>
	90 x 16 x 32	2250 x 400 x 813	<b>QNN_-E903216P</b>	<b>2,523</b>
	84 x 16 x 32	2100 x 400 x 813	<b>QNN_-E843216P</b>	<b>2,449</b>
	78 x 16 x 32	1950 x 400 x 813	<b>QNN_-E783216P</b>	<b>2,362</b>
	72 x 16 x 32	1800 x 400 x 813	<b>QNN_-E723216P</b>	<b>2,217</b>
	66 x 16 x 32	1650 x 400 x 813	<b>QNN_-E663216P</b>	<b>2,135</b>
	60 x 16 x 32	1500 x 400 x 813	<b>QNN_-E603216P</b>	<b>2,106</b>
	54 x 16 x 32	1350 x 400 x 813	<b>QNN_-E543216P</b>	<b>1,772</b>
	48 x 16 x 32	1200 x 400 x 813	<b>QNN_-E483216P</b>	<b>1,684</b>
	42 x 16 x 32	1050 x 400 x 813	<b>QNN_-E423216P</b>	<b>1,475</b>
	36 x 16 x 32	900 x 400 x 813	<b>QNN_-E363216P</b>	<b>1,411</b>

Specify the accent color (A, S).

Door options: change the second N in the code prefix to:

96" to 60": 4 doors  
Lexan (L) / Translucent (T) add \$1,612, Metal (M) add \$1,934.

54" to 48": 3 doors  
Lexan (L) / Translucent (T) add \$1,256, Metal (M) add \$1,452.

42" to 36": 2 doors  
Lexan (L) / Translucent (T) add \$805, Metal (M) add \$967.

	W x D x H (in)	W x D x H (mm)	Code	All Laminate (\$)
--	----------------	----------------	------	-------------------

<b>Hutches with doors (cont'd)</b>	<i>24" H. Adjustable shelves.</i>			
	96 x 16 x 24	2400 x 400 x 609,5	<b>QNN_-E962416P</b>	<b>2,296</b>
	90 x 16 x 24	2250 x 400 x 609,5	<b>QNN_-E902416P</b>	<b>2,247</b>
	84 x 16 x 24	2100 x 400 x 609,5	<b>QNN_-E842416P</b>	<b>2,167</b>
	78 x 16 x 24	1950 x 400 x 609,5	<b>QNN_-E782416P</b>	<b>2,111</b>
	72 x 16 x 24	1800 x 400 x 609,5	<b>QNN_-E722416P</b>	<b>2,014</b>
	66 x 16 x 24	1650 x 400 x 609,5	<b>QNN_-E662416P</b>	<b>1,959</b>
	60 x 16 x 24	1500 x 400 x 609,5	<b>QNN_-E602416P</b>	<b>1,877</b>
	54 x 16 x 24	1350 x 400 x 609,5	<b>QNN_-E542416P</b>	<b>1,578</b>
	48 x 16 x 24	1200 x 400 x 609,5	<b>QNN_-E482416P</b>	<b>1,506</b>
	42 x 16 x 24	1050 x 400 x 609,5	<b>QNN_-E422416P</b>	<b>1,329</b>
	36 x 16 x 24	900 x 400 x 609,5	<b>QNN_-E362416P</b>	<b>1,256</b>

Specify the accent color (A, S).



Door options: change the second N in the code prefix to:

96" to 60": 4 doors  
Lexan (L) / Translucent (T) add \$1,452, Metal (M) add \$1,772.

54" to 48": 3 doors  
Lexan (L) / Translucent (T) add \$1,088, Metal (M) add \$1,329.

42" to 36": 2 doors  
Lexan (L) / Translucent (T) add \$724, Metal (M) add \$885.

	<i>16" H.</i>			
	96 x 16 x 16	2400 x 400 x 406,5	<b>QNN_-E961616P</b>	<b>2,111</b>
	90 x 16 x 16	2250 x 400 x 406,5	<b>QNN_-E901616P</b>	<b>2,047</b>
	84 x 16 x 16	2100 x 400 x 406,5	<b>QNN_-E841616P</b>	<b>2,014</b>
	78 x 16 x 16	1950 x 400 x 406,5	<b>QNN_-E781616P</b>	<b>1,967</b>
	72 x 16 x 16	1800 x 400 x 406,5	<b>QNN_-E721616P</b>	<b>1,597</b>
	66 x 16 x 16	1650 x 400 x 406,5	<b>QNN_-E661616P</b>	<b>1,538</b>
	60 x 16 x 16	1500 x 400 x 406,5	<b>QNN_-E601616P</b>	<b>1,482</b>
	54 x 16 x 16	1350 x 400 x 406,5	<b>QNN_-E541616P</b>	<b>1,242</b>
	48 x 16 x 16	1200 x 400 x 406,5	<b>QNN_-E481616P</b>	<b>1,182</b>
	42 x 16 x 16	1050 x 400 x 406,5	<b>QNN_-E421616P</b>	<b>1,033</b>
	36 x 16 x 16	900 x 400 x 406,5	<b>QNN_-E361616P</b>	<b>998</b>

Specify the accent color (A, S).



Door options: change the second N in the code prefix to:

96" to 78": 6 doors  
Lexan (L) / Translucent (T) add \$1,934, Metal (M) add \$2,418.

72" to 60": 4 doors  
Lexan (L) / Translucent (T) add \$1,289, Metal (M) add \$1,612.

54" to 48": 3 doors  
Lexan (L) / Translucent (T) add \$967, Metal (M) add \$1,256.

42" to 36": 2 doors  
Lexan (L) / Translucent (T) add \$645, Metal (M) add \$805.

<b>Hutches with sliding door</b>	<i>The sliding door covers one half of the storage. Hutches must be supported by storage units or hutch supports (page 16) using the hutch assembly hardware (page 16). See examples of configuration (page 9). 1 tone only.</i>			
----------------------------------	--	--	--	--

	<i>32" H. Adjustable shelves.</i>			
	96 x 16 x 32	2400 x 400 x 813	<b>QNN_-E963216C</b>	<b>2,241</b>
	90 x 16 x 32	2250 x 400 x 813	<b>QNN_-E903216C</b>	<b>2,167</b>
	84 x 16 x 32	2100 x 400 x 813	<b>QNN_-E843216C</b>	<b>2,118</b>
	78 x 16 x 32	1950 x 400 x 813	<b>QNN_-E783216C</b>	<b>2,057</b>
	72 x 16 x 32	1800 x 400 x 813	<b>QNN_-E723216C</b>	<b>1,892</b>
	66 x 16 x 32	1650 x 400 x 813	<b>QNN_-E663216C</b>	<b>1,847</b>
	60 x 16 x 32	1500 x 400 x 813	<b>QNN_-E603216C</b>	<b>1,806</b>

Specify the accent color (A, N, S).



Door option: change the second N in the code prefix to:

Lexan (L) / Translucent (T) add \$724, Metal (M) add \$805.

	<i>24" H. Adjustable shelves.</i>			
	96 x 16 x 24	2400 x 400 x 609,5	<b>QNN_-E962416C</b>	<b>2,029</b>
	90 x 16 x 24	2250 x 400 x 609,5	<b>QNN_-E902416C</b>	<b>1,983</b>
	84 x 16 x 24	2100 x 400 x 609,5	<b>QNN_-E842416C</b>	<b>1,942</b>
	78 x 16 x 24	1950 x 400 x 609,5	<b>QNN_-E782416C</b>	<b>1,877</b>
	72 x 16 x 24	1800 x 400 x 609,5	<b>QNN_-E722416C</b>	<b>1,716</b>
	66 x 16 x 24	1650 x 400 x 609,5	<b>QNN_-E662416C</b>	<b>1,660</b>
	60 x 16 x 24	1500 x 400 x 609,5	<b>QNN_-E602416C</b>	<b>1,621</b>

Specify the accent color (A, N, S).



Door option: change the second N in the code prefix to:

Lexan (L) / Translucent (T) add \$686, Metal (M) add \$766.

Place the letter S at the beginning of each item code, and specify "exact dimensions" in item description.



	W x D x H (in)	W x D x H (mm)	Code	All Laminate (\$)
<b>Hutches with sliding door (cont'd)</b>				
<i>16" H.</i>				
	96 x 16 x 16	2400 x 400 x 406,5	QNN_-E961616C	1,829
	90 x 16 x 16	2250 x 400 x 406,5	QNN_-E901616C	1,716
	84 x 16 x 16	2100 x 400 x 406,5	QNN_-E841616C	1,684
	78 x 16 x 16	1950 x 400 x 406,5	QNN_-E781616C	1,640
	72 x 16 x 16	1800 x 400 x 406,5	QNN_-E721616C	1,419
	66 x 16 x 16	1650 x 400 x 406,5	QNN_-E661616C	1,371
	60 x 16 x 16	1500 x 400 x 406,5	QNN_-E601616C	1,306

Specify the accent color (A, N, S).

**Open hutches** *Hutches must be supported by storage units or hutch supports (page 16) using the hutch assembly hardware (page 16). See examples of configuration (page 9). 1 tone only.*

	W x D x H (in)	W x D x H (mm)	Code	All Laminate (\$)
<i>32" H. Adjustable shelves.</i>				
	96 x 15 x 32	2400 x 381 x 813	QNNN-E963216	1,988
	90 x 15 x 32	2250 x 381 x 813	QNNN-E903216	1,926
	84 x 15 x 32	2100 x 381 x 813	QNNN-E843216	1,877
	78 x 15 x 32	1950 x 381 x 813	QNNN-E783216	1,821
	72 x 15 x 32	1800 x 381 x 813	QNNN-E723216	1,654
	66 x 15 x 32	1650 x 381 x 813	QNNN-E663216	1,585
	60 x 15 x 32	1500 x 381 x 813	QNNN-E603216	1,530
	54 x 15 x 32	1350 x 381 x 813	QNNN-E543216	1,249
	48 x 15 x 32	1200 x 381 x 813	QNNN-E483216	1,182
	42 x 15 x 32	1050 x 381 x 813	QNNN-E423216	1,114
	36 x 15 x 32	900 x 381 x 813	QNNN-E363216	1,047

	W x D x H (in)	W x D x H (mm)	Code	All Laminate (\$)
<i>24" H. Adjustable shelves.</i>				
	96 x 15 x 24	2400 x 381 x 609,5	QNNN-E962416	1,877
	90 x 15 x 24	2250 x 381 x 609,5	QNNN-E902416	1,829
	84 x 15 x 24	2100 x 381 x 609,5	QNNN-E842416	1,760
	78 x 15 x 24	1950 x 381 x 609,5	QNNN-E782416	1,690
	72 x 15 x 24	1800 x 381 x 609,5	QNNN-E722416	1,538
	66 x 15 x 24	1650 x 381 x 609,5	QNNN-E662416	1,482
	60 x 15 x 24	1500 x 381 x 609,5	QNNN-E602416	1,419
	54 x 15 x 24	1350 x 381 x 609,5	QNNN-E542416	1,144
	48 x 15 x 24	1200 x 381 x 609,5	QNNN-E482416	1,080
	42 x 15 x 24	1050 x 381 x 609,5	QNNN-E422416	1,021
	36 x 15 x 24	900 x 381 x 609,5	QNNN-E362416	967

	W x D x H (in)	W x D x H (mm)	Code	All Laminate (\$)
<i>16" H.</i>				
	96 x 15 x 16	2400 x 381 x 406,5	QNNN-E961616	1,499
	90 x 15 x 16	2250 x 381 x 406,5	QNNN-E901616	1,445
	84 x 15 x 16	2100 x 381 x 406,5	QNNN-E841616	1,411
	78 x 15 x 16	1950 x 381 x 406,5	QNNN-E781616	1,371
	72 x 15 x 16	1800 x 381 x 406,5	QNNN-E721616	1,127
	66 x 15 x 16	1650 x 381 x 406,5	QNNN-E661616	1,088
	60 x 15 x 16	1500 x 381 x 406,5	QNNN-E601616	1,041
	54 x 15 x 16	1350 x 381 x 406,5	QNNN-E541616	823
	48 x 15 x 16	1200 x 381 x 406,5	QNNN-E481616	791
	42 x 15 x 16	1050 x 381 x 406,5	QNNN-E421616	742
	36 x 15 x 16	900 x 381 x 406,5	QNNN-E361616	710



Door option: change the second N in the code prefix to:  
Lexan (L) / Translucent (T) add \$645, Metal (M) add \$724.



96" to 60":  
4 open compartments.  
54" to 36":  
2 open compartments.



96" to 60":  
4 open compartments.  
54" to 36":  
2 open compartments.

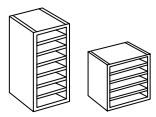


96" to 78":  
6 open compartments.  
72" to 60":  
4 open compartments.  
54" to 36":  
2 open compartments.

	W x D x H (in)	W x D x H (mm)	Code	All Laminate (\$)
--	----------------	----------------	------	-------------------

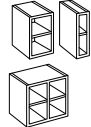
**Hutch supports** *See examples of configuration (page 9).*

	W x D x H (in)	W x D x H (mm)	Code	All Laminate (\$)
<i>Removable shelves. 1 tone only.</i>				
	18 x 15 x 28	450 x 381 x 685	QNNN-SDV1828	935
	18 x 15 x 20	450 x 381 x 482	QNNN-SDV1820	823
	12 x 15 x 28	300 x 381 x 685	QNNN-SDV1228	847
	12 x 15 x 20	300 x 381 x 482	QNNN-SDV1220	752



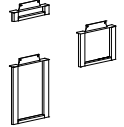
**Hutch supports** *Adjustable shelf (shelves). 1 tone only.*

	W x D x H (in)	W x D x H (mm)	Code	All Laminate (\$)
	36 x 15 x 28	900 x 381 x 685	QNNN-SDVB3628	935
	36 x 15 x 20	900 x 381 x 482	QNNN-SDVB3620	885
	30 x 15 x 28	750 x 381 x 685	QNNN-SDVB3028	885
	30 x 15 x 20	750 x 381 x 482	QNNN-SDVB3020	856
	24 x 15 x 28	600 x 381 x 685	QNNN-SDVB2428	752
	24 x 15 x 20	600 x 381 x 482	QNNN-SDVB2420	724
	18 x 15 x 28	450 x 381 x 685	QNNN-SDVB1828	718
	18 x 15 x 20	450 x 381 x 482	QNNN-SDVB1820	686
	12 x 15 x 28	300 x 381 x 685	QNNN-SDVB1228	677
	12 x 15 x 20	300 x 381 x 482	QNNN-SDVB1220	645
	6 x 15 x 28	150 x 381 x 685	QNNN-SDVB0628	629
	6 x 15 x 20	150 x 381 x 482	QNNN-SDVB0620	605



**Hutch metal supports** *Steel frame support. Hardware included. Refer to specification guide (page 8) for appropriate use.*

	W x D x H (in)	W x D x H (mm)	Code	All Laminate (\$)
	1 x 15 x 3	25 x 375 x 76	QNN_-HSM4	265
	1 x 15 x 11	25 x 375 x 279	QNN_-HSM12	283
	1 x 15 x 19	25 x 375 x 481	QNN_-HSM20	298



Specify the accent color (A, S).

**Hutch assembly U-shaped bracket** *Hardware included.*

	W x D x H (in)	W x D x H (mm)	Code	All Laminate (\$)
	9 x 2 x 2	230 x 52,5 x 51,1	QNN_-HBU	153



Specify the accent color (A, S).

**Hutch assembly I-shaped bracket** *Hardware included.*

	W x D x H (in)	W x D x H (mm)	Code	All Laminate (\$)
	9 x 4 x 1/8	230 x 100 x 3	QNN_-HBS	136



Specify the accent color (A, S).

**Hutch assembly Z-shaped bracket** *Z connection. Hardware included.*

	W x D x H (in)	W x D x H (mm)	Code	All Laminate (\$)
	15 x 2 x 4	375 x 58 x 105	QNN_-HBZ	136



Specify the accent color (A, S).

**Hutch assembly S-shaped brackets** *Right 90° connection. Hardware included.*

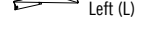
	W x D x H (in)	W x D x H (mm)	Code	All Laminate (\$)
	11 x 11 x 4	280 x 280 x 105	QNN_-HB90R	136



Specify the accent color (A, S).

*Left 90° connection. Hardware included.*

	W x D x H (in)	W x D x H (mm)	Code	All Laminate (\$)
	11 x 11 x 4	280 x 280 x 105	QNN_-HB90L	136



Specify the accent color (A, S).

Place the letter S at the beginning of each item code, and specify "exact dimensions" in item description.



**Wall-mounted hutches with doors**  
*All doors open in the same way. Reversible end door. Reversible hutch for right- or left-hand door opening. Hanger bar included for wall-mount installation. 1 tone only.*



Door options: change the second N in the code prefix to:  
 96" to 60": 4 doors  
 Lexan (L) / Translucent (T) add \$1,612, Metal (M) add \$1,934.  
 54" to 48": 3 doors  
 Lexan (L) / Translucent (T) add \$1,256, Metal (M) add \$1,452.  
 42" to 36": 2 doors  
 Lexan (L) / Translucent (T) add \$805, Metal (M) add \$967.



Door options: change the second N in the code prefix to:  
 96" to 60": 4 doors  
 Lexan (L) / Translucent (T) add \$1,452, Metal (M) add \$1,772.  
 54" to 48": 3 doors  
 Lexan (L) / Translucent (T) add \$1,088, Metal (M) add \$1,329.  
 42" to 36": 2 doors  
 Lexan (L) / Translucent (T) add \$724, Metal (M) add \$885.



Door options: change the second N in the code prefix to:  
 96" to 78": 6 doors  
 Lexan (L) / Translucent (T) add \$1,934, Metal (M) add \$2,418.  
 72" to 60": 4 doors  
 Lexan (L) / Translucent (T) add \$1,289, Metal (M) add \$1,612.  
 54" to 48": 3 doors  
 Lexan (L) / Translucent (T) add \$967, Metal (M) add \$1,256.  
 42" to 36": 2 doors  
 Lexan (L) / Translucent (T) add \$645, Metal (M) add \$805.

W x D x H (in)	W x D x H (mm)	Code	All Laminates (\$)
<b>32" H. Adjustable shelves.</b>			
96 x 16 x 32	2400 x 400 x 813	QNN_-EM963216P	2,755
90 x 16 x 32	2250 x 400 x 813	QNN_-EM903216P	2,693
84 x 16 x 32	2100 x 400 x 813	QNN_-EM843216P	2,594
78 x 16 x 32	1950 x 400 x 813	QNN_-EM783216P	2,504
72 x 16 x 32	1800 x 400 x 813	QNN_-EM723216P	2,351
66 x 16 x 32	1650 x 400 x 813	QNN_-EM663216P	2,271
60 x 16 x 32	1500 x 400 x 813	QNN_-EM603216P	2,175
54 x 16 x 32	1350 x 400 x 813	QNN_-EM543216P	1,847
48 x 16 x 32	1200 x 400 x 813	QNN_-EM483216P	1,766
42 x 16 x 32	1050 x 400 x 813	QNN_-EM423216P	1,546
36 x 16 x 32	900 x 400 x 813	QNN_-EM363216P	1,467

**Specify the accent color (A, S).**

W x D x H (in)	W x D x H (mm)	Code	All Laminates (\$)
<b>24" H. Adjustable shelves.</b>			
96 x 16 x 24	2400 x 400 x 609,5	QNN_-EM962416P	2,481
90 x 16 x 24	2250 x 400 x 609,5	QNN_-EM902416P	2,410
84 x 16 x 24	2100 x 400 x 609,5	QNN_-EM842416P	2,337
78 x 16 x 24	1950 x 400 x 609,5	QNN_-EM782416P	2,271
72 x 16 x 24	1800 x 400 x 609,5	QNN_-EM722416P	2,029
66 x 16 x 24	1650 x 400 x 609,5	QNN_-EM662416P	2,014
60 x 16 x 24	1500 x 400 x 609,5	QNN_-EM602416P	1,967
54 x 16 x 24	1350 x 400 x 609,5	QNN_-EM542416P	1,654
48 x 16 x 24	1200 x 400 x 609,5	QNN_-EM482416P	1,578
42 x 16 x 24	1050 x 400 x 609,5	QNN_-EM422416P	1,395
36 x 16 x 24	900 x 400 x 609,5	QNN_-EM362416P	1,322

**Specify the accent color (A, S).**

W x D x H (in)	W x D x H (mm)	Code	All Laminates (\$)
<b>16" H.</b>			
96 x 16 x 16	2400 x 400 x 406,5	QNN_-EM961616P	2,224
90 x 16 x 16	2250 x 400 x 406,5	QNN_-EM901616P	2,167
84 x 16 x 16	2100 x 400 x 406,5	QNN_-EM841616P	2,118
78 x 16 x 16	1950 x 400 x 406,5	QNN_-EM781616P	2,057
72 x 16 x 16	1800 x 400 x 406,5	QNN_-EM721616P	1,684
66 x 16 x 16	1650 x 400 x 406,5	QNN_-EM661616P	1,621
60 x 16 x 16	1500 x 400 x 406,5	QNN_-EM601616P	1,564
54 x 16 x 16	1350 x 400 x 406,5	QNN_-EM541616P	1,322
48 x 16 x 16	1200 x 400 x 406,5	QNN_-EM481616P	1,264
42 x 16 x 16	1050 x 400 x 406,5	QNN_-EM421616P	1,102
36 x 16 x 16	900 x 400 x 406,5	QNN_-EM361616P	1,047

**Specify the accent color (A, S).**

**Wall-mounted hutches with sliding door**  
*The sliding door covers one half of the storage. Hanger bar included for wall-mount installation. 1 tone only.*



Door option: change the second N in the code prefix to: Lexan (L) / Translucent (T) add \$724, Metal (M) add \$805.



Door option: change the second N in the code prefix to: Lexan (L) / Translucent (T) add \$686, Metal (M) add \$766.



Door option: change the second N in the code prefix to: Lexan (L) / Translucent (T) add \$645, Metal (M) add \$724.

**Wall-mounted hutches with sliding door**  
*The sliding door covers one half of the storage. Hanger bar included for wall-mount installation. 1 tone only.*

W x D x H (in)	W x D x H (mm)	Code	All Laminates (\$)
<b>32" H. Adjustable shelves.</b>			
96 x 16 x 32	2400 x 400 x 813	QNN_-EM963216C	2,351
90 x 16 x 32	2250 x 400 x 813	QNN_-EM903216C	2,296
84 x 16 x 32	2100 x 400 x 813	QNN_-EM843216C	2,247
78 x 16 x 32	1950 x 400 x 813	QNN_-EM783216C	2,175
72 x 16 x 32	1800 x 400 x 813	QNN_-EM723216C	1,959
66 x 16 x 32	1650 x 400 x 813	QNN_-EM663216C	1,882
60 x 16 x 32	1500 x 400 x 813	QNN_-EM603216C	1,854

**Specify the accent color (A, N, S).**

W x D x H (in)	W x D x H (mm)	Code	All Laminates (\$)
<b>24" H. Adjustable shelves.</b>			
96 x 16 x 24	2400 x 400 x 609,5	QNN_-EM962416C	2,150
90 x 16 x 24	2250 x 400 x 609,5	QNN_-EM902416C	2,087
84 x 16 x 24	2100 x 400 x 609,5	QNN_-EM842416C	2,029
78 x 16 x 24	1950 x 400 x 609,5	QNN_-EM782416C	1,983
72 x 16 x 24	1800 x 400 x 609,5	QNN_-EM722416C	1,821
66 x 16 x 24	1650 x 400 x 609,5	QNN_-EM662416C	1,766
60 x 16 x 24	1500 x 400 x 609,5	QNN_-EM602416C	1,702

**Specify the accent color (A, N, S).**

W x D x H (in)	W x D x H (mm)	Code	All Laminates (\$)
<b>16" H.</b>			
96 x 16 x 16	2400 x 400 x 406,5	QNN_-EM961616C	1,854
90 x 16 x 16	2250 x 400 x 406,5	QNN_-EM901616C	1,814
84 x 16 x 16	2100 x 400 x 406,5	QNN_-EM841616C	1,772
78 x 16 x 16	1950 x 400 x 406,5	QNN_-EM781616C	1,612
72 x 16 x 16	1800 x 400 x 406,5	QNN_-EM721616C	1,499
66 x 16 x 16	1650 x 400 x 406,5	QNN_-EM661616C	1,452
60 x 16 x 16	1500 x 400 x 406,5	QNN_-EM601616C	1,411

**Specify the accent color (A, N, S).**

**Open wall-mounted hutches**  
*Hanger bar included for wall-mount installation. 1 tone only.*



96" to 60":  
 4 open compartments.  
 54" to 36":  
 2 open compartments.

W x D x H (in)	W x D x H (mm)	Code	All Laminates (\$)
<b>32" H. Adjustable shelves.</b>			
96 x 15 x 32	2400 x 381 x 813	QNNN-EM963216	1,926
90 x 15 x 32	2250 x 381 x 813	QNNN-EM903216	1,854
84 x 15 x 32	2100 x 381 x 813	QNNN-EM843216	1,814
78 x 15 x 32	1950 x 381 x 813	QNNN-EM783216	1,725
72 x 15 x 32	1800 x 381 x 813	QNNN-EM723216	1,578
66 x 15 x 32	1650 x 381 x 813	QNNN-EM663216	1,530
60 x 15 x 32	1500 x 381 x 813	QNNN-EM603216	1,467
54 x 15 x 32	1350 x 381 x 813	QNNN-EM543216	1,201
48 x 15 x 32	1200 x 381 x 813	QNNN-EM483216	1,144
42 x 15 x 32	1050 x 381 x 813	QNNN-EM423216	1,088
36 x 15 x 32	900 x 381 x 813	QNNN-EM363216	1,015




96" to 60":  
 4 open compartments.  
 54" to 36":  
 2 open compartments.


W x D x H (in)	W x D x H (mm)	Code	All Laminates (\$)
<b>24" H. Adjustable shelves.</b>			
96 x 15 x 24	2400 x 381 x 609,5	QNNN-EM962416	1,772
90 x 15 x 24	2250 x 381 x 609,5	QNNN-EM902416	1,709
84 x 15 x 24	2100 x 381 x 609,5	QNNN-EM842416	1,654
78 x 15 x 24	1950 x 381 x 609,5	QNNN-EM782416	1,605
72 x 15 x 24	1800 x 381 x 609,5	QNNN-EM722416	1,459
66 x 15 x 24	1650 x 381 x 609,5	QNNN-EM662416	1,411
60 x 15 x 24	1500 x 381 x 609,5	QNNN-EM602416	1,345
54 x 15 x 24	1350 x 381 x 609,5	QNNN-EM542416	1,102
48 x 15 x 24	1200 x 381 x 609,5	QNNN-EM482416	1,047
42 x 15 x 24	1050 x 381 x 609,5	QNNN-EM422416	998
36 x 15 x 24	900 x 381 x 609,5	QNNN-EM362416	951


Place the letter S at the beginning of each item code, and specify "exact dimensions" in item description.








	W x D x H (in)	W x D x H (mm)	Code	All Laminate (\$)
<b>Open wall-mounted hutch</b> (cont'd)	<i>16" H.</i>			
	96 x 15 x 16	2400 x 381 x 406,5	<b>QNNN-EM961616</b>	<b>1,467</b>
96" to 78": 6 open compartments.	90 x 15 x 16	2250 x 381 x 406,5	<b>QNNN-EM901616</b>	<b>1,426</b>
72" to 60": 4 open compartments. 54" to 36": 2 open compartments.	84 x 15 x 16	2100 x 381 x 406,5	<b>QNNN-EM841616</b>	<b>1,384</b>
	78 x 15 x 16	1950 x 381 x 406,5	<b>QNNN-EM781616</b>	<b>1,335</b>
	72 x 15 x 16	1800 x 381 x 406,5	<b>QNNN-EM721616</b>	<b>1,127</b>
	66 x 15 x 16	1650 x 381 x 406,5	<b>QNNN-EM661616</b>	<b>1,088</b>
	60 x 15 x 16	1500 x 381 x 406,5	<b>QNNN-EM601616</b>	<b>1,021</b>
	54 x 15 x 16	1350 x 381 x 406,5	<b>QNNN-EM541616</b>	<b>831</b>
	48 x 15 x 16	1200 x 381 x 406,5	<b>QNNN-EM481616</b>	<b>791</b>
	42 x 15 x 16	1050 x 381 x 406,5	<b>QNNN-EM421616</b>	<b>742</b>
	36 x 15 x 16	900 x 381 x 406,5	<b>QNNN-EM361616</b>	<b>710</b>


	W x D x H (in)	W x D x H (mm)	Code	All Laminate (\$)
<b>Modular pedestal</b>	<i>2 box drawers, 1 file drawer with suspension bar. Pencil tray. Lock. Goes under a work surface. 1 tone only.</i>			
	15 x 18 x 28	388 x 448 x 713	<b>QNN-P1518UFL</b>	<b>1,274</b>
	<b>Specify the accent color (A, S).</b>			

	W x D x H (in)	W x D x H (mm)	Code	All Laminate (\$)
<b>Modular pedestal</b>	<i>2 file drawers with suspension bars. Lock. Goes under a work surface. 1 tone only.</i>			
	15 x 18 x 28	388 x 448 x 713	<b>QNN-P1518FFL</b>	<b>1,201</b>
	<b>Specify the accent color (A, S).</b>			


	W x D x H (in)	W x D x H (mm)	Code	All Laminate (\$)
<b>Modular lateral files</b>	<i>2 file drawers with suspension bars. Lock. Goes under a work surface. 1 tone only.</i>			
	36 x 18 x 28	900 x 448 x 713	<b>QNN-1836LFL</b>	<b>1,482</b>
	30 x 18 x 28	750 x 448 x 713	<b>QNN-1830LFL</b>	<b>1,445</b>
	<b>Specify the accent color (A, S).</b>			


	W x D x H (in)	W x D x H (mm)	Code	All Laminate (\$)
<b>Combined modular pedestals</b>	<i>2 box drawers, 2 file drawers with suspension bars. Pencil tray. Lock. Must be installed under a work surface. 1 tone only.</i>			
	36 x 18 x 28	900 x 448 x 713	<b>QNN-1836COL</b>	<b>1,863</b>
	30 x 18 x 28	750 x 448 x 713	<b>QNN-1830COL</b>	<b>1,716</b>
	<b>Specify the accent color (A, S).</b>			


	W x D x H (in)	W x D x H (mm)	Code	All Laminate (\$)
<b>Combined modular pedestals</b>	<i>2 box drawers, 2 file drawers with suspension bars. Pencil tray. Lock. Must be installed under a work surface. 1 tone only.</i>			
	36 x 18 x 28	900 x 448 x 713	<b>QNN-C01836L</b>	<b>1,863</b>
	30 x 18 x 28	750 x 448 x 713	<b>QNN-C01830L</b>	<b>1,716</b>
	<b>Specify the accent color (A, S).</b>			


	W x D x H (in)	W x D x H (mm)	Code	All Laminate (\$)
<b>Modular bookcase with doors</b>	<i>1 adjustable shelf. Lock. Must be installed under a work surface. 1 tone only.</i>			
	36 x 18 x 28	900 x 448 x 713	<b>QNN-1836BL</b>	<b>1,306</b>
	30 x 18 x 28	750 x 448 x 713	<b>QNN-1830BL</b>	<b>1,211</b>
	<b>Specify the accent color (A, S).</b>			


Door options: change N in the code prefix to:  
Lexan (L) / Translucent (T) add \$724, Metal (M) add \$885.


	W x D x H (in)	W x D x H (mm)	Code	All Laminate (\$)
<b>Mobile pedestals</b>	<i>1 box drawer and 1 file drawer with suspension bar. Pencil tray. Lock. Brakes on front casters. Fits under a work surface. 1 tone only.</i>			
	15 x 18 x 20 3/4	390 x 450 x 527	<b>QNN-MP1518F</b>	<b>1,225</b>
	15 x 23 x 20 3/4	390 x 575 x 527	<b>QNN-MP1523F</b>	<b>1,264</b>
	<b>Specify the accent color (A, S).</b>			

	W x D x H (in)	W x D x H (mm)	Code	All Laminate (\$)
<b>Mobile pedestals</b>	<i>2 box drawers, 1 file drawer with suspension bar. Pencil tray. Lock. Brakes on front casters. Fits under a work surface. 1 tone only.</i>			
	15 x 28 x 27	388 x 700 x 704	<b>QNN-MP1528UF</b>	<b>1,371</b>
	15 x 18 x 27	388 x 448 x 704	<b>QNN-MP1518UF</b>	<b>1,345</b>
	<b>Specify the accent color (A, S).</b>			

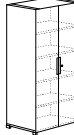
	W x D x H (in)	W x D x H (mm)	Code	All Laminate (\$)	HPL Surfaces (\$)
<b>Lateral file</b>	<i>2 file drawers with suspension bars. Lock. Optional counterweight to meet BIFMA Standards, refer to page 108.</i>				
	36 x 24 x 29 1/2	900 x 600 x 751	<b>Q_N_-2436LF</b>	<b>1,904</b>	<b>2,241</b>
	<b>Specify the surface type (5, 6). Specify the accent color (A, S).</b>				

	W x D x H (in)	W x D x H (mm)	Code	All Laminate (\$)	HPL Surfaces (\$)
<b>Combined pedestal</b>	<i>2 box drawers, 2 file drawers with suspension bars. Pencil tray. One lock for the two file drawers. Optional counterweight to meet BIFMA Standards, refer to page 108.</i>				
	36 x 24 x 29 1/2	900 x 600 x 751	<b>Q_N_-2436CO</b>	<b>2,106</b>	<b>2,668</b>
	<b>Specify the surface type (5, 6). Specify the accent color (A, S).</b>				

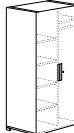
	W x D x H (in)	W x D x H (mm)	Code	All Laminate (\$)	HPL Surfaces (\$)
<b>Combined pedestal</b>	<i>2 box drawers, 2 file drawers with suspension bars. Pencil tray. One lock for the two file drawers. Optional counterweight to meet BIFMA Standards, refer to page 108.</i>				
	36 x 24 x 29 1/2	900 x 600 x 751	<b>Q_N_-C02436</b>	<b>2,106</b>	<b>2,668</b>
	<b>Specify the surface type (5, 6). Specify the accent color (A, S).</b>				

	W x D x H (in)	W x D x H (mm)	Code	All Laminate (\$)	HPL Surfaces (\$)
<b>Bookcase with doors</b>	<i>1 adjustable shelf. Lock.</i>				
	36 x 24 x 29 1/2	900 x 600 x 751	<b>Q_N_-2436B</b>	<b>1,702</b>	<b>2,001</b>
	<b>Specify the surface type (5,6). Specify the accent color (A, S).</b>				


Door options: change N in the code prefix to:  
Lexan (L) / Translucent (T) add \$724, Metal (M) add \$885.

	W x D x H (in)	W x D x H (mm)	Code	All Laminate (\$)
<b>Storage cabinets</b>	<i>Lock. 1 tone only. 81" H: 4 adjustable shelves, 1 fixed. 65"-73" H: 3 adjustable shelves, 1 fixed. 57" H: 3 adjustable shelves. 49" H: 2 adjustable shelves.</i>			
	36 x 24 x 81	900 x 600 x 2046	<b>QNN_-243681B</b>	<b>2,766</b>
	36 x 24 x 73	900 x 600 x 1843	<b>QNN_-243673B</b>	<b>2,586</b>
	36 x 24 x 65	900 x 600 x 1640	<b>QNN_-243665B</b>	<b>2,504</b>
	36 x 24 x 57	900 x 600 x 1437	<b>QNN_-243657B</b>	<b>2,329</b>
	36 x 24 x 49	900 x 600 x 1234	<b>QNN_-243649B</b>	<b>2,150</b>

Door options: change N in the code prefix to:  
Lexan (L) / Translucent (T) add \$1,256, Metal (M) add \$1,371.

	W x D x H (in)	W x D x H (mm)	Code	All Laminate (\$)
<b>Wardrobe / storage cabinets</b>	<i>Lock. Clothes hanger bar and 1 fixed shelf on wardrobe side 15 5/8" W (399 mm). 81" H: 4 adjustable shelves, 1 fixed. 65"-73" H: 3 adjustable shelves, 1 fixed. 57" H: 3 adjustable shelves. 49" H: 2 adjustable shelves. 1 tone only.</i>			
	36 x 24 x 81	900 x 600 x 2046	<b>QNN_-243681BC</b>	<b>2,586</b>
	36 x 24 x 73	900 x 600 x 1843	<b>QNN_-243673BC</b>	<b>2,504</b>
	36 x 24 x 65	900 x 600 x 1640	<b>QNN_-243665BC</b>	<b>2,418</b>
	36 x 24 x 57	900 x 600 x 1437	<b>QNN_-243657BC</b>	<b>2,247</b>
	36 x 24 x 49	900 x 600 x 1234	<b>QNN_-243649BC</b>	<b>2,071</b>

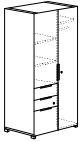
Door options: change N in the code prefix to:  
Lexan (L) / Translucent (T) add \$1,256, Metal (M) add \$1,371.

	W x D x H (in)	W x D x H (mm)	Code	All Laminate (\$)
<b>Storage cabinets with lateral file</b>	<i>Lock on file drawers only. Suspension bars. 81" H: 3 adjustable shelves. 65"-73" H: 2 adjustable shelves. 57"-49" H: 1 adjustable shelf. 1 tone only.</i>			
	36 x 24 x 81	900 x 600 x 2046	<b>QNN_-243681LFB</b>	<b>3,248</b>
	36 x 24 x 73	900 x 600 x 1843	<b>QNN_-243673LFB</b>	<b>3,021</b>
	36 x 24 x 65	900 x 600 x 1640	<b>QNN_-243665LFB</b>	<b>2,819</b>
	36 x 24 x 57	900 x 600 x 1437	<b>QNN_-243657LFB</b>	<b>2,594</b>
	36 x 24 x 49	900 x 600 x 1234	<b>QNN_-243649LFB</b>	<b>2,387</b>

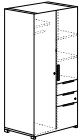
Door options: change N in the code prefix to:  
Lexan (L) / Translucent (T) add \$885, Metal (M) add \$1,127.

Place the letter S at the beginning of each item code, and specify "exact dimensions" in item description.

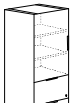


	W x D x H (in)	W x D x H (mm)	Code	All Laminate (\$)
<b>Wardrobe / storage cabinets</b>	<i>2 box drawers, 1 file drawer with suspension bar. Clothes hanger bar and 1 fixed shelf on wardrobe side 18 3/8" W (468 mm). One lock for drawers and one lock on full-height door. 81" H: 3 adjustable shelves. 65"-73" H: 2 adjustable shelves. 1 tone only.</i>			
	36 x 24 x 81	900 x 600 x 2046	<b>QNN_-243681UFB</b>	<b>3,433</b>
	36 x 24 x 73	900 x 600 x 1843	<b>QNN_-243673UFB</b>	<b>3,227</b>
	36 x 24 x 65	900 x 600 x 1640	<b>QNN_-243665UFB</b>	<b>3,006</b>


Door options: change N in the code prefix to: Lexan (L) / Translucent (T) add \$1,047, Metal (M) add \$1,249.

<b>Wardrobe / storage cabinets</b>	<i>2 box drawers, 1 file drawer with suspension bar. Clothes hanger bar and 1 fixed shelf on wardrobe side 18 3/8" W (468 mm). One lock for drawers and one lock on full-height door. 81" H: 3 adjustable shelves. 65"-73" H: 2 adjustable shelves. 1 tone only.</i>			
	36 x 24 x 81	900 x 600 x 2046	<b>QNN_-243681BUF</b>	<b>3,433</b>
	36 x 24 x 73	900 x 600 x 1843	<b>QNN_-243673BUF</b>	<b>3,227</b>
	36 x 24 x 65	900 x 600 x 1640	<b>QNN_-243665BUF</b>	<b>3,006</b>

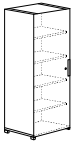
Door options: change N in the code prefix to: Lexan (L) / Translucent (T) add \$1,047, Metal (M) add \$1,249.

<b>Storage cabinets with lateral file</b>	<i>One lock for file drawers. Suspension bars. Reversible door. 81" H: 3 adjustable shelves. 65"-73" H: 2 adjustable shelves. 1 tone only.</i>			
	24 x 24 x 81	600 x 600 x 2046	<b>QNN_-242481FB</b>	<b>2,577</b>
	24 x 24 x 73	600 x 600 x 1843	<b>QNN_-242473FB</b>	<b>2,474</b>
	24 x 24 x 65	600 x 600 x 1640	<b>QNN_-242465FB</b>	<b>2,376</b>

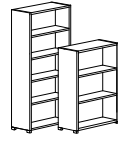
Door options: change N in the code prefix to: Lexan (L) / Translucent (T) add \$439, Metal (M) add \$554.

<b>Wardrobe / storage cabinets</b>	<i>Clothes hanger bar and 1 fixed shelf on wardrobe side 9 3/4" W (249 mm). Lock. Reversible door. 81" H: 5 adjustable shelves. 65"-73" H: 4 adjustable shelves. 57" H: 3 adjustable shelves. 49" H: 2 adjustable shelves. 1 tone only.</i>			
	24 x 24 x 81	600 x 600 x 2046	<b>QNN_-242481BC</b>	<b>1,942</b>
	24 x 24 x 73	600 x 600 x 1843	<b>QNN_-242473BC</b>	<b>1,854</b>
	24 x 24 x 65	600 x 600 x 1640	<b>QNN_-242465BC</b>	<b>1,766</b>
	24 x 24 x 57	600 x 600 x 1437	<b>QNN_-242457BC</b>	<b>1,676</b>
	24 x 24 x 49	600 x 600 x 1234	<b>QNN_-242449BC</b>	<b>1,585</b>


Door options: change N in the code prefix to: Lexan (L) / Translucent (T) add \$645, Metal (M) add \$805.

<b>Storage cabinets</b>	<i>Lock. Reversible door. 81" H: 5 adjustable shelves. 65"-73" H: 4 adjustable shelves. 57" H: 3 adjustable shelves. 49" H: 2 adjustable shelves. 1 tone only.</i>			
	24 x 24 x 81	600 x 600 x 2046	<b>QNN_-242481B</b>	<b>1,942</b>
	24 x 24 x 73	600 x 600 x 1843	<b>QNN_-242473B</b>	<b>1,854</b>
	24 x 24 x 65	600 x 600 x 1640	<b>QNN_-242465B</b>	<b>1,766</b>
	24 x 24 x 57	600 x 600 x 1437	<b>QNN_-242457B</b>	<b>1,676</b>
	24 x 24 x 49	600 x 600 x 1234	<b>QNN_-242449B</b>	<b>1,585</b>

Door options: change N in the code prefix to: Lexan (L) / Translucent (T) add \$645, Metal (M) add \$805.


	W x D x H (in)	W x D x H (mm)	Code	All Laminate (\$)
<b>Open bookcases</b>	<i>81" H: 4 adjustable shelves, 1 fixed at 29" H. 73" H: 3 adjustable shelves, 1 fixed at 29" H. 65" H: 4 adjustable shelves. 57" H: 3 adjustable shelves. 49" H: 2 adjustable shelves. 1 tone only.</i>			
	36 x 15 x 81	900 x 381 x 2046	<b>QNN_-B368116</b>	<b>1,525</b>
	36 x 15 x 73	900 x 381 x 1834	<b>QNN_-B367316</b>	<b>1,434</b>
	36 x 15 x 65	900 x 381 x 1640	<b>QNN_-B366516</b>	<b>1,322</b>
	36 x 15 x 57	900 x 381 x 1437	<b>QNN_-B365716</b>	<b>1,232</b>
	36 x 15 x 49	900 x 381 x 1234	<b>QNN_-B364916</b>	<b>1,144</b>

Specify the accent color (A, S).

<b>Left personal bookcases</b>	<i>1 box drawer, 2 file drawers with suspension bars. Adjustable shelf 57" H only. Wardrobe with clothes hanger bar 7 1/4" W (187 mm). Lock for the two file drawers. Lock on door. 1 tone only.</i>			
	24 x 24 x 57	600 x 600 x 1437	<b>QNN_-PB242457</b>	<b>3,070</b>
	24 x 24 x 49	600 x 600 x 1234	<b>QNN_-PB242449</b>	<b>2,934</b>


Specify the accent color (A, S).

Door options: change N in the code prefix to: Lexan (L) / Translucent (T) add \$323, Metal (M) add \$484.

<b>Right personal bookcases</b>	<i>1 box drawer, 2 file drawers with suspension bars. Adjustable shelf 57" H only. Wardrobe with clothes hanger bar 7 1/4" W (187 mm). Lock for the two file drawers. Lock on door. 1 tone only.</i>			
	24 x 24 x 57	600 x 600 x 1437	<b>QNN_-P242457B</b>	<b>3,070</b>
	24 x 24 x 49	600 x 600 x 1234	<b>QNN_-P242449B</b>	<b>2,934</b>



Specify the accent color (A, S).

Door options: change N in the code prefix to: Lexan (L) / Translucent (T) add \$323, Metal (M) add \$484.

	W x D x H (in)	W x D x H (mm)	Code	All Laminate (\$)	HPL Surfaces (\$)
<b>Tables</b>	<i>3" square steel legs (carton of 4).</i>				
	48 x 48 x 1 1/2	1200 x 1200 x 38	<b>Q_M_-SQ48</b>	<b>2,150</b>	<b>2,466</b>
	42 x 42 x 1 1/2	1050 x 1050 x 38	<b>Q_M_-SQ42</b>	<b>2,014</b>	<b>2,281</b>

Specify the surface type (5, 6). Specify the accent color (A, S).

Packaged in 2 boxes.

<b>Additional full-width legs</b>	<i>Full-width leg without wire access. 1 tone only</i>				
	30 x 1 x 27 1/2	748 x 25 x 698	<b>QNN_-L30</b>	—	<b>208</b>
	24 x 1 x 27 1/2	598 x 25 x 698	<b>QNN_-L24</b>	—	<b>196</b>
	<i>Full-width leg with wiring access. 1 tone only.</i>				
	30 x 1 x 27 1/2	748 x 25 x 698	<b>QNN_-L30D</b>	—	<b>208</b>
	24 x 1 x 27 1/2	598 x 25 x 698	<b>QNN_-L24D</b>	—	<b>196</b>

Specify the accent color (A, S).

<b>Additional recessed leg</b>	13 x 1 x 27 1/2	340 x 25 x 698	<b>QNN_-L12</b>	—	<b>160</b>
--------------------------------	-----------------	----------------	-----------------	---	------------

Specify the accent color (A, S).

Place the letter S at the beginning of each item code, and specify "exact dimensions" in item description.


# OPTIONS



## EDGEBANDING

Furniture with 1" (25 mm) thick tops

Edge - 1" (25 mm)




Smooth, 1/16" (1,5 mm) thick edge.

The edge is **matched with the finish specified for the surface.**


## Furniture with 1 1/2" (38 mm) thick tops

Edge - 1 1/2" (38 mm)



## HANDLES


A choice of metal handles or a linear thermoplastic pull is offered.



**B – Curved**



**L – Linear**



**Z – Straight**

## ACCENT COLORS



**S – Silver**



**A – Anthracite Grey**

Exception: Wardrobes with single door are only available with B and Z handles.

Exception: Furniture with doors or aluminum kickplate are available in Silver anodized aluminum only.

## LEG PANEL OPTIONS FOR DT, AT, CM, ETC.

- A** Two full-width leg panels
- B** One full-width leg panel and one recessed
- C** Two recessed leg panels
- D** Two full-width leg panels, one with wiring access
- E** Two full-width leg panels with wiring access
- F** One full-width leg panel and one recessed with wiring access

## MATERIALS

- **Thermofused laminate furniture:**  
See prices shown in the "All Laminate" column. Surface material and thickness must be specified in the code.
- **Furniture with tops in high-pressure laminate, the rest in thermofused laminate:**  
See prices shown in the "HPL Surfaces" column. Surface material and thickness must be specified in the code.

## CODIFICATION

Series	Options		
	Thickness	Handles	Accent color
0	1 Thermofused laminate 1"	B Curved L Linear Z Straight	A Anthracite Grey S Silver
	2 High-pressure laminate 1"		
	5 Thermofused laminate 1 1/2"		
	6 High-pressure laminate 1 1/2"		

## ELECTRIFICATION OF FREESTANDING FURNITURE

Electricom II System is fully compatible with Options collection to enable the electrification and communication of Options freestanding furniture. Refer to the Electricom II System section on page 103.

W x D x H (in)	W x D x H (mm)	Code	All Laminate (\$)	HPL Surfaces (\$)
<b>Bow front double pedestal desks</b> 2 pedestals with locks. 2 box drawers and 3 file drawers with suspension bars. Pencil tray. Recessed, full-height modesty panel. Full-width wire access.				
84 x 42 x 29	2100 x 1050 x 738	0___-UF4284FFA	3,160	3,733
72 x 42 x 29	1800 x 1050 x 738	0___-UF4272FFA	3,047	3,561
66 x 36 x 29	1650 x 900 x 738	0___-UF3666FFA	2,965	3,475



Specify the surface type (1, 2). Specify the handle code (B, L, Z).  
Specify the accent color (A, S).

84 x 42 x 29 1/2	2100 x 1050 x 751	0___-UF4284FFA	3,561	4,078
72 x 42 x 29 1/2	1800 x 1050 x 751	0___-UF4272FFA	3,394	3,900
66 x 36 x 29 1/2	1650 x 900 x 751	0___-UF3666FFA	3,305	3,820

Specify the surface type (5, 6). Specify the handle code (B, L, Z).  
Specify the accent color (A, S).

W x D x H (in)	W x D x H (mm)	Code	All Laminate (\$)	HPL Surfaces (\$)
<b>Double pedestal desks</b> 2 pedestals with locks. 2 box drawers and 3 file drawers with suspension bars. Pencil tray. Recessed, full-height modesty panel. Full-width wire access.				
84 x 36 x 29	2100 x 900 x 738	0___-UF3684FF	2,860	3,296
72 x 36 x 29	1800 x 900 x 738	0___-UF3672FF	2,693	3,128
72 x 30 x 29	1800 x 750 x 738	0___-UF3072FF	2,604	3,038
66 x 30 x 29	1650 x 750 x 738	0___-UF3066FF	2,523	2,926
60 x 30 x 29	1500 x 750 x 738	0___-UF3060FF	2,433	2,819

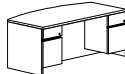


Specify the surface type (1, 2). Specify the handle code (B, L, Z).  
Specify the accent color (A, S).

W x D x H (in)	W x D x H (mm)	Code	All Laminate (\$)	HPL Surfaces (\$)
<b>Double pedestal desks (cont'd)</b>				
84 x 36 x 29 1/2	2100 x 900 x 751	0___-UF3684FF	3,177	3,685
72 x 36 x 29 1/2	1800 x 900 x 751	0___-UF3672FF	3,006	3,512
72 x 30 x 29 1/2	1800 x 750 x 751	0___-UF3072FF	2,926	3,428
66 x 30 x 29 1/2	1650 x 750 x 751	0___-UF3066FF	2,836	3,305
60 x 30 x 29 1/2	1500 x 750 x 751	0___-UF3060FF	2,749	3,205

Specify the surface type (5, 6). Specify the handle code (B, L, Z).  
Specify the accent color (A, S).

W x D x H (in)	W x D x H (mm)	Code	All Laminate (\$)	HPL Surfaces (\$)
<b>Bow front double pedestal desks</b> 2 pedestals with locks. 2 box drawers and 2 file drawers with suspension bars. Pencil tray. Recessed, full-height modesty panel. Full-width wire access.				
84 x 42 x 29	2100 x 1050 x 738	0___-F4284FA	2,706	3,227
72 x 42 x 29	1800 x 1050 x 738	0___-F4272FA	2,539	3,047
66 x 36 x 29	1650 x 900 x 738	0___-F3666FA	2,449	2,965



Specify the surface type (1, 2). Specify the handle code (B, L, Z).  
Specify the accent color (A, S).

84 x 42 x 29 1/2	2100 x 1050 x 751	0___-F4284FA	3,047	3,561
72 x 42 x 29 1/2	1800 x 1050 x 751	0___-F4272FA	2,878	3,394
66 x 36 x 29 1/2	1650 x 900 x 751	0___-F3666FA	2,797	3,305

Specify the surface type (5, 6). Specify the handle code (B, L, Z).  
Specify the accent color (A, S).

Place the letter S at the beginning of each item code, and specify "exact dimensions" in item description.



**Double pedestal desks**

*2 pedestals with locks. 2 box drawers and 2 file drawers with suspension bars. Pencil tray. Recessed, full-height modesty panel. Full-width wire access.*

W x D x H (in)	W x D x H (mm)	Code	All Laminate (\$)	HPL Surfaces (\$)
84 x 36 x 29	2100 x 900 x 738	0___-F3684F	2,351	2,787
72 x 36 x 29	1800 x 900 x 738	0___-F3672F	2,175	2,614
72 x 30 x 29	1800 x 750 x 738	0___-F3072F	2,095	2,531
66 x 30 x 29	1650 x 750 x 738	0___-F3066F	2,008	2,410
60 x 30 x 29	1500 x 750 x 738	0___-F3060F	1,926	2,305

Specify the surface type (1, 2). Specify the handle code (B, L, Z).  
Specify the accent color (A, S).

84 x 36 x 29½	2100 x 900 x 751	0___-F3684F	2,668	3,166
72 x 36 x 29½	1800 x 900 x 751	0___-F3672F	2,497	2,997
72 x 30 x 29½	1800 x 750 x 751	0___-F3072F	2,410	2,909
66 x 30 x 29½	1650 x 750 x 751	0___-F3066F	2,322	2,797
60 x 30 x 29½	1500 x 750 x 751	0___-F3060F	2,241	2,693

Specify the surface type (5, 6). Specify the handle code (B, L, Z).  
Specify the accent color (A, S).

**Bow front single pedestal desks**

*1 pedestal on left with lock. 2 box drawers and 1 file drawer with suspension bar. Pencil tray. Recessed, full-height modesty panel. Full-width wire access.*

72 x 42 x 29	1800 x 1050 x 738	0___-UF4272SA	2,376	2,846
--------------	-------------------	---------------	-------	-------

Specify the surface type (1, 2). Specify the handle code (B, L, Z).  
Specify the accent color (A, S).

72 x 42 x 29½	1800 x 1050 x 751	0___-UF4272SA	2,706	3,256
---------------	-------------------	---------------	-------	-------

Specify the surface type (5, 6). Specify the handle code (B, L, Z).  
Specify the accent color (A, S).

**Bow front single pedestal desks**

*1 pedestal on right with lock. 2 box drawers and 1 file drawer with suspension bar. Pencil tray. Recessed, full-height modesty panel. Full-width wire access.*

72 x 42 x 29	1800 x 1050 x 738	0___-S4272UFA	2,376	2,846
--------------	-------------------	---------------	-------	-------

Specify the surface type (1, 2). Specify the handle code (B, L, Z).  
Specify the accent color (A, S).

72 x 42 x 29½	1800 x 1050 x 751	0___-S4272UFA	2,706	3,256
---------------	-------------------	---------------	-------	-------

Specify the surface type (5, 6). Specify the handle code (B, L, Z).  
Specify the accent color (A, S).

**Single pedestal desks**

*1 pedestal on left with lock. 2 box drawers and 1 file drawer with suspension bar. Pencil tray. Recessed, full-height modesty panel. Full-width wire access.*

72 x 36 x 29	1800 x 900 x 738	0___-UF3672S	2,008	2,362
72 x 30 x 29	1800 x 750 x 738	0___-UF3072S	1,926	2,271
66 x 30 x 29	1650 x 750 x 738	0___-UF3066S	1,838	2,150
60 x 30 x 29	1500 x 750 x 738	0___-UF3060S	1,749	2,047

Specify the surface type (1, 2). Specify the handle code (B, L, Z).  
Specify the accent color (A, S).

72 x 36 x 29½	1800 x 900 x 751	0___-UF3672S	2,291	2,701
72 x 30 x 29½	1800 x 750 x 751	0___-UF3072S	2,199	2,614
66 x 30 x 29½	1650 x 750 x 751	0___-UF3066S	2,118	2,497
60 x 30 x 29½	1500 x 750 x 751	0___-UF3060S	2,038	2,401

Specify the surface type (5, 6). Specify the handle code (B, L, Z).  
Specify the accent color (A, S).

**Single pedestal desks**

*1 pedestal on right with lock. 2 box drawers and 1 file drawer with suspension bar. Pencil tray. Recessed, full-height modesty panel. Full-width wire access.*

72 x 36 x 29	1800 x 900 x 738	0___-S3672UF	2,008	2,362
72 x 30 x 29	1800 x 750 x 738	0___-S3072UF	1,926	2,271
66 x 30 x 29	1650 x 750 x 738	0___-S3066UF	1,838	2,150
60 x 30 x 29	1500 x 750 x 738	0___-S3060UF	1,749	2,047

Specify the surface type (1, 2). Specify the handle code (B, L, Z).  
Specify the accent color (A, S).

72 x 36 x 29½	1800 x 900 x 751	0___-S3672UF	2,291	2,701
72 x 30 x 29½	1800 x 750 x 751	0___-S3072UF	2,199	2,614
66 x 30 x 29½	1650 x 750 x 751	0___-S3066UF	2,118	2,497
60 x 30 x 29½	1500 x 750 x 751	0___-S3060UF	2,038	2,401

Specify the surface type (5, 6). Specify the handle code (B, L, Z).  
Specify the accent color (A, S).

**Bow front single pedestal desks**

*1 pedestal on left with lock. 1 box drawer and 1 file drawer with suspension bar. Pencil tray. Recessed, full-height modesty panel. Full-width wire access.*

72 x 42 x 29	1800 x 1050 x 738	0___-F4272SA	2,118	2,539
--------------	-------------------	--------------	-------	-------

Specify the surface type (1, 2). Specify the handle code (B, L, Z).  
Specify the accent color (A, S).

72 x 42 x 29½	1800 x 1050 x 751	0___-F4272SA	2,393	2,869
---------------	-------------------	--------------	-------	-------

Specify the surface type (5, 6). Specify the handle code (B, L, Z).  
Specify the accent color (A, S).

**Bow front single pedestal desks**

*1 pedestal on right with lock. 1 box drawer and 1 file drawer with suspension bar. Pencil tray. Recessed, full-height modesty panel. Full-width wire access.*

72 x 42 x 29	1800 x 1050 x 738	0___-S4272FA	2,118	2,539
--------------	-------------------	--------------	-------	-------

Specify the surface type (1, 2). Specify the handle code (B, L, Z).  
Specify the accent color (A, S).

72 x 42 x 29½	1800 x 1050 x 751	0___-S4272FA	2,393	2,869
---------------	-------------------	--------------	-------	-------

Specify the surface type (5, 6). Specify the handle code (B, L, Z).  
Specify the accent color (A, S).

**Single pedestal desks**

*1 pedestal on left with lock. 1 box drawer and 1 file drawer with suspension bar. Pencil tray. Recessed, full-height modesty panel. Full-width wire access.*

72 x 36 x 29	1800 x 900 x 738	0___-F3672S	1,749	2,106
72 x 30 x 29	1800 x 750 x 738	0___-F3072S	1,669	2,014
66 x 30 x 29	1650 x 750 x 738	0___-F3066S	1,578	1,892
60 x 30 x 29	1500 x 750 x 738	0___-F3060S	1,499	1,798

Specify the surface type (1, 2). Specify the handle code (B, L, Z).  
Specify the accent color (A, S).

72 x 36 x 29½	1800 x 900 x 751	0___-F3672S	2,029	2,442
72 x 30 x 29½	1800 x 750 x 751	0___-F3072S	1,950	2,362
66 x 30 x 29½	1650 x 750 x 751	0___-F3066S	1,863	2,241
60 x 30 x 29½	1500 x 750 x 751	0___-F3060S	1,786	2,144

Specify the surface type (5, 6). Specify the handle code (B, L, Z).  
Specify the accent color (A, S).

**Single pedestal desks**

*1 pedestal on right with lock. 1 box drawer and 1 file drawer with suspension bar. Pencil tray. Recessed, full-height modesty panel. Full-width wire access.*

72 x 36 x 29	1800 x 900 x 738	0___-S3672F	1,749	2,106
72 x 30 x 29	1800 x 750 x 738	0___-S3072F	1,669	2,014
66 x 30 x 29	1650 x 750 x 738	0___-S3066F	1,578	1,892
60 x 30 x 29	1500 x 750 x 738	0___-S3060F	1,499	1,798

Specify the surface type (1, 2). Specify the handle code (B, L, Z).  
Specify the accent color (A, S).

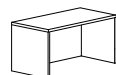
Place the letter S at the beginning of each item code, and specify "exact dimensions" in item description.



	W x D x H (in)	W x D x H (mm)	Code	All Laminate (\$)	HPL Surfaces (\$)
<b>Single pedestal desks</b> (cont'd)	72 x 36 x 29½	1800 x 900 x 751	<b>O___-S3672F</b>	<b>2,029</b>	<b>2,442</b>
	72 x 30 x 29½	1800 x 750 x 751	<b>O___-S3072F</b>	<b>1,950</b>	<b>2,362</b>
	66 x 30 x 29½	1650 x 750 x 751	<b>O___-S3066F</b>	<b>1,883</b>	<b>2,241</b>
	60 x 30 x 29½	1500 x 750 x 751	<b>O___-S3060F</b>	<b>1,786</b>	<b>2,144</b>

Specify the surface type (5, 6). Specify the handle code (B, L, Z).  
Specify the accent color (A, S).

**Desk shells**



*Recessed, full-height modesty panel. Full-width wire access. Can accommodate 1 or 2 pedestals.*

72 x 36 x 29	1800 x 900 x 738	<b>O_N_-TDM3672</b>	<b>1,152</b>	<b>1,612</b>
72 x 30 x 29	1800 x 750 x 738	<b>O_N_-TDM3072</b>	<b>1,071</b>	<b>1,506</b>
66 x 30 x 29	1650 x 750 x 738	<b>O_N_-TDM3066</b>	<b>1,021</b>	<b>1,434</b>
60 x 30 x 29	1500 x 750 x 738	<b>O_N_-TDM3060</b>	<b>984</b>	<b>1,379</b>

Specify the surface type (1, 2). Specify the accent color (A, S).

72 x 36 x 29½	1800 x 900 x 751	<b>O_N_-TDM3672</b>	<b>1,322</b>	<b>1,854</b>
72 x 30 x 29½	1800 x 750 x 751	<b>O_N_-TDM3072</b>	<b>1,249</b>	<b>1,760</b>
66 x 30 x 29½	1650 x 750 x 751	<b>O_N_-TDM3066</b>	<b>1,193</b>	<b>1,676</b>
60 x 30 x 29½	1500 x 750 x 751	<b>O_N_-TDM3060</b>	<b>1,152</b>	<b>1,612</b>

Specify the surface type (5, 6). Specify the accent color (A, S).

**Corner modules**



*To attach to a work surface. Keyboard surface adjusts from 6½" below surface to 7" above surface with a tilt angle of +/- 15 degrees. Adjustable keyboard surface is 1" thick. Grommet. Full-width wiring access on both back panels. Mechanism packaged separately.*

**Diagonal wood grain:**  
change last S to D, add 10% to the price.

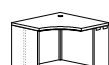
*With adjustable keyboard surface.*

48 x 48 x 29	1200 x 1200 x 738	<b>O_N_-CMS4830SC</b>	<b>2,504</b>	<b>2,885</b>
42 x 42 x 29	1050 x 1050 x 738	<b>O_N_-CMS4224SC</b>	<b>2,401</b>	<b>2,724</b>

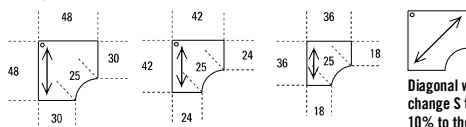
Specify the surface type (1, 2). Specify the accent color (A, S).

48 x 48 x 29½	1200 x 1200 x 751	<b>O_N_-CMS4830SC</b>	<b>2,934</b>	<b>3,108</b>
42 x 42 x 29½	1050 x 1050 x 751	<b>O_N_-CMS4224SC</b>	<b>2,829</b>	<b>3,015</b>

Specify the surface type (5, 6). Specify the accent color (A, S).



*To attach to a work surface. Grommet. Full-width wiring access on both back panels.*



48 x 48 x 29	1200 x 1200 x 738	<b>O_N_-CM4830S</b>	<b>1,182</b>	<b>1,669</b>
42 x 42 x 29	1050 x 1050 x 738	<b>O_N_-CM4224S</b>	<b>1,047</b>	<b>1,467</b>
36 x 36 x 29	900 x 900 x 738	<b>O_N_-CM3618SC</b>	<b>1,015</b>	<b>1,426</b>

Specify the surface type (1, 2). Specify the accent color (A, S).

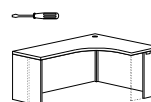
Specify leg choice at the end of the code (B, C, F).

48 x 48 x 29½	1200 x 1200 x 751	<b>O_N_-CM4830S</b>	<b>1,395</b>	<b>1,959</b>
42 x 42 x 29½	1050 x 1050 x 751	<b>O_N_-CM4224S</b>	<b>1,249</b>	<b>1,749</b>
36 x 36 x 29½	900 x 900 x 751	<b>O_N_-CM3618SC</b>	<b>1,161</b>	<b>1,628</b>

Specify the surface type (5, 6). Specify the accent color (A, S).

Specify leg choice at the end of the code (B, C, F).

**Left extended corner modules**



W x D x H (in)	W x D x H (mm)	Code	All Laminate (\$)	HPL Surfaces (\$)
----------------	----------------	------	-------------------	-------------------

*Grommet. Full-width wiring access on both back panels.*

Surface	R1	R2
72"/48"	29½" (750 mm)	5½" (150 mm)
66"/48"	23½" (600 mm)	5½" (150 mm)
60"/48"	17½" (450 mm)	5½" (150 mm)
72"/42"	29½" (750 mm)	
66"/42"	23½" (600 mm)	
60"/42"	17½" (450 mm)	
72"/36"	17½" (450 mm)	
66"/36"	11¾" (300 mm)	
60"/36"	5½" (150 mm)	

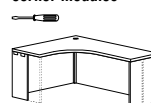
72 x 48 x 29	1800 x 1200 x 738	<b>O_N_-CM724824</b>	<b>1,640</b>	<b>2,296</b>
66 x 48 x 29	1650 x 1200 x 738	<b>O_N_-CM664824</b>	<b>1,557</b>	<b>2,175</b>
60 x 48 x 29	1500 x 1200 x 738	<b>O_N_-CM604824</b>	<b>1,467</b>	<b>2,057</b>
72 x 42 x 29	1800 x 1050 x 738	<b>O_N_-CM724224</b>	<b>1,557</b>	<b>2,175</b>
66 x 42 x 29	1650 x 1050 x 738	<b>O_N_-CM664224</b>	<b>1,467</b>	<b>2,057</b>
60 x 42 x 29	1500 x 1050 x 738	<b>O_N_-CM604224</b>	<b>1,384</b>	<b>1,942</b>
72 x 36 x 29	1800 x 900 x 738	<b>O_N_-CM723624</b>	<b>1,467</b>	<b>2,057</b>
66 x 36 x 29	1650 x 900 x 738	<b>O_N_-CM663624</b>	<b>1,317</b>	<b>1,847</b>
60 x 36 x 29	1500 x 900 x 738	<b>O_N_-CM603624</b>	<b>1,232</b>	<b>1,725</b>

Specify the surface type (1, 2). Specify the accent color (A, S).  
Specify leg choice at the end of the code (A, B, C, D, E, F).

72 x 48 x 29½	1800 x 1200 x 751	<b>O_N_-CM724824</b>	<b>1,892</b>	<b>2,662</b>
66 x 48 x 29½	1650 x 1200 x 751	<b>O_N_-CM664824</b>	<b>1,814</b>	<b>2,539</b>
60 x 48 x 29½	1500 x 1200 x 751	<b>O_N_-CM604824</b>	<b>1,725</b>	<b>2,418</b>
72 x 42 x 29½	1800 x 1050 x 751	<b>O_N_-CM724224</b>	<b>1,814</b>	<b>2,539</b>
66 x 42 x 29½	1650 x 1050 x 751	<b>O_N_-CM664224</b>	<b>1,725</b>	<b>2,418</b>
60 x 42 x 29½	1500 x 1050 x 751	<b>O_N_-CM604224</b>	<b>1,640</b>	<b>2,296</b>
72 x 36 x 29½	1800 x 900 x 751	<b>O_N_-CM723624</b>	<b>1,585</b>	<b>2,231</b>
66 x 36 x 29½	1650 x 900 x 751	<b>O_N_-CM663624</b>	<b>1,506</b>	<b>2,111</b>
60 x 36 x 29½	1500 x 900 x 751	<b>O_N_-CM603624</b>	<b>1,411</b>	<b>1,974</b>

Specify the surface type (5, 6). Specify the accent color (A, S).  
Specify leg choice at the end of the code (A, B, C, D, E, F).

**Right extended corner modules**



*Grommet. Full-width wiring access on both back panels.*

Surface	R1	R2
72"/48"	29½" (750 mm)	5½" (150 mm)
66"/48"	23½" (600 mm)	5½" (150 mm)
60"/48"	17½" (450 mm)	5½" (150 mm)
72"/42"	29½" (750 mm)	
66"/42"	23½" (600 mm)	
60"/42"	17½" (450 mm)	
72"/36"	17½" (450 mm)	
66"/36"	11¾" (300 mm)	
60"/36"	5½" (150 mm)	

72 x 48 x 29	1800 x 1200 x 738	<b>O_N_-CM487224</b>	<b>1,640</b>	<b>2,296</b>
66 x 48 x 29	1650 x 1200 x 738	<b>O_N_-CM486624</b>	<b>1,557</b>	<b>2,175</b>
60 x 48 x 29	1500 x 1200 x 738	<b>O_N_-CM486024</b>	<b>1,467</b>	<b>2,057</b>
72 x 42 x 29	1800 x 1050 x 738	<b>O_N_-CM427224</b>	<b>1,557</b>	<b>2,175</b>
66 x 42 x 29	1650 x 1050 x 738	<b>O_N_-CM426624</b>	<b>1,467</b>	<b>2,057</b>
60 x 42 x 29	1500 x 1050 x 738	<b>O_N_-CM426024</b>	<b>1,384</b>	<b>1,942</b>
72 x 36 x 29	1800 x 900 x 738	<b>O_N_-CM367224</b>	<b>1,467</b>	<b>2,057</b>
66 x 36 x 29	1650 x 900 x 738	<b>O_N_-CM366624</b>	<b>1,317</b>	<b>1,847</b>
60 x 36 x 29	1500 x 900 x 738	<b>O_N_-CM366024</b>	<b>1,232</b>	<b>1,725</b>

Specify the surface type (1, 2). Specify the accent color (A, S).  
Specify leg choice at the end of the code (A, B, C, D, E, F).

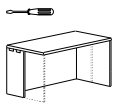
Place the letter S at the beginning of each item code, and specify "exact dimensions" in item description.



	W x D x H (in)	W x D x H (mm)	Code	All Laminate (\$)	HPL Surfaces (\$)
<b>Right extended corner modules (cont'd)</b>	72 x 48 x 29½	1800 x 1200 x 751	<b>O_N-CM487224_</b>	1,892	2,662
	66 x 48 x 29½	1650 x 1200 x 751	<b>O_N-CM486624_</b>	1,814	2,539
	60 x 48 x 29½	1500 x 1200 x 751	<b>O_N-CM486024_</b>	1,725	2,418
	72 x 42 x 29½	1800 x 1050 x 751	<b>O_N-CM427224_</b>	1,814	2,539
	66 x 42 x 29½	1650 x 1050 x 751	<b>O_N-CM426624_</b>	1,725	2,418
	60 x 42 x 29½	1500 x 1050 x 751	<b>O_N-CM426024_</b>	1,640	2,296
	72 x 36 x 29½	1800 x 900 x 751	<b>O_N-CM367224_</b>	1,585	2,231
	66 x 36 x 29½	1650 x 900 x 751	<b>O_N-CM366624_</b>	1,506	2,111
	60 x 36 x 29½	1500 x 900 x 751	<b>O_N-CM366024_</b>	1,411	1,974

Specify the surface type (5, 6). Specify the accent color (A, S).  
Specify leg choice at the end of the code (A, B, C, D, E, F).

**Rectangular tables 30" D**



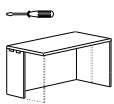
	W x D x H (in)	W x D x H (mm)	Code	All Laminate (\$)	HPL Surfaces (\$)
<b>Rectangular tables 30" D</b>	<i>Full-width wire access.</i>				
	72 x 30 x 29	1800 x 750 x 738	<b>O_N-DT3072_</b>	1,102	1,546
	66 x 30 x 29	1650 x 750 x 738	<b>O_N-DT3066_</b>	1,071	1,499
	60 x 30 x 29	1500 x 750 x 738	<b>O_N-DT3060_</b>	1,015	1,426
	54 x 30 x 29	1350 x 750 x 738	<b>O_N-DT3054_</b>	973	1,371
	48 x 30 x 29	1200 x 750 x 738	<b>O_N-DT3048_</b>	918	1,114
	42 x 30 x 29	1050 x 750 x 738	<b>O_N-DT3042_</b>	877	1,054
	36 x 30 x 29	900 x 750 x 738	<b>O_N-DT3036_</b>	831	998
	30 x 30 x 29	750 x 750 x 738	<b>O_N-DT3030_</b>	791	951
	24 x 30 x 29	600 x 750 x 738	<b>O_N-DT3024_</b>	731	885

Specify the surface type (1, 2). Specify the accent color (A, S).  
Specify leg choice at the end of the code (A, B, C, D, E, F).

72 x 30 x 29½	1800 x 750 x 751	<b>O_N-DT3072_</b>	1,289	1,814
66 x 30 x 29½	1650 x 750 x 751	<b>O_N-DT3066_</b>	1,249	1,749
60 x 30 x 29½	1500 x 750 x 751	<b>O_N-DT3060_</b>	1,193	1,676
54 x 30 x 29½	1350 x 750 x 751	<b>O_N-DT3054_</b>	1,152	1,612
48 x 30 x 29½	1200 x 750 x 751	<b>O_N-DT3048_</b>	1,071	1,282
42 x 30 x 29½	1050 x 750 x 751	<b>O_N-DT3042_</b>	1,015	1,225
36 x 30 x 29½	900 x 750 x 751	<b>O_N-DT3036_</b>	973	1,169
30 x 30 x 29½	750 x 750 x 751	<b>O_N-DT3030_</b>	918	1,114
24 x 30 x 29½	600 x 750 x 751	<b>O_N-DT3024_</b>	877	1,054

Specify the surface type (5, 6). Specify the accent color (A, S).  
Specify leg choice at the end of the code (A, B, C, D, E, F).

**Rectangular tables 24" D**



	W x D x H (in)	W x D x H (mm)	Code	All Laminate (\$)	HPL Surfaces (\$)
<b>Rectangular tables 24" D</b>	<i>Full-width wire access.</i>				
	72 x 24 x 29	1800 x 600 x 738	<b>O_N-DT2472_</b>	1,071	1,499
	66 x 24 x 29	1650 x 600 x 738	<b>O_N-DT2466_</b>	1,015	1,426
	60 x 24 x 29	1500 x 600 x 738	<b>O_N-DT2460_</b>	973	1,371
	54 x 24 x 29	1350 x 600 x 738	<b>O_N-DT2454_</b>	918	1,298
	48 x 24 x 29	1200 x 600 x 738	<b>O_N-DT2448_</b>	877	1,054
	42 x 24 x 29	1050 x 600 x 738	<b>O_N-DT2442_</b>	831	998
	36 x 24 x 29	900 x 600 x 738	<b>O_N-DT2436_</b>	791	951
	30 x 24 x 29	750 x 600 x 738	<b>O_N-DT2430_</b>	731	885
	24 x 24 x 29	600 x 600 x 738	<b>O_N-DT2424_</b>	701	847

Specify the surface type (1, 2). Specify the accent color (A, S).  
Specify leg choice at the end of the code (A, B, C, D, E, F).

	W x D x H (in)	W x D x H (mm)	Code	All Laminate (\$)	HPL Surfaces (\$)
<b>Rectangular tables 24" D (cont'd)</b>	72 x 24 x 29½	1800 x 600 x 751	<b>O_N-DT2472_</b>	1,193	1,676
	66 x 24 x 29½	1650 x 600 x 751	<b>O_N-DT2466_</b>	1,152	1,612
	60 x 24 x 29½	1500 x 600 x 751	<b>O_N-DT2460_</b>	1,102	1,546
	54 x 24 x 29½	1350 x 600 x 751	<b>O_N-DT2454_</b>	1,071	1,499
	48 x 24 x 29½	1200 x 600 x 751	<b>O_N-DT2448_</b>	973	1,169
	42 x 24 x 29½	1050 x 600 x 751	<b>O_N-DT2442_</b>	918	1,114
	36 x 24 x 29½	900 x 600 x 751	<b>O_N-DT2436_</b>	877	1,054
	30 x 24 x 29½	750 x 600 x 751	<b>O_N-DT2430_</b>	831	998
	24 x 24 x 29½	600 x 600 x 751	<b>O_N-DT2424_</b>	791	951

Specify the surface type (5, 6). Specify the accent color (A, S).  
Specify leg choice at the end of the code (A, B, C, D, E, F).

**Left asymmetrical tables, 30" D**



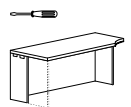
	W x D x H (in)	W x D x H (mm)	Code	All Laminate (\$)	HPL Surfaces (\$)
<b>Left asymmetrical tables, 30" D</b>	<i>To attach to a work surface. Full-width wire access.</i>				
				<b>Surface</b>	<b>R1</b>
				54"/30"	35⅜"
				48"/30"	29½"
				42"/30"	23½"
				36"/30"	17⅞"
				30"/30"	11⅞"
	54 x 30 x 29	1350 x 750 x 738	<b>O_N-AT245430_</b>	951	1,329
	48 x 30 x 29	1200 x 750 x 738	<b>O_N-AT244830_</b>	902	1,096
	42 x 30 x 29	1050 x 750 x 738	<b>O_N-AT244230_</b>	862	1,041
36 x 30 x 29	900 x 750 x 738	<b>O_N-AT243630_</b>	823	993	
30 x 30 x 29	750 x 750 x 738	<b>O_N-AT243030_</b>	773	942	

Specify the surface type (1, 2). Specify the accent color (A, S).  
Specify leg choice at the end of the code (B, C, F).

54 x 30 x 29½	1350 x 750 x 751	<b>O_N-AT245430_</b>	1,119	1,572
48 x 30 x 29½	1200 x 750 x 751	<b>O_N-AT244830_</b>	1,021	1,232
42 x 30 x 29½	1050 x 750 x 751	<b>O_N-AT244230_</b>	993	1,193
36 x 30 x 29½	900 x 750 x 751	<b>O_N-AT243630_</b>	951	1,144
30 x 30 x 29½	750 x 750 x 751	<b>O_N-AT243030_</b>	902	1,096

Specify the surface type (5, 6). Specify the accent color (A, S).  
Specify leg choice at the end of the code (B, C, F).

**Right asymmetrical tables, 30" D**



	W x D x H (in)	W x D x H (mm)	Code	All Laminate (\$)	HPL Surfaces (\$)
<b>Right asymmetrical tables, 30" D</b>	<i>To attach to a work surface. Full-width wire access.</i>				
				<b>Surface</b>	<b>R1</b>
				54"/30"	35⅜"
				48"/30"	29½"
				42"/30"	23½"
				36"/30"	17⅞"
				30"/30"	11⅞"
	54 x 30 x 29	1350 x 750 x 738	<b>O_N-AT305424_</b>	951	1,329
	48 x 30 x 29	1200 x 750 x 738	<b>O_N-AT304824_</b>	902	1,096
	42 x 30 x 29	1050 x 750 x 738	<b>O_N-AT304224_</b>	862	1,041
36 x 30 x 29	900 x 750 x 738	<b>O_N-AT303624_</b>	823	993	
30 x 30 x 29	750 x 750 x 738	<b>O_N-AT303024_</b>	773	942	

Specify the surface type (1, 2). Specify the accent color (A, S).  
Specify leg choice at the end of the code (B, C, F).

54 x 30 x 29½	1350 x 750 x 751	<b>O_N-AT305424_</b>	1,119	1,572
48 x 30 x 29½	1200 x 750 x 751	<b>O_N-AT304824_</b>	1,021	1,232
42 x 30 x 29½	1050 x 750 x 751	<b>O_N-AT304224_</b>	993	1,193
36 x 30 x 29½	900 x 750 x 751	<b>O_N-AT303624_</b>	951	1,144
30 x 30 x 29½	750 x 750 x 751	<b>O_N-AT303024_</b>	902	1,096

Specify the surface type (5, 6). Specify the accent color (A, S).  
Specify leg choice at the end of the code (B, C, F).

Place the letter S at the beginning of each item code, and specify "exact dimensions" in item description.



**Left asymmetrical tables, 24" D**

To attach to a work surface. Full-width wire access.

W x D x H (in)	W x D x H (mm)	Code	All Laminate (\$)	HPL Surfaces (\$)
54 x 24 x 29	1350 x 600 x 738	O_N_-AT185424_	902	1,274
48 x 24 x 29	1200 x 600 x 738	O_N_-AT184824_	862	1,041
42 x 24 x 29	1050 x 600 x 738	O_N_-AT184224_	823	993
36 x 24 x 29	900 x 600 x 738	O_N_-AT183624_	773	942
30 x 24 x 29	750 x 600 x 738	O_N_-AT183024_	731	885

Specify the surface type (1, 2). Specify the accent color (A, S).  
Specify leg choice at the end of the code (B, C, F).

W x D x H (in)	W x D x H (mm)	Code	All Laminate (\$)	HPL Surfaces (\$)
54 x 24 x 29½	1350 x 600 x 751	O_N_-AT185424_	1,080	1,518
48 x 24 x 29½	1200 x 600 x 751	O_N_-AT184824_	993	1,193
42 x 24 x 29½	1050 x 600 x 751	O_N_-AT184224_	951	1,144
36 x 24 x 29½	900 x 600 x 751	O_N_-AT183624_	902	1,096
30 x 24 x 29½	750 x 600 x 751	O_N_-AT183024_	862	1,041

Specify the surface type (5, 6). Specify the accent color (A, S).  
Specify leg choice at the end of the code (B, C, F).

**Right asymmetrical tables, 24" D**

To attach to a work surface. Full-width wire access.

W x D x H (in)	W x D x H (mm)	Code	All Laminate (\$)	HPL Surfaces (\$)
54 x 24 x 29	1350 x 600 x 738	O_N_-AT245418_	902	1,274
48 x 24 x 29	1200 x 600 x 738	O_N_-AT244818_	862	1,041
42 x 24 x 29	1050 x 600 x 738	O_N_-AT244218_	823	993
36 x 24 x 29	900 x 600 x 738	O_N_-AT243618_	773	942
30 x 24 x 29	750 x 600 x 738	O_N_-AT243018_	731	885

Specify the surface type (1, 2). Specify the accent color (A, S).  
Specify leg choice at the end of the code (B, C, F).

W x D x H (in)	W x D x H (mm)	Code	All Laminate (\$)	HPL Surfaces (\$)
54 x 24 x 29½	1350 x 600 x 751	O_N_-AT245418_	1,080	1,518
48 x 24 x 29½	1200 x 600 x 751	O_N_-AT244818_	993	1,193
42 x 24 x 29½	1050 x 600 x 751	O_N_-AT244218_	951	1,144
36 x 24 x 29½	900 x 600 x 751	O_N_-AT243618_	902	1,096
30 x 24 x 29½	750 x 600 x 751	O_N_-AT243018_	862	1,041

Specify the surface type (5, 6). Specify the accent color (A, S).  
Specify leg choice at the end of the code (B, C, F).

**Left D-shaped extended corner modules**

To attach to a work surface. Grommet. Side full-width wiring access. 2 reversible recessed leg panels (one with wiring access). 6" diameter steel leg.

W x D x H (in)	W x D x H (mm)	Code	All Laminate (\$)	HPL Surfaces (\$)
84 x 48 x 29	2100 x 1200 x 738	O_N_-CB844824	1,798	2,514
78 x 48 x 29	1950 x 1200 x 738	O_N_-CB784824	1,709	2,393
72 x 48 x 29	1800 x 1200 x 738	O_N_-CB724824	1,621	2,271
84 x 42 x 29	2100 x 1050 x 738	O_N_-CB844224	1,709	2,393
78 x 42 x 29	1950 x 1050 x 738	O_N_-CB784224	1,621	2,271
72 x 42 x 29	1800 x 1050 x 738	O_N_-CB724224	1,538	2,150

Packaged in 2 boxes.

Specify the surface type (1, 2). Specify the accent color (A, S).

**Left D-shaped extended corner modules (cont'd)**

W x D x H (in)	W x D x H (mm)	Code	All Laminate (\$)	HPL Surfaces (\$)
84 x 48 x 29½	2100 x 1200 x 751	O_N_-CB844824	2,047	2,869
78 x 48 x 29½	1950 x 1200 x 751	O_N_-CB784824	1,967	2,749
72 x 48 x 29½	1800 x 1200 x 751	O_N_-CB724824	1,877	2,627
84 x 42 x 29½	2100 x 1050 x 751	O_N_-CB844224	1,967	2,749
78 x 42 x 29½	1950 x 1050 x 751	O_N_-CB784224	1,877	2,627
72 x 42 x 29½	1800 x 1050 x 751	O_N_-CB724224	1,798	2,514

Specify the surface type (5, 6). Specify the accent color (A, S).

**Right D-shaped extended corner modules**

To attach to a work surface. Grommet. Side full-width wiring access. 2 reversible recessed leg panels (one with wiring access). 6" diameter steel leg.

W x D x H (in)	W x D x H (mm)	Code	All Laminate (\$)	HPL Surfaces (\$)
84 x 48 x 29	2100 x 1200 x 738	O_N_-C4884B24	1,798	2,514
78 x 48 x 29	1950 x 1200 x 738	O_N_-C4878B24	1,709	2,393
72 x 48 x 29	1800 x 1200 x 738	O_N_-C4872B24	1,621	2,271
84 x 42 x 29	2100 x 1050 x 738	O_N_-C4284B24	1,709	2,393
78 x 42 x 29	1950 x 1050 x 738	O_N_-C4278B24	1,621	2,271
72 x 42 x 29	1800 x 1050 x 738	O_N_-C4272B24	1,538	2,150

Packaged in 2 boxes.

Specify the surface type (1, 2). Specify the accent color (A, S).

W x D x H (in)	W x D x H (mm)	Code	All Laminate (\$)	HPL Surfaces (\$)
84 x 48 x 29½	2100 x 1200 x 751	O_N_-C4884B24	2,047	2,869
78 x 48 x 29½	1950 x 1200 x 751	O_N_-C4878B24	1,967	2,749
72 x 48 x 29½	1800 x 1200 x 751	O_N_-C4872B24	1,877	2,627
84 x 42 x 29½	2100 x 1050 x 751	O_N_-C4284B24	1,967	2,749
78 x 42 x 29½	1950 x 1050 x 751	O_N_-C4278B24	1,877	2,627
72 x 42 x 29½	1800 x 1050 x 751	O_N_-C4272B24	1,798	2,514

Specify the surface type (5, 6). Specify the accent color (A, S).

**Left D-shaped extended corner modules with modesty panel**

To attach to a work surface. Grommet. Side half-width wiring access. Modesty panel. 6" diameter steel leg.

W x D x H (in)	W x D x H (mm)	Code	All Laminate (\$)	HPL Surfaces (\$)
84 x 48 x 29	2100 x 1200 x 738	O_N_-CBM844824	2,008	2,724
78 x 48 x 29	1950 x 1200 x 738	O_N_-CBM784824	1,926	2,604
72 x 48 x 29	1800 x 1200 x 738	O_N_-CBM724824	1,838	2,481
84 x 42 x 29	2100 x 1050 x 738	O_N_-CBM844224	1,926	2,604
78 x 42 x 29	1950 x 1050 x 738	O_N_-CBM784224	1,838	2,481
72 x 42 x 29	1800 x 1050 x 738	O_N_-CBM724224	1,749	2,371

Packaged in 2 boxes.

Specify the surface type (1, 2). Specify the accent color (A, S).

W x D x H (in)	W x D x H (mm)	Code	All Laminate (\$)	HPL Surfaces (\$)
84 x 48 x 29½	2100 x 1200 x 751	O_N_-CBM844824	2,264	3,089
78 x 48 x 29½	1950 x 1200 x 751	O_N_-CBM784824	2,175	2,965
72 x 48 x 29½	1800 x 1200 x 751	O_N_-CBM724824	2,095	2,846
84 x 42 x 29½	2100 x 1050 x 751	O_N_-CBM844224	2,175	2,965
78 x 42 x 29½	1950 x 1050 x 751	O_N_-CBM784224	2,095	2,846
72 x 42 x 29½	1800 x 1050 x 751	O_N_-CBM724224	2,008	2,724

Specify the surface type (5, 6). Specify the accent color (A, S).

**Right D-shaped extended corner modules with modesty panel**

To attach to a work surface. Grommet. Side half-width wiring access. Modesty panel. 6" diameter steel leg.

W x D x H (in)	W x D x H (mm)	Code	All Laminate (\$)	HPL Surfaces (\$)
84 x 48 x 29	2100 x 1200 x 738	O_N_-C4884BM24	2,008	2,724
78 x 48 x 29	1950 x 1200 x 738	O_N_-C4878BM24	1,926	2,604
72 x 48 x 29	1800 x 1200 x 738	O_N_-C4872BM24	1,838	2,481
84 x 42 x 29	2100 x 1050 x 738	O_N_-C4284BM24	1,926	2,604
78 x 42 x 29	1950 x 1050 x 738	O_N_-C4278BM24	1,838	2,481
72 x 42 x 29	1800 x 1050 x 738	O_N_-C4272BM24	1,749	2,371

Packaged in 2 boxes.

Specify the surface type (1, 2). Specify the accent color (A, S).

Place the letter S at the beginning of each item code, and specify "exact dimensions" in item description.



	W x D x H (in)	W x D x H (mm)	Code	All Laminate (\$)	HPL Surfaces (\$)
<b>Right D-shaped extended corner modules with modesty panel (cont'd)</b>	84 x 48 x 29½	2100 x 1200 x 751	<b>O_N_-C4884BM24</b>	2,264	3,089
	78 x 48 x 29½	1950 x 1200 x 751	<b>O_N_-C4878BM24</b>	2,175	2,965
	72 x 48 x 29½	1800 x 1200 x 751	<b>O_N_-C4872BM24</b>	2,095	2,846
	84 x 42 x 29½	2100 x 1050 x 751	<b>O_N_-C4284BM24</b>	2,175	2,965
	78 x 42 x 29½	1950 x 1050 x 751	<b>O_N_-C4278BM24</b>	2,095	2,846
	72 x 42 x 29½	1800 x 1050 x 751	<b>O_N_-C4272BM24</b>	2,008	2,724

Specify the surface type (5, 6). Specify the accent color (A, S).

**Left P-shaped extended corner modules**



Packaged in 2 boxes.

To attach to a work surface. Grommet. Side full-width wiring access. 2 reversible recessed leg panels (one with wiring access). 6" diameter steel leg.

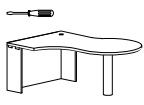
84 x 60 x 29	2100 x 1500 x 738	<b>O_N_-CP844824</b>	1,877	2,627
78 x 60 x 29	1950 x 1500 x 738	<b>O_N_-CP784824</b>	1,798	2,514
72 x 60 x 29	1800 x 1500 x 738	<b>O_N_-CP724824</b>	1,709	2,393
84 x 54 x 29	2100 x 1350 x 738	<b>O_N_-CP844224</b>	1,798	2,514
78 x 54 x 29	1950 x 1350 x 738	<b>O_N_-CP784224</b>	1,709	2,393
72 x 54 x 29	1800 x 1350 x 738	<b>O_N_-CP724224</b>	1,621	2,271

Specify the surface type (1, 2). Specify the accent color (A, S).

84 x 60 x 29½	2100 x 1500 x 751	<b>O_N_-CP844824</b>	2,135	2,991
78 x 60 x 29½	1950 x 1500 x 751	<b>O_N_-CP784824</b>	2,047	2,869
72 x 60 x 29½	1800 x 1500 x 751	<b>O_N_-CP724824</b>	1,967	2,749
84 x 54 x 29½	2100 x 1350 x 751	<b>O_N_-CP844224</b>	2,047	2,869
78 x 54 x 29½	1950 x 1350 x 751	<b>O_N_-CP784224</b>	1,967	2,749
72 x 54 x 29½	1800 x 1350 x 751	<b>O_N_-CP724224</b>	1,877	2,627

Specify the surface type (5, 6). Specify the accent color (A, S).

**Right P-shaped extended corner modules**



Packaged in 2 boxes.

To attach to a work surface. Grommet. Side full-width wiring access. 2 reversible recessed leg panels (one with wiring access). 6" diameter steel leg.

84 x 60 x 29	2100 x 1500 x 738	<b>O_N_-C4884P24</b>	1,877	2,627
78 x 60 x 29	1950 x 1500 x 738	<b>O_N_-C4878P24</b>	1,798	2,514
72 x 60 x 29	1800 x 1500 x 738	<b>O_N_-C4872P24</b>	1,709	2,393
84 x 54 x 29	2100 x 1350 x 738	<b>O_N_-C4284P24</b>	1,798	2,514
78 x 54 x 29	1950 x 1350 x 738	<b>O_N_-C4278P24</b>	1,709	2,393
72 x 54 x 29	1800 x 1350 x 738	<b>O_N_-C4272P24</b>	1,621	2,271

Specify the surface type (1, 2). Specify the accent color (A, S).

84 x 60 x 29½	2100 x 1500 x 751	<b>O_N_-C4884P24</b>	2,135	2,991
78 x 60 x 29½	1950 x 1500 x 751	<b>O_N_-C4878P24</b>	2,047	2,869
72 x 60 x 29½	1800 x 1500 x 751	<b>O_N_-C4872P24</b>	1,967	2,749
84 x 54 x 29½	2100 x 1350 x 751	<b>O_N_-C4284P24</b>	2,047	2,869
78 x 54 x 29½	1950 x 1350 x 751	<b>O_N_-C4278P24</b>	1,967	2,749
72 x 54 x 29½	1800 x 1350 x 751	<b>O_N_-C4272P24</b>	1,877	2,627

Specify the surface type (5, 6). Specify the accent color (A, S).

**Left P-shaped extended corner modules with modesty panel**



Packaged in 2 boxes.

To attach to a work surface. Grommet. Side half-width wiring access. Modesty panel. 6" diameter steel leg.

84 x 60 x 29	2100 x 1500 x 738	<b>O_N_-CPM844824</b>	2,095	2,846
78 x 60 x 29	1950 x 1500 x 738	<b>O_N_-CPM784824</b>	2,008	2,724
72 x 60 x 29	1800 x 1500 x 738	<b>O_N_-CPM724824</b>	1,926	2,604
84 x 54 x 29	2100 x 1350 x 738	<b>O_N_-CPM844224</b>	2,008	2,724
78 x 54 x 29	1950 x 1350 x 738	<b>O_N_-CPM784224</b>	1,926	2,604
72 x 54 x 29	1800 x 1350 x 738	<b>O_N_-CPM724224</b>	1,838	2,481

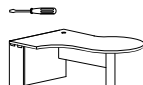
Specify the surface type (1, 2). Specify the accent color (A, S).

**Left P-shaped extended corner modules with modesty panel (cont'd)**

	W x D x H (in)	W x D x H (mm)	Code	All Laminate (\$)	HPL Surfaces (\$)
<b>Left P-shaped extended corner modules with modesty panel (cont'd)</b>	84 x 60 x 29½	2100 x 1500 x 751	<b>O_N_-CPM844824</b>	2,351	3,205
	78 x 60 x 29½	1950 x 1500 x 751	<b>O_N_-CPM784824</b>	2,264	3,089
	72 x 60 x 29½	1800 x 1500 x 751	<b>O_N_-CPM724824</b>	2,175	2,965
	84 x 54 x 29½	2100 x 1350 x 751	<b>O_N_-CPM844224</b>	2,264	3,089
	78 x 54 x 29½	1950 x 1350 x 751	<b>O_N_-CPM784224</b>	2,175	2,965
	72 x 54 x 29½	1800 x 1350 x 751	<b>O_N_-CPM724224</b>	2,095	2,846

Specify the surface type (5, 6). Specify the accent color (A, S).

**Right P-shaped extended corner modules with modesty panel**



Packaged in 2 boxes.

To attach to a work surface. Grommet. Side full-width wiring access. Modesty panel. 6" diameter steel leg.

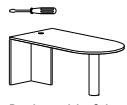
84 x 60 x 29	2100 x 1500 x 738	<b>O_N_-C4884PM24</b>	2,095	2,846
78 x 60 x 29	1950 x 1500 x 738	<b>O_N_-C4878PM24</b>	2,008	2,724
72 x 60 x 29	1800 x 1500 x 738	<b>O_N_-C4872PM24</b>	1,926	2,604
84 x 54 x 29	2100 x 1350 x 738	<b>O_N_-C4284PM24</b>	2,008	2,724
78 x 54 x 29	1950 x 1350 x 738	<b>O_N_-C4278PM24</b>	1,926	2,604
72 x 54 x 29	1800 x 1350 x 738	<b>O_N_-C4272PM24</b>	1,838	2,481

Specify the surface type (1, 2). Specify the accent color (A, S).

84 x 60 x 29½	2100 x 1500 x 751	<b>O_N_-C4884PM24</b>	2,351	3,205
78 x 60 x 29½	1950 x 1500 x 751	<b>O_N_-C4878PM24</b>	2,264	3,089
72 x 60 x 29½	1800 x 1500 x 751	<b>O_N_-C4872PM24</b>	2,175	2,965
84 x 54 x 29½	2100 x 1350 x 751	<b>O_N_-C4284PM24</b>	2,264	3,089
78 x 54 x 29½	1950 x 1350 x 751	<b>O_N_-C4278PM24</b>	2,175	2,965
72 x 54 x 29½	1800 x 1350 x 751	<b>O_N_-C4272PM24</b>	2,095	2,846

Specify the surface type (5, 6). Specify the accent color (A, S).

**D-shaped tables**



Packaged in 2 boxes.

To attach to a work surface. Grommet. 6" diameter steel leg.

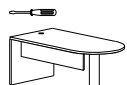
72 x 36 x 29	1800 x 900 x 738	<b>O_N_-BT3672</b>	1,249	1,749
66 x 36 x 29	1650 x 900 x 738	<b>O_N_-BT3666</b>	1,219	1,702
60 x 36 x 29	1500 x 900 x 738	<b>O_N_-BT3660</b>	1,169	1,640
72 x 30 x 29	1800 x 750 x 738	<b>O_N_-BT3072</b>	1,169	1,640
66 x 30 x 29	1650 x 750 x 738	<b>O_N_-BT3066</b>	1,114	1,557
60 x 30 x 29	1500 x 750 x 738	<b>O_N_-BT3060</b>	1,071	1,499
72 x 24 x 29	1800 x 600 x 738	<b>O_N_-BT2472</b>	1,071	1,499
66 x 24 x 29	1650 x 600 x 738	<b>O_N_-BT2466</b>	1,021	1,434
60 x 24 x 29	1500 x 600 x 738	<b>O_N_-BT2460</b>	973	1,371

Specify the surface type (1, 2). Specify the accent color (A, S).

72 x 36 x 29½	1800 x 900 x 751	<b>O_N_-BT3672</b>	1,506	2,111
66 x 36 x 29½	1650 x 900 x 751	<b>O_N_-BT3666</b>	1,467	2,057
60 x 36 x 29½	1500 x 900 x 751	<b>O_N_-BT3660</b>	1,426	2,001
72 x 30 x 29½	1800 x 750 x 751	<b>O_N_-BT3072</b>	1,426	2,001
66 x 30 x 29½	1650 x 750 x 751	<b>O_N_-BT3066</b>	1,371	1,910
60 x 30 x 29½	1500 x 750 x 751	<b>O_N_-BT3060</b>	1,322	1,854
72 x 24 x 29½	1800 x 600 x 751	<b>O_N_-BT2472</b>	1,322	1,854
66 x 24 x 29½	1650 x 600 x 751	<b>O_N_-BT2466</b>	1,282	1,798
60 x 24 x 29½	1500 x 600 x 751	<b>O_N_-BT2460</b>	1,232	1,725

Specify the surface type (5, 6). Specify the accent color (A, S).

**D-shaped tables with modesty panel**



Packaged in 2 boxes.

To attach to a work surface. Reversible modesty panel. 6" diameter steel leg. Grommet.

72 x 36 x 29	1800 x 900 x 738	<b>O_N_-BTM3672</b>	1,384	1,942
72 x 30 x 29	1800 x 750 x 738	<b>O_N_-BTM3072</b>	1,306	1,838
66 x 30 x 29	1650 x 750 x 738	<b>O_N_-BTM3066</b>	1,138	1,585

Specify the surface type (1, 2). Specify the accent color (A, S).

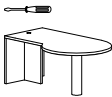
72 x 36 x 29½	1800 x 900 x 751	<b>O_N_-BTM3672</b>	1,459	2,038
72 x 30 x 29½	1800 x 750 x 751	<b>O_N_-BTM3072</b>	1,395	1,959
66 x 30 x 29½	1650 x 750 x 751	<b>O_N_-BTM3066</b>	1,335	1,877

Specify the surface type (5, 6). Specify the accent color (A, S).

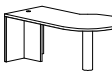
Place the letter S at the beginning of each item code, and specify "exact dimensions" in item description.



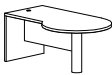


	W x D x H (in)	W x D x H (mm)	Code	All Laminate (\$)	HPL Surfaces (\$)
<b>Left P-shaped tables</b>	<i>To attach to a work surface. 6" diameter steel leg. Grommet.</i>				
	72 x 42 x 29	1800 x 1050 x 738	O_N_-PT3072	1,298	1,821
	66 x 42 x 29	1650 x 1050 x 738	O_N_-PT3066	1,264	1,772
	60 x 42 x 29	1500 x 1050 x 738	O_N_-PT3060	1,232	1,716
	<b>Specify the surface type (1, 2). Specify the accent color (A, S).</b>				
	72 x 42 x 29½	1800 x 1050 x 751	O_N_-PT3072	1,557	2,175
	66 x 42 x 29½	1650 x 1050 x 751	O_N_-PT3066	1,525	2,135
	60 x 42 x 29½	1500 x 1050 x 751	O_N_-PT3060	1,482	2,087

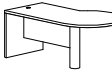
Packaged in 2 boxes.

	W x D x H (in)	W x D x H (mm)	Code	All Laminate (\$)	HPL Surfaces (\$)
<b>Right P-shaped tables</b>	<i>To attach to a work surface. 6" diameter steel leg. Grommet.</i>				
	72 x 42 x 29	1800 x 1050 x 738	O_N_-3072PT	1,298	1,821
	66 x 42 x 29	1650 x 1050 x 738	O_N_-3066PT	1,264	1,772
	60 x 42 x 29	1500 x 1050 x 738	O_N_-3060PT	1,232	1,716
	<b>Specify the surface type (1, 2). Specify the accent color (A, S).</b>				
	72 x 42 x 29½	1800 x 1050 x 751	O_N_-3072PT	1,557	2,175
	66 x 42 x 29½	1650 x 1050 x 751	O_N_-3066PT	1,525	2,135
	60 x 42 x 29½	1500 x 1050 x 751	O_N_-3060PT	1,482	2,087


Packaged in 2 boxes.

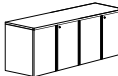
	W x D x H (in)	W x D x H (mm)	Code	All Laminate (\$)	HPL Surfaces (\$)
<b>Left P-shaped tables with modesty panel</b>	<i>To attach to a work surface. Modesty panel. 6" diameter steel leg. Grommet.</i>				
	72 x 42 x 29	1800 x 1050 x 738	O_N_-PTM3072	1,379	1,934
	66 x 42 x 29	1650 x 1050 x 738	O_N_-PTM3066	1,345	1,892
	60 x 42 x 29	1500 x 1050 x 738	O_N_-PTM3060	1,232	1,725
	<b>Specify the surface type (1, 2). Specify the accent color (A, S).</b>				
	72 x 42 x 29½	1800 x 1050 x 751	O_N_-PTM3072	1,628	2,291
	66 x 42 x 29½	1650 x 1050 x 751	O_N_-PTM3066	1,605	2,257
	60 x 42 x 29½	1500 x 1050 x 751	O_N_-PTM3060	1,482	2,087

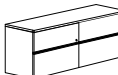
Packaged in 2 boxes.

	W x D x H (in)	W x D x H (mm)	Code	All Laminate (\$)	HPL Surfaces (\$)
<b>Right P-shaped tables with modesty panel</b>	<i>To attach to a work surface. Modesty panel. 6" diameter steel leg. Grommet.</i>				
	72 x 42 x 29	1800 x 1050 x 738	O_N_-3072PTM	1,379	1,934
	66 x 42 x 29	1650 x 1050 x 738	O_N_-3066PTM	1,345	1,892
	60 x 42 x 29	1500 x 1050 x 738	O_N_-3060PTM	1,232	1,725
	<b>Specify the surface type (1, 2). Specify the accent color (A, S).</b>				
	72 x 42 x 29½	1800 x 1050 x 751	O_N_-3072PTM	1,628	2,291
	66 x 42 x 29½	1650 x 1050 x 751	O_N_-3066PTM	1,605	2,257
	60 x 42 x 29½	1500 x 1050 x 751	O_N_-3060PTM	1,482	2,087

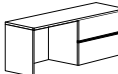
Packaged in 2 boxes.

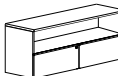
	W x D x H (in)	W x D x H (mm)	Code	All Laminate (\$)	HPL Surfaces (\$)
<b>Lateral file / bookcase credenzas</b>	<i>Full-width wire access. 2 file drawers with suspension bars. Bookcase unit with doors, 1 adjustable shelf. Locks.</i>				
	72 x 24 x 29	1800 x 600 x 738	O___-LF2472B	2,481	2,991
	<b>Specify the surface type (1, 2). Specify the handle code (B, L, Z). Specify the accent color (A, S).</b>				
	72 x 24 x 29½	1800 x 600 x 751	O___-LF2472B	2,755	3,310
	<b>Specify the surface type (5, 6). Specify the handle code (B, L, Z). Specify the accent color (A, S).</b>				

	W x D x H (in)	W x D x H (mm)	Code	All Laminate (\$)	HPL Surfaces (\$)
<b>Double bookcase credenzas</b>	<i>Full-width wire access. 2 bookcases units with doors. Locks. 1 adjustable shelf on each side.</i>				
	72 x 24 x 29	1800 x 600 x 738	O___-B2472B	2,231	2,683
	<b>Specify the surface type (1, 2). Specify the handle code (B, L, Z). Specify the accent color (A, S).</b>				
	72 x 24 x 29½	1800 x 600 x 751	O___-B2472B	2,514	3,015
	<b>Specify the surface type (5, 6). Specify the handle code (B, L, Z). Specify the accent color (A, S).</b>				

	W x D x H (in)	W x D x H (mm)	Code	All Laminate (\$)	HPL Surfaces (\$)
<b>Double lateral file credenzas</b>	<i>Full-width wire access. 4 file drawers with suspension bars. Locks. Optional counterweights to meet BIFMA standards, refer to page 108.</i>				
	72 x 24 x 29	1800 x 600 x 738	O___-LF2472LF	2,755	3,310
	<b>Specify the surface type (1, 2). Specify the handle code (B, L, Z). Specify the accent color (A, S).</b>				
	72 x 24 x 29½	1800 x 600 x 751	O___-LF2472LF	3,030	3,641
	<b>Specify the surface type (5, 6). Specify the handle code (B, L, Z). Specify the accent color (A, S).</b>				

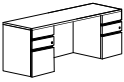
	W x D x H (in)	W x D x H (mm)	Code	All Laminate (\$)	HPL Surfaces (\$)
<b>Left lateral file credenzas</b>	<i>Full-width wire access. 2 file drawers with suspension bars. Lock.</i>				
	72 x 24 x 29	1800 x 600 x 738	O___-LF2472S	2,111	2,539
	66 x 24 x 29	1650 x 600 x 738	O___-LF2466S	2,022	2,425
	60 x 24 x 29	1500 x 600 x 738	O___-LF2460S	1,934	2,314
	<b>Specify the surface type (1, 2). Specify the handle code (B, L, Z). Specify the accent color (A, S).</b>				
	72 x 24 x 29½	1800 x 600 x 751	O___-LF2472S	2,418	2,894
	66 x 24 x 29½	1650 x 600 x 751	O___-LF2466S	2,322	2,787
	60 x 24 x 29½	1500 x 600 x 751	O___-LF2460S	2,224	2,676
	<b>Specify the surface type (5, 6). Specify the handle code (B, L, Z). Specify the accent color (A, S).</b>				

	W x D x H (in)	W x D x H (mm)	Code	All Laminate (\$)	HPL Surfaces (\$)
<b>Right lateral file credenzas</b>	<i>Full-width wire access. 2 file drawers with suspension bars. Lock.</i>				
	72 x 24 x 29	1800 x 600 x 738	O___-S2472LF	2,111	2,539
	66 x 24 x 29	1650 x 600 x 738	O___-S2466LF	2,022	2,425
	60 x 24 x 29	1500 x 600 x 738	O___-S2460LF	1,934	2,314
	<b>Specify the surface type (1, 2). Specify the handle code (B, L, Z). Specify the accent color (A, S).</b>				
	72 x 24 x 29½	1800 x 600 x 751	O___-S2472LF	2,418	2,894
	66 x 24 x 29½	1650 x 600 x 751	O___-S2466LF	2,322	2,787
	60 x 24 x 29½	1500 x 600 x 751	O___-S2460LF	2,224	2,676
	<b>Specify the surface type (5, 6). Specify the handle code (B, L, Z). Specify the accent color (A, S).</b>				

	W x D x H (in)	W x D x H (mm)	Code	All Laminate (\$)	HPL Surfaces (\$)
<b>Lateral file credenzas</b>	<i>Open space on top and 2 file drawers on bottom with suspension bars. Locks. Full-width wire access. Optional counterweights to meet BIFMA standards, refer to page 108.</i>				
	72 x 24 x 29	1800 x 600 x 738	O___-SLF2472	2,081	2,497
	<b>Specify the surface type (1, 2). Specify the handle code (B, L, Z). Specify the accent color (A, S).</b>				
	72 x 24 x 29½	1800 x 600 x 751	O___-SLF2472	2,351	2,819
	<b>Specify the surface type (5, 6). Specify the handle code (B, L, Z). Specify the accent color (A, S).</b>				

Place the letter S at the beginning of each item code, and specify "exact dimensions" in item description.

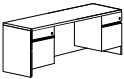


	W x D x H (in)	W x D x H (mm)	Code	All Laminate (\$)	HPL Surfaces (\$)
<b>Double pedestal credenzas low profile</b> 	<i>Full-width wire access. 2 pedestals with locks. 4 box drawers and 2 file drawers with suspension bars. Pencil tray.</i>				
	72 x 24 x 29	1800 x 600 x 738	0___-UF2472UF	2,539	3,047
	66 x 24 x 29	1650 x 600 x 738	0___-UF2466UF	2,523	3,021
	60 x 24 x 29	1500 x 600 x 738	0___-UF2460UF	2,474	2,991

Specify the surface type (1, 2). Specify the handle code (B, L, Z).  
Specify the accent color (A, S).

72 x 24 x 29½	1800 x 600 x 751	0___-UF2472UF	2,836	3,407
66 x 24 x 29½	1650 x 600 x 751	0___-UF2466UF	2,819	3,385
60 x 24 x 29½	1500 x 600 x 751	0___-UF2460UF	2,780	3,337

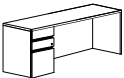
Specify the surface type (5, 6). Specify the handle code (B, L, Z).  
Specify the accent color (A, S).

	W x D x H (in)	W x D x H (mm)	Code	All Laminate (\$)	HPL Surfaces (\$)
<b>Double pedestal credenzas</b> 	<i>Full-width wire access. 2 pedestals with locks. 2 box drawers and 2 file drawers with suspension bars. Pencil tray.</i>				
	72 x 24 x 29	1800 x 600 x 738	0___-F2472F	2,022	2,433
	66 x 24 x 29	1650 x 600 x 738	0___-F2466F	2,008	2,410
	60 x 24 x 29	1500 x 600 x 738	0___-F2460F	1,967	2,362

Specify the surface type (1, 2). Specify the handle code (B, L, Z).  
Specify the accent color (A, S).

72 x 24 x 29½	1800 x 600 x 751	0___-F2472F	2,322	2,797
66 x 24 x 29½	1650 x 600 x 751	0___-F2466F	2,305	2,766
60 x 24 x 29½	1500 x 600 x 751	0___-F2460F	2,264	2,716

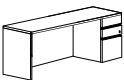
Specify the surface type (5, 6). Specify the handle code (B, L, Z).  
Specify the accent color (A, S).

	W x D x H (in)	W x D x H (mm)	Code	All Laminate (\$)	HPL Surfaces (\$)
<b>Left single pedestal credenzas low profile</b> 	<i>Full-width wire access. 1 pedestal on left with lock. 2 box drawers and 1 file drawer with suspension bar. Pencil tray.</i>				
	72 x 24 x 29	1800 x 600 x 738	0___-UF2472S	1,821	2,135
	66 x 24 x 29	1650 x 600 x 738	0___-UF2466S	1,786	2,095
	60 x 24 x 29	1500 x 600 x 738	0___-UF2460S	1,738	2,038

Specify the surface type (1, 2). Specify the handle code (B, L, Z).  
Specify the accent color (A, S).

72 x 24 x 29½	1800 x 600 x 751	0___-UF2472S	2,057	2,425
66 x 24 x 29½	1650 x 600 x 751	0___-UF2466S	2,014	2,376
60 x 24 x 29½	1500 x 600 x 751	0___-UF2460S	1,983	2,329

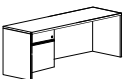
Specify the surface type (5, 6). Specify the handle code (B, L, Z).  
Specify the accent color (A, S).

	W x D x H (in)	W x D x H (mm)	Code	All Laminate (\$)	HPL Surfaces (\$)
<b>Right single pedestal credenzas low profile</b> 	<i>Full-width wire access. 1 pedestal on right with lock. 2 box drawers and 1 file drawer with suspension bar. Pencil tray.</i>				
	72 x 24 x 29	1800 x 600 x 738	0___-S2472UF	1,821	2,135
	66 x 24 x 29	1650 x 600 x 738	0___-S2466UF	1,786	2,095
	60 x 24 x 29	1500 x 600 x 738	0___-S2460UF	1,738	2,038

Specify the surface type (1, 2). Specify the handle code (B, L, Z).  
Specify the accent color (A, S).

72 x 24 x 29½	1800 x 600 x 751	0___-S2472UF	2,057	2,425
66 x 24 x 29½	1650 x 600 x 751	0___-S2466UF	2,014	2,376
60 x 24 x 29½	1500 x 600 x 751	0___-S2460UF	1,983	2,329

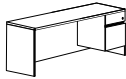
Specify the surface type (5, 6). Specify the handle code (B, L, Z).  
Specify the accent color (A, S).

	W x D x H (in)	W x D x H (mm)	Code	All Laminate (\$)	HPL Surfaces (\$)
<b>Left single pedestal credenzas</b> 	<i>Full-width wire access. 1 pedestal on left with lock. 1 box drawer and 1 file drawer with suspension bar. Pencil tray.</i>				
	72 x 24 x 29	1800 x 600 x 738	0___-F2472S	1,564	1,877
	66 x 24 x 29	1650 x 600 x 738	0___-F2466S	1,530	1,838
	60 x 24 x 29	1500 x 600 x 738	0___-F2460S	1,482	1,786

Specify the surface type (1, 2). Specify the handle code (B, L, Z).  
Specify the accent color (A, S).

	W x D x H (in)	W x D x H (mm)	Code	All Laminate (\$)	HPL Surfaces (\$)
<b>Left single pedestal credenzas (cont'd)</b>	72 x 24 x 29½	1800 x 600 x 751	0___-F2472S	1,863	2,241
	66 x 24 x 29½	1650 x 600 x 751	0___-F2466S	1,829	2,191
	60 x 24 x 29½	1500 x 600 x 751	0___-F2460S	1,786	2,144

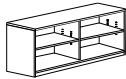
Specify the surface type (5, 6). Specify the handle code (B, L, Z).  
Specify the accent color (A, S).

	W x D x H (in)	W x D x H (mm)	Code	All Laminate (\$)	HPL Surfaces (\$)
<b>Right single pedestal credenzas</b> 	<i>Full-width wire access. 1 pedestal on right with lock. 1 box drawer and 1 file drawer with suspension bar. Pencil tray.</i>				
	72 x 24 x 29	1800 x 600 x 738	0___-S2472F	1,564	1,877
	66 x 24 x 29	1650 x 600 x 738	0___-S2466F	1,530	1,838
	60 x 24 x 29	1500 x 600 x 738	0___-S2460F	1,482	1,786

Specify the surface type (1, 2). Specify the handle code (B, L, Z).  
Specify the accent color (A, S).

72 x 24 x 29½	1800 x 600 x 751	0___-S2472F	1,863	2,241
66 x 24 x 29½	1650 x 600 x 751	0___-S2466F	1,829	2,191
60 x 24 x 29½	1500 x 600 x 751	0___-S2460F	1,786	2,144

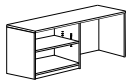
Specify the surface type (5, 6). Specify the handle code (B, L, Z).  
Specify the accent color (A, S).

	W x D x H (in)	W x D x H (mm)	Code	All Laminate (\$)	HPL Surfaces (\$)
<b>Open bookcase credenzas</b> 	<i>1 adjustable shelf on each side. Full-width wire access.</i>				
	72 x 24 x 29	1800 x 600 x 738	0_N_-BE2472BE	1,780	2,135
	60 x 24 x 29	1500 x 600 x 738	0_N_-BE2460BE	1,738	2,038

Specify the surface type (1, 2). Specify the accent color (A, S).

72 x 24 x 29½	1800 x 600 x 751	0_N_-BE2472BE	1,959	2,351
---------------	------------------	---------------	-------	-------

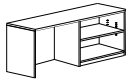
Specify the surface type (5, 6). Specify the accent color (A, S).

	W x D x H (in)	W x D x H (mm)	Code	All Laminate (\$)	HPL Surfaces (\$)
<b>Left open bookcase credenzas</b> 	<i>1 adjustable shelf. Full-width wire access.</i>				
	72 x 24 x 29	1800 x 600 x 738	0_N_-BE2472S	1,640	1,974
	66 x 24 x 29	1650 x 600 x 738	0_N_-BE2466S	1,564	1,892
	60 x 24 x 29	1500 x 600 x 738	0_N_-BE2460S	1,482	1,814

Specify the surface type (1, 2). Specify the accent color (A, S).

72 x 24 x 29½	1800 x 600 x 751	0_N_-BE2472S	1,806	2,167
66 x 24 x 29½	1650 x 600 x 751	0_N_-BE2466S	1,725	2,087
60 x 24 x 29½	1500 x 600 x 751	0_N_-BE2460S	1,640	2,008


Specify the surface type (5, 6). Specify the accent color (A, S).

	W x D x H (in)	W x D x H (mm)	Code	All Laminate (\$)	HPL Surfaces (\$)
<b>Right open bookcase credenzas</b> 	<i>1 adjustable shelf. Full-width wire access.</i>				
	72 x 24 x 29	1800 x 600 x 738	0_N_-S2472BE	1,640	1,974
	66 x 24 x 29	1650 x 600 x 738	0_N_-S2466BE	1,564	1,892
	60 x 24 x 29	1500 x 600 x 738	0_N_-S2460BE	1,482	1,814

Specify the surface type (1, 2). Specify the accent color (A, S).

72 x 24 x 29½	1800 x 600 x 751	0_N_-S2472BE	1,806	2,167
66 x 24 x 29½	1650 x 600 x 751	0_N_-S2466BE	1,725	2,087
60 x 24 x 29½	1500 x 600 x 751	0_N_-S2460BE	1,640	2,008

Specify the surface type (5, 6). Specify the accent color (A, S).

	W x D x H (in)	W x D x H (mm)	Code	All Laminate (\$)	HPL Surfaces (\$)
<b>Return shells</b> 	<i>Reversible. 1 grommet. Can accommodate 1 pedestal.</i>				
	48 x 24 x 29	1200 x 600 x 738	0_N_-R2448S	724	870
	42 x 24 x 29	1050 x 600 x 738	0_N_-R2442S	701	847
36 x 24 x 29	900 x 600 x 738	0_N_-R2436S	669	805	

Specify the surface type (1, 2). Specify the accent color (A, S).

48 x 24 x 29½	1200 x 600 x 751	0_N_-R2448S	935	1,119
42 x 24 x 29½	1050 x 600 x 751	0_N_-R2442S	885	1,071
36 x 24 x 29½	900 x 600 x 751	0_N_-R2436S	831	998

Specify the surface type (5, 6). Specify the accent color (A, S).

Place the letter S at the beginning of each item code, and specify "exact dimensions" in item description.



W x D x H (in)	W x D x H (mm)	Code	All Laminate (\$)	HPL Surfaces (\$)
----------------	----------------	------	-------------------	-------------------

**Left executive returns low profile**



1 pedestal on left with lock. 2 box drawers and 1 file drawer with suspension bar. Pencil tray. Grommet.

48 x 24 x 29	1200 x 600 x 738	0___-UF2448R	1,538	1,798
42 x 24 x 29	1050 x 600 x 738	0___-UF2442R	1,459	1,709
36 x 24 x 29	900 x 600 x 738	0___-UF2436R	1,395	1,621

Specify the surface type (1, 2). Specify the handle code (B, L, Z).  
Specify the accent color (A, S).

48 x 24 x 29½	1200 x 600 x 751	0___-UF2448R	1,702	1,988
42 x 24 x 29½	1050 x 600 x 751	0___-UF2442R	1,621	1,892
36 x 24 x 29½	900 x 600 x 751	0___-UF2436R	1,557	1,821

Specify the surface type (5, 6). Specify the handle code (B, L, Z).  
Specify the accent color (A, S).

**Right executive returns low profile**



1 pedestal on right with lock. 2 box drawers and 1 file drawer with suspension bar. Pencil tray. Grommet.

48 x 24 x 29	1200 x 600 x 738	0___-R2448UF	1,538	1,798
42 x 24 x 29	1050 x 600 x 738	0___-R2442UF	1,459	1,709
36 x 24 x 29	900 x 600 x 738	0___-R2436UF	1,395	1,621

Specify the surface type (1, 2). Specify the handle code (B, L, Z).  
Specify the accent color (A, S).

48 x 24 x 29½	1200 x 600 x 751	0___-R2448UF	1,702	1,988
42 x 24 x 29½	1050 x 600 x 751	0___-R2442UF	1,621	1,892
36 x 24 x 29½	900 x 600 x 751	0___-R2436UF	1,557	1,821

Specify the surface type (5, 6). Specify the handle code (B, L, Z).  
Specify the accent color (A, S).

**Right executive returns**



1 pedestal on right with lock. 1 box drawer and 1 file drawer with suspension bar. Pencil tray. Grommet.

48 x 24 x 29	1200 x 600 x 738	0___-R2448F	1,282	1,538
42 x 24 x 29	1050 x 600 x 738	0___-R2442F	1,201	1,452
36 x 24 x 29	900 x 600 x 738	0___-R2436F	1,138	1,371

Specify the surface type (1, 2). Specify the handle code (B, L, Z).  
Specify the accent color (A, S).

48 x 24 x 29½	1200 x 600 x 751	0___-R2448F	1,445	1,732
42 x 24 x 29½	1050 x 600 x 751	0___-R2442F	1,371	1,640
36 x 24 x 29½	900 x 600 x 751	0___-R2436F	1,298	1,564

Specify the surface type (5, 6). Specify the handle code (B, L, Z).  
Specify the accent color (A, S).

**Left executive returns**



1 pedestal on left with lock. 1 box drawer and 1 file drawer with suspension bar. Pencil tray. Grommet.

48 x 24 x 29	1200 x 600 x 738	0___-F2448R	1,282	1,538
42 x 24 x 29	1050 x 600 x 738	0___-F2442R	1,201	1,452
36 x 24 x 29	900 x 600 x 738	0___-F2436R	1,138	1,371

Specify the surface type (1, 2). Specify the handle code (B, L, Z).  
Specify the accent color (A, S).

48 x 24 x 29½	1200 x 600 x 751	0___-F2448R	1,445	1,732
42 x 24 x 29½	1050 x 600 x 751	0___-F2442R	1,371	1,640
36 x 24 x 29½	900 x 600 x 751	0___-F2436R	1,298	1,564

Specify the surface type (5, 6). Specify the handle code (B, L, Z).  
Specify the accent color (A, S).

W x D x H (in)	W x D x H (mm)	Code	All Laminate (\$)	HPL Surfaces (\$)
----------------	----------------	------	-------------------	-------------------

**Bridge returns**



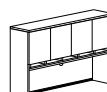
<i>Grommet. Full-height modesty panel.</i>				
48 x 24 x 29	1200 x 600 x 738	0_N_-BR2448	590	710
42 x 24 x 29	1050 x 600 x 738	0_N_-BR2442	549	661
36 x 24 x 29	900 x 600 x 738	0_N_-BR2436	517	620

Specify the surface type (1, 2). Specify the accent color (A, S).

48 x 24 x 29½	1200 x 600 x 751	0_N_-BR2448	718	862
42 x 24 x 29½	1050 x 600 x 751	0_N_-BR2442	686	823
36 x 24 x 29½	900 x 600 x 751	0_N_-BR2436	653	791

Specify the surface type (5, 6). Specify the accent color (A, S).

**Hutches with doors and pigeonholes**



72" to 60": 4 doors  
54" to 48": 3 doors  
42" to 36": 2 doors

Wire dividers included (1 per door). Can accommodate a tackboard, refer to page 107. Clearance: 20⅞" (530 mm). Grommet. Full-width wire access.

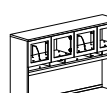
72 x 16 x 44	1800 x 400 x 1096	01N_-E724416PD	2,161	-
66 x 16 x 44	1650 x 400 x 1096	01N_-E664416PD	2,087	-
60 x 16 x 44	1500 x 400 x 1096	01N_-E604416PD	2,008	-
54 x 16 x 44	1350 x 400 x 1096	01N_-E544416PD	1,926	-
48 x 16 x 44	1200 x 400 x 1096	01N_-E484416PD	1,847	-
42 x 16 x 44	1050 x 400 x 1096	01N_-E424416PD	1,760	-
36 x 16 x 44	900 x 400 x 1096	01N_-E364416PD	1,676	-

Specify the accent color (A, S). To be used with 1" surfaces.

72 x 16 x 44	1800 x 400 x 1096	05N_-E724416PD	2,337	-
66 x 16 x 44	1650 x 400 x 1096	05N_-E664416PD	2,257	-
60 x 16 x 44	1500 x 400 x 1096	05N_-E604416PD	2,175	-
54 x 16 x 44	1350 x 400 x 1096	05N_-E544416PD	2,095	-
48 x 16 x 44	1200 x 400 x 1096	05N_-E484416PD	1,983	-
42 x 16 x 44	1050 x 400 x 1096	05N_-E424416PD	1,892	-
36 x 16 x 44	900 x 400 x 1096	05N_-E364416PD	1,814	-

Specify the accent color (A, S). To be used with 1½" surfaces.

**Hutches with translucent doors and pigeonholes – 44" H**



72" to 60": 4 doors  
54" to 48": 3 doors  
42" to 36": 2 doors

Wire dividers included (1 per door). Can accommodate a tackboard, refer to page 107. Clearance: 20⅞" (530 mm). Grommet. Full-width wire access.

72 x 16 x 44	1800 x 400 x 1096	01NS-E724416TD	2,965	-
66 x 16 x 44	1650 x 400 x 1096	01NS-E664416TD	2,894	-
60 x 16 x 44	1500 x 400 x 1096	01NS-E604416TD	2,812	-
54 x 16 x 44	1350 x 400 x 1096	01NS-E544416TD	2,531	-
48 x 16 x 44	1200 x 400 x 1096	01NS-E484416TD	2,449	-
42 x 16 x 44	1050 x 400 x 1096	01NS-E424416TD	2,161	-
36 x 16 x 44	900 x 400 x 1096	01NS-E364416TD	2,081	-

Accent color S. To be used with 1" surfaces.

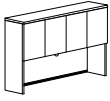
72 x 16 x 44	1800 x 400 x 1096	05NS-E724416TD	3,143	-
66 x 16 x 44	1650 x 400 x 1096	05NS-E664416TD	3,063	-
60 x 16 x 44	1500 x 400 x 1096	05NS-E604416TD	2,982	-
54 x 16 x 44	1350 x 400 x 1096	05NS-E544416TD	2,701	-
48 x 16 x 44	1200 x 400 x 1096	05NS-E484416TD	2,586	-
42 x 16 x 44	1050 x 400 x 1096	05NS-E424416TD	2,296	-
36 x 16 x 44	900 x 400 x 1096	05NS-E364416TD	2,217	-

Accent color S. To be used with 1½" surfaces.

Place the letter S at the beginning of each item code, and specify "exact dimensions" in item description.



**Hutches with doors – 44" H**



72" to 60": 4 doors  
54" to 48": 3 doors  
42" to 36": 2 doors

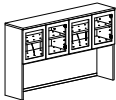
W x D x H (in)	W x D x H (mm)	Code	All Laminate (\$)	HPL Surfaces (\$)
<i>Wire dividers included (1 per door). Can accommodate a tackboard, refer to page 107. Clearance: 20%* (530 mm). Grommet. Full-width wire access. Adjustable shelves.</i>				
72 x 16 x 44	1800 x 400 x 1096	01N_-E724416P	1,821	-
66 x 16 x 44	1650 x 400 x 1096	01N_-E664416P	1,738	-
60 x 16 x 44	1500 x 400 x 1096	01N_-E604416P	1,669	-
54 x 16 x 44	1350 x 400 x 1096	01N_-E544416P	1,578	-
48 x 16 x 44	1200 x 400 x 1096	01N_-E484416P	1,506	-
42 x 16 x 44	1050 x 400 x 1096	01N_-E424416P	1,419	-
36 x 16 x 44	900 x 400 x 1096	01N_-E364416P	1,329	-

**Specify the accent color (A, S). To be used with 1" surfaces.**

72 x 16 x 44	1800 x 400 x 1096	05N_-E724416P	2,001	-
66 x 16 x 44	1650 x 400 x 1096	05N_-E664416P	1,910	-
60 x 16 x 44	1500 x 400 x 1096	05N_-E604416P	1,838	-
54 x 16 x 44	1350 x 400 x 1096	05N_-E544416P	1,749	-
48 x 16 x 44	1200 x 400 x 1096	05N_-E484416P	1,640	-
42 x 16 x 44	1050 x 400 x 1096	05N_-E424416P	1,557	-
36 x 16 x 44	900 x 400 x 1096	05N_-E364416P	1,467	-

**Specify the accent color (A, S). To be used with 1½" surfaces.**

**Hutches with translucent doors – 44" H**



72" to 60": 4 doors  
54" to 48": 3 doors  
42" to 36": 2 doors

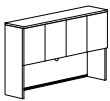
<i>Wire dividers included (1 per door). Can accommodate a tackboard, refer to page 107. Clearance: 20%* (530 mm). Grommet. Full-width wire access.</i>				
72 x 16 x 44	1800 x 400 x 1096	01NS-E724416T	2,627	-
66 x 16 x 44	1650 x 400 x 1096	01NS-E664416T	2,546	-
60 x 16 x 44	1500 x 400 x 1096	01NS-E604416T	2,474	-
54 x 16 x 44	1350 x 400 x 1096	01NS-E544416T	2,184	-
48 x 16 x 44	1200 x 400 x 1096	01NS-E484416T	2,111	-
42 x 16 x 44	1050 x 400 x 1096	01NS-E424416T	1,821	-
36 x 16 x 44	900 x 400 x 1096	01NS-E364416T	1,732	-

**Accent color S. To be used with 1" surfaces.**

72 x 16 x 44	1800 x 400 x 1096	05NS-E724416T	2,805	-
66 x 16 x 44	1650 x 400 x 1096	05NS-E664416T	2,716	-
60 x 16 x 44	1500 x 400 x 1096	05NS-E604416T	2,644	-
54 x 16 x 44	1350 x 400 x 1096	05NS-E544416T	2,351	-
48 x 16 x 44	1200 x 400 x 1096	05NS-E484416T	2,247	-
42 x 16 x 44	1050 x 400 x 1096	05NS-E424416T	1,959	-
36 x 16 x 44	900 x 400 x 1096	05NS-E364416T	1,869	-

**Accent color S. To be used with 1½" surfaces.**

**Hutches with doors – 36" H**



72" to 60": 4 doors  
54" to 48": 3 doors  
42" to 36": 2 doors

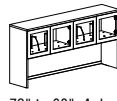
<i>Wire dividers included (1 per door). Can accommodate a tackboard, refer to page 107. Clearance: 16 ¾" (426 mm). Grommet. Full-width wire access.</i>				
72 x 16 x 36	1800 x 400 x 893	01N_-E723616P	1,557	-
66 x 16 x 36	1650 x 400 x 893	01N_-E663616P	1,475	-
60 x 16 x 36	1500 x 400 x 893	01N_-E603616P	1,395	-
54 x 16 x 36	1350 x 400 x 893	01N_-E543616P	1,322	-
48 x 16 x 36	1200 x 400 x 893	01N_-E483616P	1,249	-
42 x 16 x 36	1050 x 400 x 893	01N_-E423616P	1,144	-
36 x 16 x 36	900 x 400 x 893	01N_-E363616P	1,033	-

**Specify the accent color (A, S). To be used with 1" surfaces.**

72 x 16 x 36	1800 x 400 x 893	05N_-E723616P	1,725	-
66 x 16 x 36	1650 x 400 x 893	05N_-E663616P	1,654	-
60 x 16 x 36	1500 x 400 x 893	05N_-E603616P	1,564	-
54 x 16 x 36	1350 x 400 x 893	05N_-E543616P	1,499	-
48 x 16 x 36	1200 x 400 x 893	05N_-E483616P	1,379	-
42 x 16 x 36	1050 x 400 x 893	05N_-E423616P	1,274	-
36 x 16 x 36	900 x 400 x 893	05N_-E363616P	1,161	-

**Specify the accent color (A, S). To be used with 1½" surfaces.**

**Hutches with translucent doors – 36" H**



72" to 60": 4 doors  
54" to 48": 3 doors  
42" to 36": 2 doors

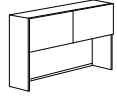
W x D x H (in)	W x D x H (mm)	Code	All Laminate (\$)	HPL Surfaces (\$)
<i>Wire dividers included (1 per door). Can accommodate a tackboard, refer to page 107. Clearance: 16 ¾" (426 mm). Grommet. Full-width wire access.</i>				
72 x 16 x 36	1800 x 400 x 893	01NS-E723616T	2,362	-
66 x 16 x 36	1650 x 400 x 893	01NS-E663616T	2,281	-
60 x 16 x 36	1500 x 400 x 893	01NS-E603616T	2,199	-
54 x 16 x 36	1350 x 400 x 893	01NS-E543616T	1,926	-
48 x 16 x 36	1200 x 400 x 893	01NS-E483616T	1,854	-
42 x 16 x 36	1050 x 400 x 893	01NS-E423616T	1,546	-
36 x 16 x 36	900 x 400 x 893	01NS-E363616T	1,434	-

**Accent color S. To be used with 1" surfaces.**

72 x 16 x 36	1800 x 400 x 893	05NS-E723616T	2,531	-
66 x 16 x 36	1650 x 400 x 893	05NS-E663616T	2,461	-
60 x 16 x 36	1500 x 400 x 893	05NS-E603616T	2,371	-
54 x 16 x 36	1350 x 400 x 893	05NS-E543616T	2,106	-
48 x 16 x 36	1200 x 400 x 893	05NS-E483616T	1,983	-
42 x 16 x 36	1050 x 400 x 893	05NS-E423616T	1,676	-
36 x 16 x 36	900 x 400 x 893	05NS-E363616T	1,564	-

**Accent color S. To be used with 1½" surfaces.**

**Hutches with flipper doors**

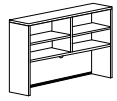


72" to 54": 2 doors  
48" to 36": 1 door

<i>Wire dividers included (2 per door). Can accommodate a tackboard, refer to page 107. Clearance: 16 ¾" (426 mm). Grommet. Full-width wire access. 1 tone only.</i>				
72 x 16 x 36	1800 x 400 x 893	0NN_-E723616FD	1,557	-
66 x 16 x 36	1650 x 400 x 893	0NN_-E663616FD	1,475	-
60 x 16 x 36	1500 x 400 x 893	0NN_-E603616FD	1,395	-
54 x 16 x 36	1350 x 400 x 893	0NN_-E543616FD	1,322	-
48 x 16 x 36	1200 x 400 x 893	0NN_-E483616FD	1,249	-
42 x 16 x 36	1050 x 400 x 893	0NN_-E423616FD	1,144	-
36 x 16 x 36	900 x 400 x 893	0NN_-E363616FD	1,033	-

**Specify the accent color (A, S).**

**Open hutches – 44" H**



72" to 48": 4 shelves  
42" to 36": 2 shelves

<i>Adjustable shelves. Wire dividers included (1 per shelf). Can accommodate a tackboard, refer to page 107. Clearance: 20%* (530 mm). Grommet. Full-width wire access.</i>				
72 x 16 x 44	1800 x 400 x 1096	01N_-E724416	1,371	-
66 x 16 x 44	1650 x 400 x 1096	01N_-E664416	1,298	-
60 x 16 x 44	1500 x 400 x 1096	01N_-E604416	1,225	-
54 x 16 x 44	1350 x 400 x 1096	01N_-E544416	1,138	-
48 x 16 x 44	1200 x 400 x 1096	01N_-E484416	1,054	-
42 x 16 x 44	1050 x 400 x 1096	01N_-E424416	993	-
36 x 16 x 44	900 x 400 x 1096	01N_-E364416	942	-

**Specify the accent color (A, S). To be used with 1" surfaces.**

72 x 16 x 44	1800 x 400 x 1096	05N_-E724416	1,538	-
66 x 16 x 44	1650 x 400 x 1096	05N_-E664416	1,467	-
60 x 16 x 44	1500 x 400 x 1096	05N_-E604416	1,395	-
54 x 16 x 44	1350 x 400 x 1096	05N_-E544416	1,306	-
48 x 16 x 44	1200 x 400 x 1096	05N_-E484416	1,182	-
42 x 16 x 44	1050 x 400 x 1096	05N_-E424416	1,119	-
36 x 16 x 44	900 x 400 x 1096	05N_-E364416	1,071	-

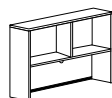
**Specify the accent color (A, S). To be used with 1½" surfaces.**

Place the letter S at the beginning of each item code, and specify "exact dimensions" in item description.



W x D x H (in)	W x D x H (mm)	Code	All Laminate (\$)	HPL Surfaces (\$)
----------------	----------------	------	-------------------	-------------------

**Open hutchers – 36" H**



*Wire dividers included. Can accommodate a tackboard, refer to page 107. Clearance: 16 3/4" (426 mm). Grommet. Full-width wire access.*

72 x 16 x 36	1800 x 400 x 893	01N_-E723616	1,144	–
66 x 16 x 36	1650 x 400 x 893	01N_-E663616	1,080	–
60 x 16 x 36	1500 x 400 x 893	01N_-E603616	998	–
54 x 16 x 36	1350 x 400 x 893	01N_-E543616	918	–
48 x 16 x 36	1200 x 400 x 893	01N_-E483616	847	–
42 x 16 x 36	1050 x 400 x 893	01N_-E423616	758	–
36 x 16 x 36	900 x 400 x 893	01N_-E363616	710	–

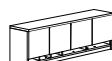
**Specify the accent color (A, S). To be used with 1" surfaces.**

72 x 16 x 36	1800 x 400 x 893	05N_-E723616	1,317	–
66 x 16 x 36	1650 x 400 x 893	05N_-E663616	1,249	–
60 x 16 x 36	1500 x 400 x 893	05N_-E603616	1,169	–
54 x 16 x 36	1350 x 400 x 893	05N_-E543616	1,096	–
48 x 16 x 36	1200 x 400 x 893	05N_-E483616	967	–
42 x 16 x 36	1050 x 400 x 893	05N_-E423616	885	–
36 x 16 x 36	900 x 400 x 893	05N_-E363616	839	–

**Specify the accent color (A, S). To be used with 1 1/2" surfaces.**



**Wall-mounted hutchers with laminate doors and pigeonholes**



72" to 60": 4 doors  
54" to 48": 3 doors  
42" to 36": 2 doors

*Wire dividers included (1 per door). Can accommodate a tackboard, refer to page 107. Hanger bar included for wall-mount installation.*

72 x 16 x 22	1800 x 400 x 567	01N_-EM722216PD	2,081	–
66 x 16 x 22	1650 x 400 x 567	01N_-EM662216PD	2,008	–
60 x 16 x 22	1500 x 400 x 567	01N_-EM602216PD	1,926	–
54 x 16 x 22	1350 x 400 x 567	01N_-EM542216PD	1,847	–
48 x 16 x 22	1200 x 400 x 567	01N_-EM482216PD	1,766	–
42 x 16 x 22	1050 x 400 x 567	01N_-EM422216PD	1,676	–
36 x 16 x 22	900 x 400 x 567	01N_-EM362216PD	1,597	–

**Specify the accent color (A, S). To be used with 1" surfaces.**

72 x 16 x 22	1800 x 400 x 580	05N_-EM722216PD	2,257	–
66 x 16 x 22	1650 x 400 x 580	05N_-EM662216PD	2,175	–
60 x 16 x 22	1500 x 400 x 580	05N_-EM602216PD	2,095	–
54 x 16 x 22	1350 x 400 x 580	05N_-EM542216PD	2,014	–
48 x 16 x 22	1200 x 400 x 580	05N_-EM482216PD	1,904	–
42 x 16 x 22	1050 x 400 x 580	05N_-EM422216PD	1,814	–
36 x 16 x 22	900 x 400 x 580	05N_-EM362216PD	1,732	–

**Specify the accent color (A, S). To be used with 1 1/2" surfaces.**

**Wall-mounted hutchers with translucent doors and pigeonholes**



72" to 60": 4 doors  
54" to 48": 3 doors  
42" to 36": 2 doors

*Wire dividers included (1 per door). Can accommodate a tackboard, refer to page 107. Hanger bar included for wall-mount installation.*

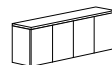
72 x 16 x 22	1800 x 400 x 567	01NS-EM722216TD	2,885	–
66 x 16 x 22	1650 x 400 x 567	01NS-EM662216TD	2,812	–
60 x 16 x 22	1500 x 400 x 567	01NS-EM602216TD	2,732	–
54 x 16 x 22	1350 x 400 x 567	01NS-EM542216TD	2,449	–
48 x 16 x 22	1200 x 400 x 567	01NS-EM482216TD	2,371	–
42 x 16 x 22	1050 x 400 x 567	01NS-EM422216TD	2,081	–
36 x 16 x 22	900 x 400 x 567	01NS-EM362216TD	2,001	–

**Accent color S. To be used with 1" surfaces.**

72 x 16 x 22	1800 x 400 x 580	05NS-EM722216TD	3,063	–
66 x 16 x 22	1650 x 400 x 580	05NS-EM662216TD	2,982	–
60 x 16 x 22	1500 x 400 x 580	05NS-EM602216TD	2,900	–
54 x 16 x 22	1350 x 400 x 580	05NS-EM542216TD	2,620	–
48 x 16 x 22	1200 x 400 x 580	05NS-EM482216TD	2,504	–
42 x 16 x 22	1050 x 400 x 580	05NS-EM422216TD	2,217	–
36 x 16 x 22	900 x 400 x 580	05NS-EM362216TD	2,135	–

**Accent color S. To be used with 1 1/2" surfaces.**

**Wall-mounted hutchers with doors**



72" to 60": 4 doors  
54" to 48": 3 doors  
42" to 36": 2 doors

W x D x H (in)	W x D x H (mm)	Code	All Laminate (\$)	HPL Surfaces (\$)
----------------	----------------	------	-------------------	-------------------

*Adjustable shelf. Wire dividers included (1 per door). Can accommodate a tackboard, refer to page 107. Hanger bar included for wall-mount installation.*

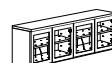
72 x 16 x 22	1800 x 400 x 567	01N_-EM722216P	1,738	–
66 x 16 x 22	1650 x 400 x 567	01N_-EM662216P	1,658	–
60 x 16 x 22	1500 x 400 x 567	01N_-EM602216P	1,586	–
54 x 16 x 22	1350 x 400 x 567	01N_-EM542216P	1,496	–
48 x 16 x 22	1200 x 400 x 567	01N_-EM482216P	1,428	–
42 x 16 x 22	1050 x 400 x 567	01N_-EM422216P	1,335	–
36 x 16 x 22	900 x 400 x 567	01N_-EM362216P	1,247	–

**Specify the accent color (A, S). To be used with 1" surfaces.**

72 x 16 x 22	1800 x 400 x 580	05N_-EM722216P	1,915	–
66 x 16 x 22	1650 x 400 x 580	05N_-EM662216P	1,822	–
60 x 16 x 22	1500 x 400 x 580	05N_-EM602216P	1,758	–
54 x 16 x 22	1350 x 400 x 580	05N_-EM542216P	1,672	–
48 x 16 x 22	1200 x 400 x 580	05N_-EM482216P	1,566	–
42 x 16 x 22	1050 x 400 x 580	05N_-EM422216P	1,474	–
36 x 16 x 22	900 x 400 x 580	05N_-EM362216P	1,382	–

**Specify the accent color (A, S). To be used with 1 1/2" surfaces.**

**Wall-mounted hutchers with translucent doors**



72" to 60": 4 doors  
54" to 48": 3 doors  
42" to 36": 2 doors

*Wire dividers included (1 per door). Can accommodate a tackboard, refer to page 107. Hanger bar included for wall-mount installation.*

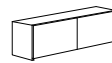
72 x 16 x 22	1800 x 400 x 567	01NS-EM722216T	2,191	–
66 x 16 x 22	1650 x 400 x 567	01NS-EM662216T	2,111	–
60 x 16 x 22	1500 x 400 x 567	01NS-EM602216T	2,029	–
54 x 16 x 22	1350 x 400 x 567	01NS-EM542216T	1,760	–
48 x 16 x 22	1200 x 400 x 567	01NS-EM482216T	1,725	–
42 x 16 x 22	1050 x 400 x 567	01NS-EM422216T	1,419	–
36 x 16 x 22	900 x 400 x 567	01NS-EM362216T	1,306	–

**Accent color S. To be used with 1" surfaces.**

72 x 16 x 22	1800 x 400 x 580	05NS-EM722216T	2,362	–
66 x 16 x 22	1650 x 400 x 580	05NS-EM662216T	2,281	–
60 x 16 x 22	1500 x 400 x 580	05NS-EM602216T	2,199	–
54 x 16 x 22	1350 x 400 x 580	05NS-EM542216T	1,974	–
48 x 16 x 22	1200 x 400 x 580	05NS-EM482216T	1,854	–
42 x 16 x 22	1050 x 400 x 580	05NS-EM422216T	1,546	–
36 x 16 x 22	900 x 400 x 580	05NS-EM362216T	1,434	–

**Accent color S. To be used with 1 1/2" surfaces.**

**Wall-mounted hutchers with flipper doors**



72" to 54": 2 doors  
48" to 36": 1 door

*Wire dividers included (2 per door). 1 tone only. Can accommodate a tackboard, refer to page 107. Hanger bar included for wall-mount installation.*

72 x 16 x 17	1800 x 400 x 468	0NN_-EM721716D	1,384	–
66 x 16 x 17	1650 x 400 x 468	0NN_-EM661716D	1,306	–
60 x 16 x 17	1500 x 400 x 468	0NN_-EM601716D	1,225	–
54 x 16 x 17	1350 x 400 x 468	0NN_-EM541716D	1,152	–
48 x 16 x 17	1200 x 400 x 468	0NN_-EM481716D	1,119	–
42 x 16 x 17	1050 x 400 x 468	0NN_-EM421716D	1,015	–
36 x 16 x 17	900 x 400 x 468	0NN_-EM361716D	902	–

**Specify the accent color (A, S).**

**Modular pedestal**



*2 box drawers, 1 file drawer with suspension bar. Lock. Must be installed under a work surface. 1 tone only.*

15 x 18 x 28	388 x 448 x 713	0N_-P1518UFL	1,176	–
--------------	-----------------	--------------	-------	---

**Specify the handle code (B, L, Z). Specify the accent color (A, S).**

**Modular pedestal**













*2 file drawers with suspension bars. Lock. Must be installed under a work surface. 1 tone only.*

15 x 18 x 28	388 x 448 x 713	0N_-P1518FFL	1,102	–
--------------	-----------------	--------------	-------	---

**Specify the handle code (B, L, Z). Specify the accent color (A, S).**

Place the letter S at the beginning of each item code, and specify "exact dimensions" in item description.



	W x D x H (in)	W x D x H (mm)	Code	All Laminate (\$)	HPL Surfaces (\$)
<b>Hanging pedestal</b> 	<i>1 box drawer, 1 file drawer with suspension bar. Lock. Must be installed under a work surface. 1 tone only.</i>				
	15 x 17½ x 19	388 x 448 x 503	ON__-F	942	—
	Specify the handle code (B, L, Z). Specify the accent color (A, S).				
<b>Modular lateral files</b> 	<i>2 file drawers with suspension bars. Lock. Goes under a work surface. 1 tone only.</i>				
	36 x 18 x 28	900 x 448 x 713	ON__-1836LFL	1,249	—
	30 x 18 x 28	750 x 448 x 713	ON__-1830LFL	1,201	—
	Specify the handle code (B, L, Z). Specify the accent color (A, S).				
<b>Combined modular pedestals</b> 	<i>2 box drawers, 2 file drawers with suspension bars. Goes under a work surface. 1 tone only.</i>				
	36 x 18 x 28	900 x 448 x 713	ON__-1836COL	1,766	—
	30 x 18 x 28	750 x 448 x 713	ON__-1830COL	1,621	—
	Specify the handle code (B, L, Z). Specify the accent color (A, S).				
<b>Combined modular pedestals</b> 	<i>2 box drawers, 2 file drawers with suspension bars. Goes under a work surface. 1 tone only.</i>				
	36 x 18 x 28	900 x 448 x 713	ON__-C01836L	1,766	—
	30 x 18 x 28	750 x 448 x 713	ON__-C01830L	1,621	—
	Specify the handle code (B, L, Z). Specify the accent color (A, S).				
<b>Modular bookcase with doors</b> 	<i>1 adjustable shelf. Lock. Goes under a work surface. 1 tone only.</i>				
	36 x 18 x 28	900 x 448 x 713	ON__-1836BL	1,080	—
	Specify the handle code (B, L, Z). Specify the accent color (A, S).				
<b>Mobile pedestals</b> 	<i>2 box drawers, 1 file drawer with suspension bar. Brakes on front casters. Pencil tray. Lock. Fits under a work surface. 1 tone only.</i>				
	15 x 28 x 27	388 x 700 x 689	ON__-MP1528UF	1,282	—
	15 x 18 x 27	388 x 450 x 704	ON__-MP1518UF	1,264	—
	Specify the handle code (B, L, Z). Specify the accent color (A, S).				
<b>Mobile pedestals</b> 	<i>1 box drawer, 1 file drawer with suspension bar. Brakes on front casters. Pencil tray. Lock. Fits under a work surface. 1 tone only.</i>				
	15 x 28 x 21½	388 x 700 x 527	ON__-MP1528F	1,249	—
	15 x 18 x 21½	388 x 450 x 527	ON__-MP1518F	1,219	—
	Specify the handle code (B, L, Z). Specify the accent color (A, S).				
<b>Lateral files</b> 	<i>2 file drawers with suspension bars. Lock. Full-width wire access. Optional counterweights to meet BIFMA standards, refer to page 108.</i>				
	36 x 24 x 29	900 x 600 x 738	0___-2436LF	1,467	1,766
	Specify the surface type (1, 2). Specify the handle code (B, L, Z). Specify the accent color (A, S).				
	36 x 24 x 29½	900 x 600 x 751	0___-2436LF	1,621	1,950
	Specify the surface type (5, 6). Specify the handle code (B, L, Z). Specify the accent color (A, S).				
<b>Combined pedestals</b> 	<i>2 box drawers, 2 file drawers with suspension bars. Full-width wire access. Lock.</i>				
	36 x 24 x 29	900 x 600 x 738	0___-2436CO	1,854	1,988
	Specify the surface type (1, 2). Specify the handle code (B, L, Z). Specify the accent color (A, S).				
	36 x 24 x 29½	900 x 600 x 751	0___-2436CO	2,038	2,191
	Specify the surface type (5, 6). Specify the handle code (B, L, Z). Specify the accent color (A, S).				
<b>Combined pedestals</b> 	<i>2 box drawers, 2 file drawers with suspension bars. Full-width wire access. Lock.</i>				
	36 x 24 x 29	900 x 600 x 738	0___-C02436	1,854	1,988
	Specify the surface type (1, 2). Specify the handle code (B, L, Z). Specify the accent color (A, S).				
	36 x 24 x 29½	900 x 600 x 751	0___-C02436	2,038	2,191
	Specify the surface type (5, 6). Specify the handle code (B, L, Z). Specify the accent color (A, S).				

Place the letter S at the beginning of each item code, and specify "exact dimensions" in item description.

**Bookcases units with doors**



W x D x H (in)	W x D x H (mm)	Code	All Laminate (\$)	HPL Surfaces (\$)
----------------	----------------	------	-------------------	-------------------

*1 adjustable shelf. Full-width wire access. Lock.*

36 x 24 x 29	900 x 600 x 738	0___-2436B	1,264	1,525
--------------	-----------------	------------	-------	-------

Specify the surface type (1, 2). Specify the handle code (B, L, Z). Specify the accent color (A, S).

36 x 24 x 29½	900 x 600 x 751	0___-2436B	1,426	1,716
---------------	-----------------	------------	-------	-------

Specify the surface type (5, 6). Specify the handle code (B, L, Z). Specify the accent color (A, S).

**Storage cabinets with laminate doors**



*3 adjustable shelves. 1 fixed shelf. Lock. To be used with 1" surfaces.*

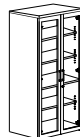
36 x 24 x 73	900 x 600 x 1834	01__-243673B	2,296	—
36 x 24 x 65	900 x 600 x 1632	01__-243665B	2,217	—

To be used with 1½" surfaces.

36 x 24 x 73	900 x 600 x 1847	05__-243673B	2,531	—
36 x 24 x 65	900 x 600 x 1645	05__-243665B	2,442	—

Specify the handle code (B, L, Z). Specify the accent color (A, S).

**Storage cabinets with translucent doors**



*3 adjustable shelves. 1 full-width fixed shelf. Lock. To be used with 1" surfaces.*

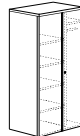
36 x 24 x 73	900 x 600 x 1834	01_S-243673BT	3,344	—
36 x 24 x 65	900 x 600 x 1632	01_S-243665BT	3,262	—

To be used with 1½" surfaces.

36 x 24 x 73	900 x 600 x 1847	05_S-243673BT	3,580	—
36 x 24 x 65	900 x 600 x 1645	05_S-243665BT	3,490	—

Specify the handle code (B, Z).

**Wardrobe / storage cabinets with laminate doors**



*Clothes hanger bar and 1 fixed shelf on wardrobe side (15% W). 4 adjustable shelves. Lock. To be used with 1" surfaces.*

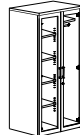
36 x 24 x 73	900 x 600 x 1834	01__-243673BC	2,217	—
36 x 24 x 65	900 x 600 x 1632	01__-243665BC	2,129	—

To be used with 1½" surfaces.

36 x 24 x 73	900 x 600 x 1847	05__-243673BC	2,442	—
36 x 24 x 65	900 x 600 x 1645	05__-243665BC	2,362	—

Specify the handle code (B, L, Z). Specify the accent color (A, S).

**Wardrobe / storage cabinets with translucent doors**



*Clothes hanger bar and 1 fixed shelf on wardrobe side (15% W). 4 adjustable shelves. Lock. To be used with 1" surfaces.*

36 x 24 x 73	900 x 600 x 1834	01_S-243673BCT	3,505	—
36 x 24 x 65	900 x 600 x 1632	01_S-243665BCT	3,416	—

To be used with 1½" surfaces.

36 x 24 x 73	900 x 600 x 1847	05_S-243673BCT	3,733	—
36 x 24 x 65	900 x 600 x 1645	05_S-243665BCT	3,650	—

Specify the handle code (B, Z).

**Storage / lateral file cabinets with laminate doors**



*2 adjustable shelves. 2 file drawers with suspension bars. Lock on drawers. To be used with 1" surfaces.*

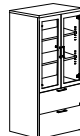
36 x 24 x 73	900 x 600 x 1834	01__-243673LFB	2,693	—
36 x 24 x 65	900 x 600 x 1632	01__-243665LFB	2,481	—

To be used with 1½" surfaces.

36 x 24 x 73	900 x 600 x 1847	05__-243673LFB	2,900	—
36 x 24 x 65	900 x 600 x 1645	05__-243665LFB	2,693	—

Specify the handle code (B, L, Z). Specify the accent color (A, S).

**Storage / lateral file cabinets with translucent doors**



*2 adjustable shelves. 2 file drawers with suspension bars. Lock on drawers. To be used with 1" surfaces.*

36 x 24 x 73	900 x 600 x 1834	01_S-243673LFBT	3,337	—
36 x 24 x 65	900 x 600 x 1632	01_S-243665LFBT	3,128	—

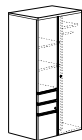
To be used with 1½" surfaces.

36 x 24 x 73	900 x 600 x 1847	05_S-243673LFBT	3,545	—
36 x 24 x 65	900 x 600 x 1645	05_S-243665LFBT	3,337	—

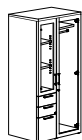
Specify the handle code (B, Z).



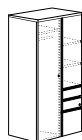
W x D x H (in)	W x D x H (mm)	Code	All Laminate (\$)	HPL Surfaces (\$)
<b>Wardrobe / storage cabinets with laminate doors</b>				
<i>2 box drawers, 1 file drawer with suspension bar. Clothes hanger bar and 1 fixed shelf on wardrobe side (18 3/8" W). 2 adjustable shelves. Lock on drawers and on full-height door. To be used with 1" surfaces.</i>				
36 x 24 x 73	900 x 600 x 1834	01__-243673UFB	2,860	—
36 x 24 x 65	900 x 600 x 1632	01__-243665UFB	2,662	—
<i>To be used with 1 1/2" surfaces.</i>				
36 x 24 x 73	900 x 600 x 1847	05__-243673UFB	3,080	—
36 x 24 x 65	900 x 600 x 1645	05__-243665UFB	2,860	—
<b>Specify the handle code (B, Z). Specify the accent color (A, S).</b>				



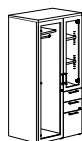
W x D x H (in)	W x D x H (mm)	Code	All Laminate (\$)	HPL Surfaces (\$)
<b>Combined storage cabinets with translucent doors</b>				
<i>2 box drawers, 1 file drawer with suspension bar. Clothes hanger bar and 1 fixed shelf on wardrobe side (18 3/8" W). 2 adjustable shelves. Lock on drawers and on full-height door. To be used with 1" surfaces.</i>				
36 x 24 x 73	900 x 600 x 1834	01_S-243673UFBT	3,827	—
36 x 24 x 65	900 x 600 x 1632	01_S-243665UFBT	3,626	—
<i>To be used with 1 1/2" surfaces.</i>				
36 x 24 x 73	900 x 600 x 1847	05_S-243673UFBT	4,045	—
36 x 24 x 65	900 x 600 x 1645	05_S-243665UFBT	3,827	—
<b>Specify the handle code (B, Z).</b>				



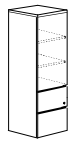
W x D x H (in)	W x D x H (mm)	Code	All Laminate (\$)	HPL Surfaces (\$)
<b>Wardrobe / storage cabinets with laminate doors</b>				
<i>2 box drawers, 1 file drawer with suspension bar. Clothes hanger bar and 1 fixed shelf on wardrobe side (18 3/8" W). 2 adjustable shelves. Lock on drawers and on full-height door. To be used with 1" surfaces.</i>				
36 x 24 x 73	900 x 600 x 1834	01__-243673BUF	2,860	—
36 x 24 x 65	900 x 600 x 1632	01__-243665BUF	2,662	—
<i>To be used with 1 1/2" surfaces.</i>				
36 x 24 x 73	900 x 600 x 1847	05__-243673BUF	3,080	—
36 x 24 x 65	900 x 600 x 1645	05__-243665BUF	2,860	—
<b>Specify the handle code (B, Z). Specify the accent color (A, S).</b>				



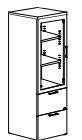
W x D x H (in)	W x D x H (mm)	Code	All Laminate (\$)	HPL Surfaces (\$)
<b>Combined storage cabinets with translucent doors</b>				
<i>2 box drawers, 1 file drawer with suspension bar. Clothes hanger bar and 1 fixed shelf on wardrobe side (18 3/8" W). 2 adjustable shelves. Lock on drawers and on full-height door. To be used with 1" surfaces.</i>				
36 x 24 x 73	900 x 600 x 1834	01_S-243673BUFT	3,827	—
36 x 24 x 65	900 x 600 x 1632	01_S-243665BUFT	3,626	—
<i>To be used with 1 1/2" surfaces.</i>				
36 x 24 x 73	900 x 600 x 1847	05_S-243673BUFT	4,045	—
36 x 24 x 65	900 x 600 x 1645	05_S-243665BUFT	3,827	—
<b>Specify the handle code (B, Z).</b>				



W x D x H (in)	W x D x H (mm)	Code	All Laminate (\$)	HPL Surfaces (\$)
<b>Storage / lateral file cabinets with laminate door</b>				
<i>2 adjustable shelves. 2 file drawers with suspension bars. Reversible door. Lock on drawers. To be used with 1" surfaces.</i>				
24 x 24 x 73	600 x 600 x 1834	01__-242473FB	2,167	—
24 x 24 x 65	600 x 600 x 1632	01__-242465FB	2,071	—
<i>To be used with 1 1/2" surfaces.</i>				
24 x 24 x 73	600 x 600 x 1847	05__-242473FB	2,337	—
24 x 24 x 65	600 x 600 x 1645	05__-242465FB	2,241	—
<b>Specify the handle code (B, Z). Specify the accent color (A, S).</b>				



W x D x H (in)	W x D x H (mm)	Code	All Laminate (\$)	HPL Surfaces (\$)
<b>Storage / lateral file cabinets with translucent door</b>				
<i>2 adjustable shelves. 2 file drawers with suspension bars. Reversible door. Lock on drawers. To be used with 1" surfaces.</i>				
24 x 24 x 73	600 x 600 x 1834	01_S-242473FBT	2,337	—
24 x 24 x 65	600 x 600 x 1632	01_S-242465FBT	2,241	—
<i>To be used with 1 1/2" surfaces.</i>				
24 x 24 x 73	600 x 600 x 1847	05_S-242473FBT	2,982	—
24 x 24 x 65	600 x 600 x 1645	05_S-242465FBT	2,885	—
<b>Specify the handle code (B, Z).</b>				



W x D x H (in)	W x D x H (mm)	Code	All Laminate (\$)	HPL Surfaces (\$)
<b>Wardrobe / storage cabinets with laminate door</b>				
<i>Clothes hanger bar and 1 fixed shelf on wardrobe side (10 1/4" W). 4 adjustable shelves. Lock. To be used with 1" surfaces.</i>				
24 x 24 x 73	600 x 600 x 1834	01__-242473BC	2,002	—
24 x 24 x 65	600 x 600 x 1632	01__-242465BC	1,902	—
<i>To be used with 1 1/2" surfaces.</i>				
24 x 24 x 73	600 x 600 x 1847	05__-242473BC	2,218	—
24 x 24 x 65	600 x 600 x 1645	05__-242465BC	2,116	—
<b>Specify the handle code (B, Z). Specify the accent color (A, S). Specify opening at the end of the code: on right (R) or on left (L).</b>				



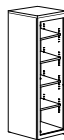
W x D x H (in)	W x D x H (mm)	Code	All Laminate (\$)	HPL Surfaces (\$)
<b>Wardrobe / storage cabinets with translucent door</b>				
<i>Clothes hanger bar and 1 fixed shelf on wardrobe side (10 1/4" W). 4 adjustable shelves. Lock. To be used with 1" surfaces.</i>				
24 x 24 x 73	600 x 600 x 1834	01_S-242473BCT	2,314	—
24 x 24 x 65	600 x 600 x 1632	01_S-242465BCT	2,231	—
<i>To be used with 1 1/2" surfaces.</i>				
24 x 24 x 73	600 x 600 x 1847	05_S-242473BCT	2,481	—
24 x 24 x 65	600 x 600 x 1645	05_S-242465BCT	2,401	—
<b>Specify the handle code (B, Z). Specify opening at the end of the code: on right (R) or on left (L).</b>				



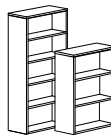
W x D x H (in)	W x D x H (mm)	Code	All Laminate (\$)	HPL Surfaces (\$)
<b>Storage cabinets with laminate door</b>				
<i>4 adjustable shelves. Lock. To be used with 1" surfaces.</i>				
24 x 24 x 73	600 x 600 x 1834	01__-242473B	2,002	—
24 x 24 x 65	600 x 600 x 1632	01__-242465B	1,902	—
<i>To be used with 1 1/2" surfaces.</i>				
24 x 24 x 73	600 x 600 x 1847	05__-242473B	2,218	—
24 x 24 x 65	600 x 600 x 1645	05__-242465B	2,116	—
<b>Specify the handle code (B, Z). Specify the accent color (A, S). Specify opening at the end of the code: on right (R) or on left (L).</b>				



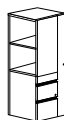
W x D x H (in)	W x D x H (mm)	Code	All Laminate (\$)	HPL Surfaces (\$)
<b>Storage cabinets with translucent doors</b>				
<i>4 adjustable shelves. Lock. To be used with 1" surfaces.</i>				
24 x 24 x 73	600 x 600 x 1834	01_S-242473BT	2,314	—
24 x 24 x 65	600 x 600 x 1632	01_S-242465BT	2,231	—
<i>To be used with 1 1/2" surfaces.</i>				
24 x 24 x 73	600 x 600 x 1847	05_S-242473BT	2,481	—
24 x 24 x 65	600 x 600 x 1645	05_S-242465BT	2,401	—
<b>Specify the handle code (B, Z). Specify opening at the end of the code: on right (R) or on left (L).</b>				



W x D x H (in)	W x D x H (mm)	Code	All Laminate (\$)	HPL Surfaces (\$)
<b>Open bookcases</b>				
<i>73" H: 4 adjustable shelves. 65" H: 4 adjustable shelves. 48" H: 2 adjustable shelves. To be used with 1" surfaces.</i>				
36 x 14 x 73	900 x 350 x 1834	01NN-B367314	1,225	—
36 x 14 x 65	900 x 350 x 1632	01NN-B366514	1,119	—
36 x 14 x 48	900 x 350 x 1225	01NN-B364814	993	—
<i>To be used with 1 1/2" surfaces.</i>				
36 x 14 x 73	900 x 350 x 1847	05NN-B367314	1,322	—
36 x 14 x 65	900 x 350 x 1645	05NN-B366514	1,249	—
36 x 14 x 48	900 x 350 x 1238	05NN-B364814	1,119	—



W x D x H (in)	W x D x H (mm)	Code	All Laminate (\$)	HPL Surfaces (\$)
<b>Left personal storage towers</b>				
<i>1 box drawer, 2 file drawers with suspension bars. Adjustable shelf on 57" H only. Wardrobe with clothes / hanger bar (7 1/4" W). Lock for the two file drawers. Lock on door.</i>				
24 x 24 x 57	600 x 600 x 1437	0N__-PB242457	2,724	—
24 x 24 x 49	600 x 600 x 1234	0N__-PB242449	2,594	—
<b>Specify the handle code (B, Z). Specify the accent color (A, S).</b>				

















W x D x H (in)	W x D x H (mm)	Code	All Laminate (\$)	HPL Surfaces (\$)
<b>Right personal storage towers</b>				
<i>1 box drawer, 2 file drawers with suspension bars. Adjustable shelf on 57" H only. Wardrobe with clothes / hanger bar (7 1/4" W). Lock for the two file drawers. Lock on door.</i>				
24 x 24 x 57	600 x 600 x 1437	0N__-P242457B	2,724	—
24 x 24 x 49	600 x 600 x 1234	0N__-P242449B	2,594	—
<b>Specify the handle code (B, Z). Specify the accent color (A, S).</b>				



Place the letter S at the beginning of each item code, and specify "exact dimensions" in item description.



	W x D x H (in)	W x D x H (mm)	Code	All Laminate (\$)	HPL Surfaces (\$)
<b>Round table tops</b>	<i>1½" thick.</i>				
	48 x 48 x 1½	1200 x 1200 x 38	<b>0_NN-R48</b>	<b>862</b>	<b>1,127</b>
	42 x 42 x 1½	1050 x 1050 x 38	<b>0_NN-R42</b>	<b>742</b>	<b>973</b>
<b>Specify the surface type (5, 6).</b>					
<b>Cross base</b>	<i>1½" laminate thick base. For 48" diameter round table tops.</i>				
	33 x 33 x 28	825 x 825 x 713	<b>LGC-CR33</b>	<b>653</b>	—
					
<b>Cross base</b>	<i>1½" laminate thick base. For 42" diameter round table tops.</i>				
	27 x 27 x 28	680 x 680 x 713	<b>LGC-CR27</b>	<b>570</b>	—
					
<b>6" diameter steel leg.</b>	<i>Anthracite Grey (GAN) or Silver (ARS) steel. Specify the finish.</i>				
	6 x 6 x 28	150 x 150 x 710	<b>LGC-TL</b>	<b>388</b>	—
<b>Serving carts</b>	<i>1 sliding shelf, 11½" extension. 2 box drawers. 2 doors with 1 adjustable shelf. 4 casters, 2 with brakes. Grommet in the back.</i>				
	36 x 21 x 36	900 x 520 x 908	<b>0___-MS213636</b>	<b>1,959</b>	<b>2,546</b>
<b>Specify the surface type (1, 2). Specify the handle code (B, L, Z). Specify the accent color (A, S).</b>					
	36 x 21 x 36½	900 x 520 x 921	<b>0___-MS213636</b>	<b>2,161</b>	<b>2,812</b>
<b>Specify the surface type (5, 6). Specify the handle code (B, L, Z). Specify the accent color (A, S).</b>					
<b>Serving carts</b>	<i>1 sliding shelf, 11½" extension. 1 box drawer. 1 door with 1 adjustable shelf. 4 casters, 2 with brakes. Grommet in the back.</i>				
	20 x 21 x 36	500 x 520 x 908	<b>0___-MS212036</b>	<b>1,256</b>	<b>1,640</b>
<b>Specify the surface type (1, 2). Specify the handle code (B, L, Z). Specify the accent color (A, S).</b>					
	20 x 21 x 36½	500 x 520 x 921	<b>0___-MS212036</b>	<b>1,459</b>	<b>1,904</b>
<b>Specify the surface type (5, 6). Specify the handle code (B, L, Z). Specify the accent color (A, S).</b>					
<b>Marker boards</b>	<i>180° hinges. Board surface: white high-pressure laminate, non magnetic, for use with dry-erase markers. Eraser tray along bottom of board. Inside face of doors covered in natural cork.</i>				
	55 x 5 x 41	1368 x 130 x 1049	<b>01__-VBX4054</b>	<b>2,029</b>	—
<b>Specify the handle code (B, L, Z). Specify the accent color (A, S).</b>					
	55 x 5 x 42¼	1368 x 130 x 1075	<b>05__-VBX4054</b>	<b>2,231</b>	—
<b>Specify the handle code (B, L, Z). Specify the accent color (A, S).</b>					
<b>Coffee tables</b>	<i>Specify the surface type (1, 2).</i>				
	22 x 22 x 18	550 x 550 x 438	<b>0_NN-ST222218</b>	<b>556</b>	<b>645</b>
	22 x 22 x 18½	550 x 550 x 451	<b>0_NN-ST222218</b>	<b>613</b>	<b>805</b>
<b>Specify the surface type (5, 6).</b>					
<b>Additional full-width legs</b>	<i>1 tone only. For AT, DT and CM tables.</i>				
	24 x 1 x 27½	598 x 25 x 698	<b>ONNN-L24</b>	<b>196</b>	—
	30 x 1 x 27½	748 x 25 x 698	<b>ONNN-L30</b>	<b>208</b>	—
<b>Additional full-width legs with wire access</b>	<i>1 tone only. For AT, DT and CM tables.</i>				
	24 x 1 x 27½	598 x 25 x 698	<b>ONNN-L24D</b>	<b>196</b>	—
	30 x 1 x 27½	748 x 25 x 698	<b>ONNN-L30D</b>	<b>208</b>	—

	W x D x H (in)	W x D x H (mm)	Code	All Laminate (\$)	HPL Surfaces (\$)
<b>Additional recessed leg</b>	<i>1 tone only. For AT, DT and CM tables.</i>				
	13 x 1 x 27½	340 x 25 x 698	<b>ONNN-L12</b>	<b>160</b>	—

Place the letter S at the beginning of each item code, and specify "exact dimensions" in item description.




# The Essential ACCESSORIES

## A WIDE RANGE OF ACCESSORIES THAT CAN BE USED WITH ALL LACASSE LAMINATE FURNITURE COLLECTIONS.

### ACCENT COLORS

2 accent colors available to match with all Lacasse collections.



S – Silver



A – Anthracite Grey

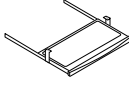

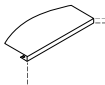
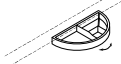

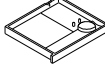

### LACASSE QUICKSHIP PROGRAM\*

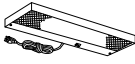

Products and suggested layouts identified by this pictogram are part of the Lacasse quick delivery program.

Please refer to page 3 for complete program details.

\* Due to current market conditions, always refer to our Lead-Time Guide for a confirmation of our current Lacasse QuickShip lead-times.



	W x D x H (in)	W x D x H (mm)	Code	Price (\$)
 <b>Sliding keyboard trays</b>	Molded plastic on wood. Height adjustment 3", 3½", 4" (76, 89, 102 mm). Locks in extended position.			
	28¾ x 15 x 3½	721 x 381 x 89	LGC-SKD27	276
 <b>Self-adhesive wrist rest</b>	18½ x 1½ x ¾	470 x 38 x 19	LGC-WRKD	110
 <b>Corner keyboard supports</b>	Fits in the angle between 2 work surfaces. Anthracite Grey metal. For 1" thick surfaces			
	20 x 11½ x 1¼	500 x 282 x 30	LGC-CORSUP1	256
	For 1½" thick surfaces			
	20 x 11¼ x 1¼	500 x 282 x 46	LGC-CORSUP1.5	306
 <b>Rotating trays to install under the work surface</b>	8½ x 7½ x 1	226 x 190 x 26	LGC-R09	63
	13¾ x 8¼ x 1¾	346 x 208 x 34	LGC-R014	63
 <b>Drawer pencil tray</b>	Black plastic. Fits inside a box drawer, on left or right side.			
	8⅞ x 6 x ⅞	236 x 152 x 22	LGC-PH	63
 <b>Drawers for small objects</b>	Black plastic drawer front.			
	20 x 16½ x 2½	500 x 419 x 64	LGC-DR20P	217
 <b>CPU support</b>	Black metal CPU support. Mounts under a surface. Hardware included. Adjusts to CPU.			
	5½ x 10 x 17½-9¼	140- x 250 x 437-245	LGC-CCPU	228

	W x D x H (in)	W x D x H (mm)	Code	Price (\$)
 <b>Electronic fluorescent task lights</b>	Electronic tubes are more efficient and do not cause interference. Electronic ballast T5 – 4100K, 19": 10W, 25": 14W, 37": 21W, 49": 28W. 160-degree swivel to orient the light. ETL Certification (UL / CSA equivalent). 9' cord included. Black.			
	18⅞ x 3⅞ x 1	480 x 85 x 26	LGC-T5LE19	265
	24⅞ x 3⅞ x 1	626 x 85 x 26	LGC-T5LE25	298
	36½ x 3⅞ x 1	927 x 85 x 26	LGC-T5LE37	323
	48¼ x 3⅞ x 1	1226 x 85 x 26	LGC-T5LE49	363
 <b>LED task lights</b>	Clear anodized aluminum housing with white end caps. Touch-and-hold dimmer. Brightness adjustability 100%-15% continuous. 10 hours automatic turn off. 4100K, 84 CRI. 17": 6.6W/24 LED, 31": 14.8W/48 LED, 44": 21.8W/72 LED. ETL Certification (UL / CASA equivalent). 9' (17") or 12 (31"-44") cord included. Fully recyclable aluminum housing.			
	16½ x 2 x ¾	417 x 50 x 14	LGC-LED17	379
	24⅞ x 2 x ¾	765 x 50 x 14	LGC-LED31	551
	36⅞ x 2 x ¾	1100 x 50 x 14	LGC-LED44	885
<b>Fabrics for screens and tackboards</b>	These prices are applicable for Grade 1 and 2 fabrics. For other grades add: Grade 3: 15%, Grade 4: 20%, Grade 5: 25%, Grade 6: 30%.			
<b>Tackboards for hutches</b>	Tackboards and rails for hutches may be combined to optimize storage space with the accessories.			
	<b>44" H hutches</b>		<b>36" H hutches</b>	
	19" H tackboard		—	
	15" H tackboard + 1 rail		15" H tackboard	
	11" H tackboard + 2 rails		11" H tackboard + 1 rail	
	19" (480 mm) high.			
	82 x ½ x 19	2045 x 13 x 480	LGC-TK8219E	563
	76 x ½ x 19	1895 x 13 x 480	LGC-TK7619E	549
	70 x ½ x 19	1745 x 13 x 480	LGC-TK7019E	532
	64 x ½ x 19	1595 x 13 x 480	LGC-TK6419E	517
	58 x ½ x 19	1445 x 13 x 480	LGC-TK5819E	498
	52 x ½ x 19	1295 x 13 x 480	LGC-TK5219E	484
	46 x ½ x 19	1145 x 13 x 480	LGC-TK4619E	469
	40 x ½ x 19	995 x 13 x 480	LGC-TK4019E	451
	34 x ½ x 19	845 x 13 x 480	LGC-TK3419E	437
	Specify the fabric code at the end of the product code.			

All United Chair® standard fabrics (except vinyls and leathers) are available to coordinate on tackboards and screens. A "C.O.M." program is available upon request. For more information, contact Groupe Lacasse customer service.

= ASSEMBLY REQUIRED

= QUICKSHIP PROGRAM

CANADA – FEBRUARY 2024

W x D x H (in)	W x D x H (mm)	Code	Price (\$)
<b>Tackboards for hutches (con't)</b>			
<b>Specify the fabric code at the end of the product code.</b>			
<i>15" (380 mm) high.</i>			
82 x ½ x 15	2045 x 13 x 380	LGC-TK8215E	549
76 x ½ x 15	1895 x 13 x 380	LGC-TK7615E	532
70 x ½ x 15	1745 x 13 x 380	LGC-TK7015E	517
64 x ½ x 15	1595 x 13 x 380	LGC-TK6415E	498
58 x ½ x 15	1445 x 13 x 380	LGC-TK5815E	484
52 x ½ x 15	1295 x 13 x 380	LGC-TK5215E	469
46 x ½ x 15	1145 x 13 x 380	LGC-TK4615E	451
40 x ½ x 15	995 x 13 x 380	LGC-TK4015E	437
34 x ½ x 15	845 x 13 x 380	LGC-TK3415E	417
<b>Specify the fabric code at the end of the product code.</b>			
<i>11" (280 mm) high.</i>			
82 x ½ x 11	2045 x 13 x 280	LGC-TK8211E	532
76 x ½ x 11	1895 x 13 x 280	LGC-TK7611E	517
70 x ½ x 11	1745 x 13 x 280	LGC-TK7011E	498
64 x ½ x 11	1595 x 13 x 280	LGC-TK6411E	484
58 x ½ x 11	1445 x 13 x 280	LGC-TK5811E	469
52 x ½ x 11	1295 x 13 x 280	LGC-TK5211E	451
46 x ½ x 11	1145 x 13 x 280	LGC-TK4611E	437
40 x ½ x 11	995 x 13 x 280	LGC-TK4011E	417
34 x ½ x 11	845 x 13 x 280	LGC-TK3411E	402

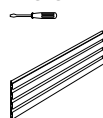
W x D x H (in)	W x D x H (mm)	Code	Price (\$)
<b>Metal hanging rails for hutches</b>			
<i>To be fixed to a hutch to receive accessory trays. Mounting hardware included.</i>			
82 x ¾ x 4	2045 x 19 x 100	LGC-RA82E	283
76 x ¾ x 4	1895 x 19 x 100	LGC-RA76E	276
70 x ¾ x 4	1745 x 19 x 100	LGC-RA70E	265
64 x ¾ x 4	1595 x 19 x 100	LGC-RA64E	256
58 x ¾ x 4	1445 x 19 x 100	LGC-RA58E	250
52 x ¾ x 4	1295 x 19 x 100	LGC-RA52E	242
46 x ¾ x 4	1145 x 19 x 100	LGC-RA46E	235
40 x ¾ x 4	995 x 19 x 100	LGC-RA40E	228
34 x ¾ x 4	845 x 19 x 100	LGC-RA34E	217

W x D x H (in)	W x D x H (mm)	Code	Price (\$)
<b>Wall-mounted tackboards</b>			
<i>Tackboards and wall-mounted hanging rails may be combined to optimize storage space with the accessories.</i>			
<i>21" H tackboard</i>			
<i>17" H tackboard + 1 rail</i>			
<i>13" H tackboard + 2 rails</i>			
<i>21" (540 mm) high.</i>			
84 x ½ x 21	2100 x 13 x 540	LGC-TK8421M	580
78 x ½ x 21	1950 x 13 x 540	LGC-TK7821M	563
72 x ½ x 21	1800 x 13 x 540	LGC-TK7221M	549
66 x ½ x 21	1650 x 13 x 540	LGC-TK6621M	532
60 x ½ x 21	1500 x 13 x 540	LGC-TK6021M	517
54 x ½ x 21	1350 x 13 x 540	LGC-TK5421M	498
48 x ½ x 21	1200 x 13 x 540	LGC-TK4821M	484
42 x ½ x 21	1050 x 13 x 540	LGC-TK4221M	469
36 x ½ x 21	900 x 13 x 540	LGC-TK3621M	451
<b>Specify the fabric code at the end of the product code.</b>			
<i>17" (440 mm) high.</i>			
84 x ½ x 17	2100 x 13 x 440	LGC-TK8417M	563
78 x ½ x 17	1950 x 13 x 440	LGC-TK7817M	549
72 x ½ x 17	1800 x 13 x 440	LGC-TK7217M	532
66 x ½ x 17	1650 x 13 x 440	LGC-TK6617M	517
60 x ½ x 17	1500 x 13 x 440	LGC-TK6017M	498
54 x ½ x 17	1350 x 13 x 440	LGC-TK5417M	484
48 x ½ x 17	1200 x 13 x 440	LGC-TK4817M	469
42 x ½ x 17	1050 x 13 x 440	LGC-TK4217M	451
36 x ½ x 17	900 x 13 x 440	LGC-TK3617M	437
<b>Specify the fabric code at the end of the product code.</b>			

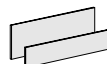
W x D x H (in)	W x D x H (mm)	Code	Price (\$)
<i>13" (340 mm) high.</i>			
84 x ½ x 13	2100 x 13 x 340	LGC-TK8413M	549
78 x ½ x 13	1950 x 13 x 340	LGC-TK7813M	532
72 x ½ x 13	1800 x 13 x 340	LGC-TK7213M	517
66 x ½ x 13	1650 x 13 x 340	LGC-TK6613M	498
60 x ½ x 13	1500 x 13 x 340	LGC-TK6013M	484
54 x ½ x 13	1350 x 13 x 340	LGC-TK5413M	469
48 x ½ x 13	1200 x 13 x 340	LGC-TK4813M	451
42 x ½ x 13	1050 x 13 x 340	LGC-TK4213M	437
36 x ½ x 13	900 x 13 x 340	LGC-TK3613M	417

W x D x H (in)	W x D x H (mm)	Code	Price (\$)
<b>Specify the fabric code at the end of the product code.</b>			
<i>To be fixed to a wall to receive accessory trays. Mounting hardware included.</i>			
84 x ¾ x 4	2100 x 19 x 100	LGC-RA84M	290
78 x ¾ x 4	1950 x 19 x 100	LGC-RA78M	283
72 x ¾ x 4	1800 x 19 x 100	LGC-RA72M	276
66 x ¾ x 4	1650 x 19 x 100	LGC-RA66M	265
60 x ¾ x 4	1500 x 19 x 100	LGC-RA60M	256
54 x ¾ x 4	1350 x 19 x 100	LGC-RA54M	250
48 x ¾ x 4	1200 x 19 x 100	LGC-RA48M	242
42 x ¾ x 4	1050 x 19 x 100	LGC-RA42M	235
36 x ¾ x 4	900 x 19 x 100	LGC-RA36M	228

**Wall-mounted metal hanging rails**



**TACKBOARDS FOR ACCESSORY BRACKETS**



All United Chair® standard fabrics (except vinyls and leathers) are available to coordinate on tackboards and screens. A "C.O.M." program is available upon request. For more information, contact Groupe Lacasse customer service.

Mounts to the accessory brackets LGC-SUPAC / LGC-SUPL. Compatible with units having full-width wire access or spacing between surface and base (Quad, Morpheo and Options).

These prices are applicable for Grade 1 and 2 fabrics. For other grades add: Grade 3: 15%, Grade 4: 20%, Grade 5: 25%, Grade 6: 30%.

W x D x H (in)	W x D x H (mm)	Code	Price (\$)
71 x 1½ x 17	1778 x 36 x 442	LGC-TK7217	831
65 x 1½ x 17	1628 x 36 x 442	LGC-TK6617	805
59 x 1½ x 17	1478 x 36 x 442	LGC-TK6017	773
53 x 1½ x 17	1328 x 36 x 442	LGC-TK5417	752
47 x 1½ x 17	1178 x 36 x 442	LGC-TK4817	701
41 x 1½ x 17	1028 x 36 x 442	LGC-TK4217	677
35 x 1½ x 17	878 x 36 x 442	LGC-TK3617	653
29 x 1½ x 17	728 x 36 x 442	LGC-TK3017	620
23 x 1½ x 17	578 x 36 x 442	LGC-TK2417	596
71 x 1½ x 8½	1778 x 36 x 213	LGC-TK7208	629
65 x 1½ x 8½	1628 x 36 x 213	LGC-TK6608	605
59 x 1½ x 8½	1478 x 36 x 213	LGC-TK6008	580
53 x 1½ x 8½	1328 x 36 x 213	LGC-TK5408	556
47 x 1½ x 8½	1178 x 36 x 213	LGC-TK4808	510
41 x 1½ x 8½	1028 x 36 x 213	LGC-TK4208	476
35 x 1½ x 8½	878 x 36 x 213	LGC-TK3608	451
29 x 1½ x 8½	728 x 36 x 213	LGC-TK3008	427
23 x 1½ x 8½	578 x 36 x 213	LGC-TK2408	402

**Specify the accent code (A, S). Specify the fabric code at the end of the product code.**

**Short accessory brackets (2)**



1½ x 4 x 11	38 x 100 x 284	LGC-SUPAC	196
-------------	----------------	-----------	-----

**Specify the accent color (A, S).**


**Long accessory brackets (2)**



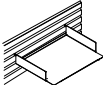
1½ x 4 x 20	38 x 100 x 513	LGC-SUPAL	196
-------------	----------------	-----------	-----

**Specify the accent color (A, S).**


# ACCESSORIES

	W x D x H (in)	W x D x H (mm)	Code	Price (\$)
<b>Hanging rail</b>	<i>Mounts to the accessory brackets.</i>			
	71 x 1½ x 8½	1778 x 36 x 213	<b>LGC-RA72_</b>	<b>476</b>
	65 x 1½ x 8½	1628 x 36 x 213	<b>LGC-RA66_</b>	<b>444</b>
	59 x 1½ x 8½	1478 x 36 x 213	<b>LGC-RA60_</b>	<b>410</b>
	53 x 1½ x 8½	1328 x 36 x 213	<b>LGC-RA54_</b>	<b>379</b>
	47 x 1½ x 8½	1178 x 36 x 213	<b>LGC-RA48_</b>	<b>338</b>
	41 x 1½ x 8½	1028 x 36 x 213	<b>LGC-RA42_</b>	<b>306</b>
	35 x 1½ x 8½	878 x 36 x 213	<b>LGC-RA36_</b>	<b>276</b>
	29 x 1½ x 8½	728 x 36 x 213	<b>LGC-RA30_</b>	<b>242</b>
	23 x 1½ x 8½	578 x 36 x 213	<b>LGC-RA24_</b>	<b>203</b>


Specify the accent color (A, S).

	W x D x H (in)	W x D x H (mm)	Code	Price (\$)
<b>Horizontal paper trays</b>	<i>Metal. Compatible with all Lacasse's accessory rails. Letter size.</i>			
	12 x 2 x 10	305 x 50 x 251	<b>LGC-RPT11_</b>	<b>122</b>
	<i>Legal size.</i>			
	15 x 2 x 10	375 x 50 x 251	<b>LGC-RPT14_</b>	<b>136</b>


Specify the accent color (A, S).

	W x D x H (in)	W x D x H (mm)	Code	Price (\$)
<b>Vertical paper tray</b>	<i>Metal. 2¼" (68 mm) clear depth. Compatible with all Lacasse's accessory rails.</i>			
	12 x 8 x 2¾	300 x 68 x 70	<b>LGC-RVPT11_</b>	<b>153</b>


Specify the accent color (A, S).

	W x D x H (in)	W x D x H (mm)	Code	Price (\$)
<b>Accessory trays</b>	<i>Metal. Compatible with all Lacasse's accessory rails.</i>			
	12 x 1¼ x 3⅞	305 x 30 x 96	<b>LGC-RAS12_</b>	<b>110</b>
	20 x 1¼ x 3⅞	505 x 30 x 96	<b>LGC-RAS20_</b>	<b>131</b>


Specify the accent color (A, S).

	W x D x H (in)	W x D x H (mm)	Code	Price (\$)
<b>Adhesive wire channels</b>	<i>Self-adhesive. Can hold most power bars.</i>			
	68 x 2¼ x 3¼	1700 x 60 x 80	<b>LGC-HWMC72_</b>	<b>153</b>
	44 x 2¼ x 3¼	1100 x 60 x 80	<b>LGC-HWMC48_</b>	<b>131</b>
	20 x 2¼ x 3¼	500 x 60 x 80	<b>LGC-HWMC24_</b>	<b>110</b>


Specify the accent color (A, S).

	W x D x H (in)	W x D x H (mm)	Code	Price (\$)
<b>Vertical pigeonholes</b>	<i>21" H – 6 compartments, 17" H – 5 compartments. Legal size.</i>			
	18 x 12 x 20¼	449 x 311 x 515	<b>LGC-DV1821</b>	<b>596</b>
	18 x 12 x 17¾	449 x 311 x 442	<b>LGC-DV1817</b>	<b>563</b>
	<i>Letter size.</i>			
	12 x 12 x 20¼	299 x 311 x 515	<b>LGC-DV1221</b>	<b>549</b>
	12 x 12 x 17¾	299 x 311 x 442	<b>LGC-DV1217</b>	<b>510</b>


**Grommets** Round or square in various dimensions supplied in accordance with the standards of furniture series ordered.


	Black for Concept 70, 300, 400E	<b>LGC-GRV25N</b>	<b>43</b>
	For Options, Morpheo, Concept 3 (1")	<b>LGC-GRQ25_</b>	<b>43</b>
	For Quad, Options, Morpheo, Quorum (1½")	<b>LGC-GRQ38_</b>	<b>43</b>

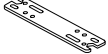
Specify the accent color (A, S).


	W x D x H (in)	W x D x H (mm)	Code	Price (\$)
<b>Cushions for mobile pedestals</b>	<i>Installs on 20" (500 mm) storage units or mobile pedestal with self-fastening band. These prices are applicable for United Chair® Grade 1 and 2 fabrics. For other United Chair® grades add: Grade 3: 15%, Grade 4: 20%, Grade 5: 25%, Grade 6: 30%, Grade 7: 35%.</i>			
	15 x 18 x 1¾	388 x 450 x 35	<b>LGC-CU1518</b>	<b>323</b>


Specify the fabric code at the end of the product code.

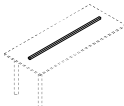
	W x D x H (in)	W x D x H (mm)	Code	Price (\$)
<b>Front-to-back suspension bars</b>	<i>Suspension bars for all laminate lateral file drawers. Allows front-to-back filing.</i>			
	15½ x 6 x 1¼	384 x 152 x 32	<b>LGC-FTB2</b>	<b>51</b>
	15½ x 6 x 1¼	384 x 152 x 32	<b>LGC-FTB4</b>	<b>102</b>

	W x D x H (in)	W x D x H (mm)	Code	Price (\$)
<b>Counterweight</b>	<i>Prevents lateral file from tipping over when top drawer is overloaded. To meet BIFMA standards, order 1 counterweight for 24" deep and 2 for 20" deep lateral file.</i>			
	13 x 4 x 4	330 x 100 x 100	<b>LGC-CW</b>	<b>160</b>

	W x D x H (in)	W x D x H (mm)	Code	Price (\$)
<b>Flush plate</b>	<i>To link and level two surfaces. 10 per package. Black metal.</i>			
	7 x 1½ x ½	175 x 38 x 3	<b>LGC-FLP</b>	<b>89</b>


	W x D x H (in)	W x D x H (mm)	Code	Price (\$)
<b>Footrest</b>	<i>Adjustable foot support. Tilt angles of 6°, 12° and 25°. Anti-fatigue rubber surface on platform. Black with grey accents.</i>			
	16 x 14 x 3-5	405 x 350 x 75-125	<b>LGC-FR</b>	<b>178</b>

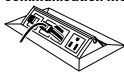
	W x D x H (in)	W x D x H (mm)	Code	Price (\$)
<b>Coat hook</b>	<i>Stainless steel finish. Hardware included. Can be fixed to wall or other surface.</i>			
	2¾ x ¾ x 1½	60 x 20 x 35	<b>LGC-CH</b>	<b>105</b>


	W x D x H (in)	W x D x H (mm)	Code	Price (\$)
<b>Work surface reinforcement bar</b>	<i>Metal black.</i>			
	54 x 2 x 1	1372 x 51 x 25	<b>LGC-BAR</b>	<b>110</b>

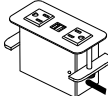
## ELECTRICAL AND COMMUNICATION MODULES

	W x D x H (in)	W x D x H (mm)	Code	Price (\$)
<b>Removable electrical / communication module</b>	<i>3 electrical outlets. Can accommodate the couplers listed on this page. 72" (1829 mm) cord included. Silver anodized aluminum. UL and CUL certified.</i>			
	10 x 5½ x 3	255 x 140 x 75	<b>LGC-PCS</b>	<b>494</b>


	W x D x H (in)	W x D x H (mm)	Code	Price (\$)
<b>Half electrical module</b>	<i>2 electrical outlets. 72" (1829 mm) cord included. Silver anodized aluminum. Field installed. UL and CUL certified.</i>			
	4⅞ x 4¼ x 3	120 x 106 x 75	<b>LGC-HPC</b>	<b>323</b>

	W x D x H (in)	W x D x H (mm)	Code	Price (\$)
<b>Electrical / communication module</b>	<i>Includes two electrical outlets. Can accommodate the couplers listed on this page. 72" (1829 mm) cord included. Silver anodized aluminum. Field installed. UL and CUL certified. Adaptors included.</i>			
	8¼ x 4¾ x 3	212 x 110 x 75	<b>LGC-PC2P</b>	<b>563</b>

	W x D x H (in)	W x D x H (mm)	Code	Price (\$)
<b>Double-sided electrical / communication module</b>	<i>Includes two electrical outlets on each side. Can accommodate the couplers listed on this page. 72" (1829 mm) cord included. Silver anodized aluminum. Field installed. UL and CUL certified. Adaptors included.</i>			
	8¼ x 8 x 3	206 x 200 x 75	<b>LGC-DPC4P</b>	<b>967</b>

	W x D x H (in)	W x D x H (mm)	Code	Price (\$)
<b>Flush-mount rectangular electrical / communication module</b>	<i>Includes two electrical outlets and two 2.1A USB ports. 120VAC power outlet. Spill resistant. 108" (2743 mm) cord included. Mounting screw included. Silver. Field installed. ETL certified.</i>			
	6¼ x 2½ x 3¼	159 x 64 x 79	<b>LGC-PCQ1USB2P</b>	<b>592</b>


	W x D x H (in)	W x D x H (mm)	Code	Price (\$)
<b>Grommet-mounted flush rectangular electrical / communication module</b>	<i>Includes one electrical outlet and two 2.1A USB ports. Compatible with the rectangular Lacasse grommet hole. 120VAC power outlet. Spill resistant. 108" (2743 mm) cord included. Mounting screw included. Silver. Field installed. ETL certified.</i>			
	3¼ x 2¼ x 3¼	95 x 57 x 79	<b>LGC-PCQ1USB1P</b>	<b>532</b>


	W x D x H (in)	W x D x H (mm)	Code	Price (\$)
<b>Flush-mount round electrical / communication module</b>	<i>Includes two electrical outlets and two 2.1A USB ports. 120VAC power outlet. Spill resistant. 108" (2743 mm) cord included. Mounting screw included. Silver. Field installed. ETL certified.</i>			
	6 x 6 x 3¼	152 x 152 x 79	<b>LGC-PCV1USB2P</b>	<b>592</b>

 = ASSEMBLY REQUIRED


 = QUICKSHIP PROGRAM


CANADA – FEBRUARY 2024

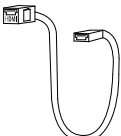
	W x D x H (in)	W x D x H (mm)	Code	Price (\$)
<b>Grommet-mounted flush round electrical / communication module</b>	<i>Includes one electrical outlet and two 2.1A USB ports. Fits in the rectangular Lacasse grommet hole. 120VAC power outlet. Spill resistant. 108" (2746 mm) cord included. Mounting screw included. Silver. Field installed. ETL certified.</i>			
	5 1/4 x 5 1/4 x 3 1/8	133 x 133 x 79	<b>LGC-PCV1USB1P</b>	<b>532</b>

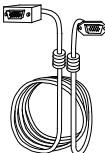
<b>Wireless charger</b>	<i>Compatible with any Qi rated devices and smartphones. Black tempered glass surface and stainless steel frame. 78" (1981 mm) cord included. The transformer is UL and CUL certified. Field installation, 3 1/8" H (79 mm).</i>			
	3 1/2 x 3 1/2 x 1	88 x 88 x 25	<b>LGC-CHARGE</b>	<b>705</b>


**COUPLERS**

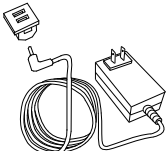
<b>Voice coupler</b>	<i>RJ11 coupler, category 3. Modular coupler to connect a standard phone. Compatible with electrical / communication modules LGC-PC2P or LGC-DPC4P. Black. Must be used with the adaptors provided with selected accessories plates or modules. Field installed.</i>			
	9/16 x 3/8 x 1 3/16	14 x 16 x 30	<b>LGC-RJ11</b>	<b>77</b>

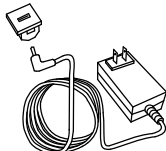
<b>Data jack</b>	<i>RJ-45 coupler, category 5. 110 connect jack used for internet and multi-line/VOIP phone systems. Compatible with electrical / communication modules LGC-PC2P or LGC-DPC4P. Black. Must be used with the adaptors provided with selected accessories plates or modules. Field installed.</i>			
	5/8 x 5/8 x 1 3/16	16 x 16 x 30	<b>LGC-RJ45</b>	<b>145</b>

<b>HDMI connector</b>	<i>To connect to HD displays that accept HDMI feed. Female / female connection. 18" (457 mm) cord. Compatible with electrical / communication modules LGC-PC2P or LGC-DPC4P. Black. Must be used with the adaptors provided with selected accessories plates or modules. Field installed.</i>			
	3/8 x 9/16 x 1 3/16	16 x 14 x 30	<b>LGC-HDMI</b>	<b>152</b>

<b>VGA coupler</b>	<i>Female-to-male connector cable. Device cable not included. 120" (3048 mm) cord included. Compatible with electrical / communication modules LGC-PC2P or LGC-DPC4P. Black. Must be used with the adaptors provided with selected accessories plates or modules. Field installed.</i>			
	1 1/4 x 1/4 x 1 1/2	33 x 12 x 37	<b>LGC-VGA</b>	<b>152</b>

<b>USB 3.0 coupler</b>	<i>Simultaneous read and write capability. Transfer speed of 5 gbs/sec. 72" (1829 mm) cord. Compatible with electrical / communication modules LGC-PC2P or LGC-DPC4P. Black. Must be used with the adaptors provided with selected accessories plates or modules. Field installed.</i>			
	3/8 x 9/16 x 1 3/16	16 x 14 x 30	<b>LGC-USBDATA</b>	<b>131</b>

<b>USB-A charging coupler</b>	<i>USB-A connections for USB-powered device and charging mobile electronics. 2,000 mA of charging power. 72" (1829 mm) cord. Compatible with electrical / communication modules LGC-PC2P or LGC-DPC4P. Black. Must be used with the adaptors provided with selected accessories plates or modules. Field installed. The transformer is UL and CUL certified.</i>			
	1 x 1 x 1 3/16	26 x 26 x 30	<b>LGC-USB</b>	<b>189</b>

<b>USB-C charging connector</b>	<i>USB-C connection for USB-powered devices and for charging mobile electronic devices. 60W power. Cannot be used for data transfer. 72" L (1829 mm) cable with plug. Must be used with the adapters supplied with the selected accessories, plates or modules. Black or white. Field installation.</i>			
	1 x 1 x 1 3/16	26 x 26 x 21	<b>LGC-USBC60</b>	<b>501</b>
	<b>Specify accent color (K, W).</b>			

# TECHNICAL PERFORMANCES

## THERMOFUSED LAMINATE (TFL):

- Depending on the furniture collection, Lacasse casegoods have TFL surfaces and side panels made of particleboard panels of 1" (25,4 mm) or 1½" (38 mm) thick finished with a mar-resistant high-performance thermofused laminate (45 lbs/ft<sup>3</sup>). The particleboard panels are laminated on both sides for proper balance.
- TFL technology consists on a decorative paper impregnated with reactive melamine resins which is thermally fused to a substrate (particleboard). The heat and pressure produces a **permanent thermal bond** between the melamine resins, the decorative paper and the substrate. The bonding process results in a clear, hard and non-porous surface.
- TFL panels, unlike wood, will not gouge or dent.
- Delamination is not possible, due to the manufacturing process.
- TFL panels carry a 25-year warranty.

## HIGH-PRESSURE LAMINATE (HPL):

- Certain collections are also available with HPL surfaces made of 1¼" (27 mm) or 1⅝" (40 mm) thick particleboard finished with high-pressure laminate (laminate plus a ⅛" (0,8 mm) black backing).
- HPL technology consists of multiple layers of Kraft paper saturated with phenolic resin, a decorative layer of paper saturated with melamine resin, and a very thin top sheet of heavily saturated melamine resin. The high-pressure laminate sheet is then glued to a substrate (particleboard).
- HPL panels offer a good wear and impact resistance.
- HPL panels carry a 5-year warranty.

# CONVERSION TABLE

## SPECIFICATIONS

Metric dimensions are exact; imperial dimensions are nominal.

Nominal	Metric	Exact imp.	Nominal	Metric	Exact imp.	Nominal	Metric	Exact imp.
6	150	5.91	36	900	35.43	66	1650	64.96
7	175	6.89	37	925	36.42	67	1675	65.94
8	200	7.87	38	950	37.4	68	1700	66.93
9	225	8.86	39	975	38.39	69	1725	67.91
10	250	9.84	40	1000	39.37	70	1750	68.9
11	275	10.83	41	1025	40.35	71	1775	69.88
12	300	11.81	42	1050	41.34	72	1800	70.87
13	325	12.8	43	1075	42.32	73	1825	71.85
14	350	13.78	44	1100	43.31	74	1850	72.83
15	375	14.76	45	1125	44.29	75	1875	73.82
16	400	15.75	46	1150	45.28	76	1900	74.8
17	425	16.73	47	1175	46.26	77	1925	75.79
18	450	17.72	48	1200	47.24	78	1950	76.77
19	475	18.7	49	1225	48.23	79	1975	77.76
20	500	19.69	50	1250	49.21	80	2000	78.74
21	525	20.67	51	1275	50.2	81	2025	79.72
22	550	21.62	52	1300	51.18	82	2050	80.71
23	575	22.64	53	1325	52.17	83	2075	81.69
24	600	23.62	54	1350	53.15	84	2100	82.68
25	625	24.61	55	1375	54.13	85	2125	83.68
26	650	25.59	56	1400	55.12	86	2150	84.65
27	675	26.57	57	1425	56.1	87	2175	85.63
28	700	27.56	58	1450	57.09	88	2200	86.61
29	725	28.54	59	1475	58.07	89	2225	87.6
30	750	29.53	60	1500	59.06	90	2250	88.58
31	775	30.51	61	1525	60.04	96	2400	94.49
32	800	31.5	62	1550	61.02	120	3000	118.11
33	825	32.48	63	1575	62.01	126	3150	124.02
34	850	33.46	64	1600	62.99	144	3600	141.73
35	875	34.45	65	1625	63.96			

# TERMS & CONDITIONS OF SALE

## 1. ORDER PLACEMENT

- a) The seller sells its products in the terms set forth in these standard terms of sale. All orders must be submitted in writing as represented by a valid purchase order, which includes the total list and net dollars. The seller reserves the right to refuse any order.
- b) Groupe Lacasse Inc. cannot be held responsible for dealer's errors, omissions and order duplication due to non-compliance with this procedure. The following information is required to process an order.

CUSTOMER INFORMATION	PRODUCT INFORMATION
Sold/Ship to address	Quantity
Purchase order number	Product numbers including options
Authorized signature	Colors and fabrics (all surfaces)
Contact name	Note: Product number overrules the written description and/or comment lines
Consignee contact name and phone	
Bid/Quote # if applicable	
Product total (list/net)	
Preferred delivery date (Specific delivery date not guaranteed)	

## 2. ORDER CHANGES

Any change to an original purchase order must be received in writing no later than 48 hours after receipt of the original order. Any change to the original order after 48 hours, if approved, will result in production rescheduling. The cost variances will have to be approved by the customer before production rescheduling. No changes allowed on QuickShip orders.

## 3. ORDER CANCELLATIONS

Cancellations must be requested in writing no later than 48 hours after receipt of the original order and are subject to approval by Groupe Lacasse Inc. Cancellations cannot be accepted otherwise. No cancellation allowed on QuickShip orders.

## 4. ORDER ACKNOWLEDGEMENT

Orders will be acknowledged to dealers by Groupe Lacasse Inc. Please refer to the acknowledgement copy to make sure it agrees with your original purchase order. When corresponding, please refer to the acknowledgement number. If you do not receive your order acknowledgement within 48 hours, please contact our customer service.

## 5. LIMITED LIFETIME WARRANTY

Groupe Lacasse Inc. warrants its products to be free from defects in material and workmanship for as long as the original purchaser owns it; proof of purchase from Groupe Lacasse Inc. being the only official document accepted by Groupe Lacasse Inc. for any claim. This warranty is subject to the limitations, exclusions and other provisions below:

- Twenty-five years: High-performance thermofused laminate.
- Twenty years: Drawer slides.
- Ten years: Standard key locks and electrical systems.
- Five years: High-pressure laminate, electric height adjustable mechanisms for work surfaces, casters, fabrics, PVC extrusions, legs and wood components, and other accessories.
- One year: Electronic locks, electrical modules and related components/accessories.
- Exclusions: C.O.M./C.O.V. upholstery, light bulbs and ballasts are not covered by this warranty.

This warranty is made by Groupe Lacasse Inc. only to purchasers acquiring the product directly from Groupe Lacasse Inc., its authorized dealers, or others who are specifically authorized by Groupe Lacasse Inc. to sell such products. Shipping and labour are not covered by the warranty. The purchaser's remedy is limited to repair or replacement, at Groupe Lacasse's option, of products which when used normally, prove to be defective within the period stated. This warranty does not apply to any product which must be replaced because of normal wear and tear, negligence, abuse or accident or which has been modified by someone other than Groupe Lacasse Inc. or its authorized dealers. The remedy stated herein are expressly agreed to be exclusive as a condition of sale. Groupe Lacasse Inc.'s liability with respect to its products or installation services should not exceed that expressly set forth above. Under no circumstances shall Groupe Lacasse Inc. be liable for accidental or consequential damages. Specials may be subject to a limited warranty.

## 6. PRICES

All prices listed are suggested retail prices, F.O.B. our factory, St-Pie, Quebec, Canada. Accepted orders are subject to prices and taxes prevailing at the time of shipment. Prices and taxes are subject to change without notice. If shipping date requested is more than 90 days from date of order, Groupe Lacasse Inc. shall have the right to use the published list prices effective at the time of shipment. Prices shown in price book have priority over electronic catalog contents.

## 7. TERMS (UPON ACCEPTANCE FROM OUR CREDIT DEPARTMENT)

Net 30 days from date of invoice. Any product sold shall remain the property of Groupe Lacasse Inc. and shall remain the seller's property until paid for. The buyer agrees to perform all acts which may be necessary to protect and assure retention of title to such products by Groupe Lacasse Inc. until such time as goods have been paid for in full. No sales within a one-year period will automatically lead to the account's closure.

## 8. QUOTATIONS

Quotations are valid for a period of ninety (90) days unless otherwise specified on the quote.

## 9. CHANGES

All illustrations, specifications and prices in this book are based on the latest product information available at the time of publication. The right is reserved to make changes, at any time and without prior notice, to prices, colors, materials, specifications and models offered.

## 10. PACKING AND SHIPPING

Packaging consists of polyethylene and protectors or separate cartons, depending on method of shipment.

## 11. DELIVERY

The scheduled delivery week is specified on our acknowledgment. Groupe Lacasse is not liable for delay or failure to deliver goods due to causes beyond its control (such as a casualty, an act of god, a labor dispute, or an accident; the inability to obtain the necessary labor, material or transportation; or any change requested by the customer). Under these circumstances, the ship date will be extended to compensate for the delay as determined by the Seller.

Groupe Lacasse will accept, upon prior approval by Logistics and Customer Service departments, to make installation job site deliveries for a minimum of one half of a full truckload (1,200 cubic feet/33.98 m<sup>3</sup>); however, and in all cases, an unloading dock must be available to accommodate 53 ft. (16.15 m) trailers and the address is also subject to approval. Unloading at destination is the sole responsibility of the purchaser. No waiting time will be possible; however, and if any is incurred, it will be recharged to the purchaser.

Under no circumstance will Groupe Lacasse deliver goods in a residential area.

## Surcharge

Time sensitive deliveries (weekend deliveries, night, etc.) that require expedited carrier service will result in additional charges that will be passed onto the consignee (dealer). Liftgates: Our standard carriers do not have liftgates. Requests for liftgates can often be accommodated but will result in extra fees and they must be made at least 2 weeks in advance.

## 12. SHIPPING WEIGHTS AND VOLUMES

Shipping weights and volumes are available on the Groupe Lacasse website and may vary due to the constantly improving methods of packaging.

## 13. ROUTING

Unless otherwise specified by the buyer and agreed to by Groupe Lacasse, the latter reserves the right to select the route, method of shipment and carrier. Customer requests for special carrier, method of shipment and/or routing will be shipped freight collect.

## 14. FREIGHT CLAIMS

All FCA destination claims will be handled and filed by the Seller. In order to expedite any credit due, your help and assistance is required. Please adhere to the following guidelines:

The merchandise is carefully packed and thoroughly inspected before leaving the warehouse. Responsibility for its safe delivery is assumed by the carrier upon acceptance of the shipment. Claims for loss or damage sustained in transit must therefore be made to Groupe Lacasse as follows:

### 1) Concealed loss or damage

Concealed loss or damage means loss or damage that does not become apparent until the merchandise has been unpacked. The contents may be damaged in transit due to rough handling even though the carton may not show external damage. When damage is discovered upon unpacking, a written request within 15 days of the delivery date must be made. No disposition will be taken until approved from the manufacturer.

**IMPORTANT:** Groupe Lacasse's policy in concealed damage is to replace the part or complete product if necessary at no charge to the dealer. However, it is the responsibility of the dealer to provide installation of the replaced part or complete product. Therefore, no labor fees will be accepted on concealed damages.

### 2) Visible damage or shortage

Any external evidence of damage or shortage must be noted on the freight bill or express receipts and signed by the carrier's agent. Failure to adequately describe such external evidence of damage or shortage may result in refusing to honor a damage claim. Claims must be submitted within 5 business days of reception of the merchandise.

## 15. RETURNS


Absolutely no returns will be accepted on any standard and non-standard products.

## 16. STORAGE

In the event the purchaser requests the postponement of a shipment beyond the scheduled shipping week after the goods have become work in process, or are ready to be shipped, Groupe Lacasse can make arrangements to store the goods but at the purchaser's risk and expense. Such transfer to storage shall be deemed delivery to purchaser for all purposes including invoicing and payment.

## 17. GOVERNING LAW

This contract shall be construed and governed in accordance with the laws of the province of Quebec, Canada.



## Office Furniture Solutions

Founded in 1956, Groupe Lacasse is a North American leader in the design, manufacture and service of a broad range of high-quality furniture products for all types of work environments. We have the experience, expertise and capability to deliver incomparable design, exceptional quality, optimum service and outstanding value in Office Furniture Solutions.



1-888-522-2773  
[www.groupelacasse.com](http://www.groupelacasse.com)



Lacasse products have achieved GREENGUARD GOLD Certification.

GREENGUARD Certified products are certified to GREENGUARD standards for low chemical emissions into indoor air during product usage. For more information, visit [ul.com/gg](http://ul.com/gg).

**LACASSE**

Office Furniture Solutions



C.I.T.É. > Price Book > Canada > February 2024



**Canadian Federal Government  
Supply Arrangement (SA)  
E60PQ-140003/033/PQ  
Furniture for Work Spaces**



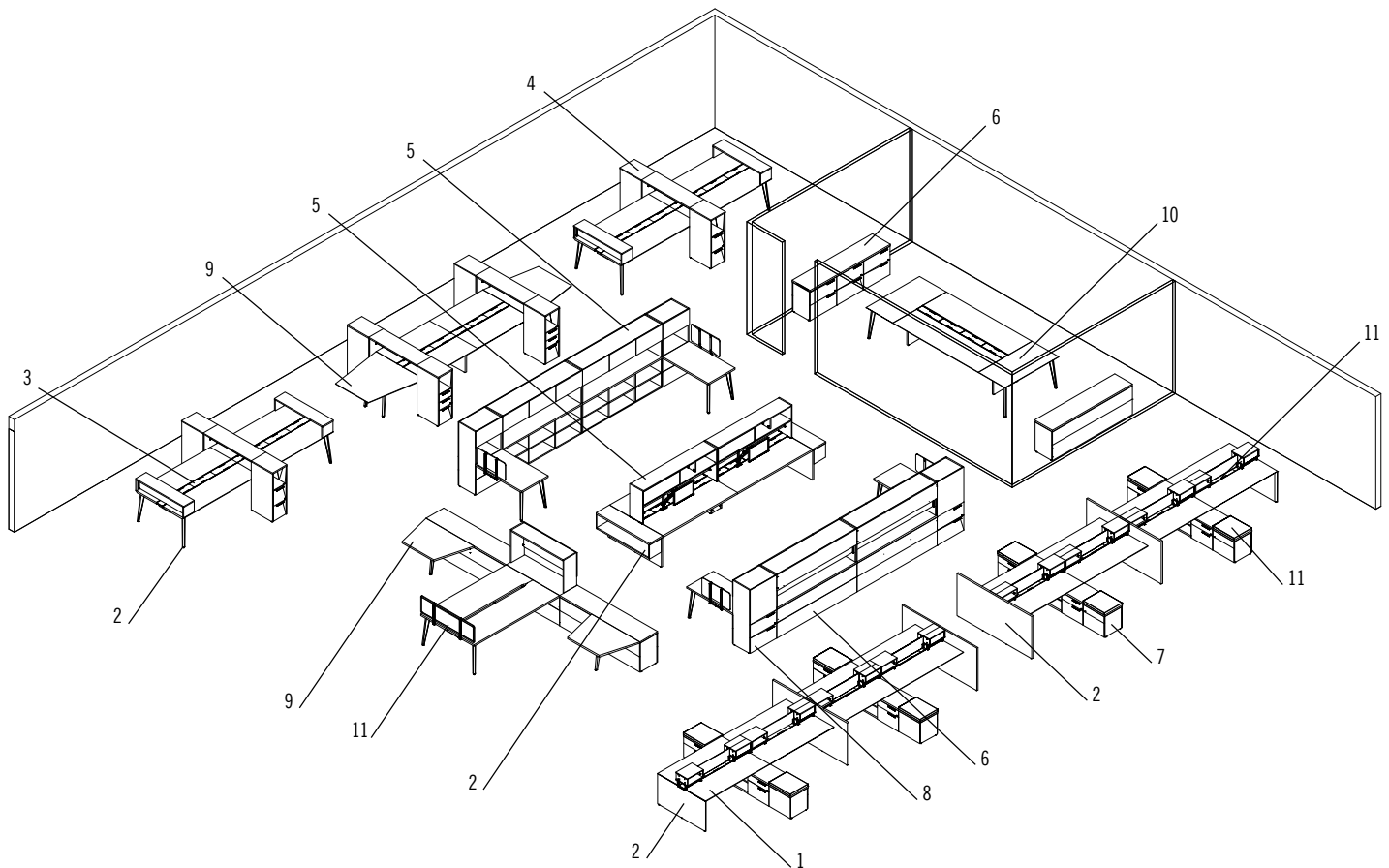
Best of NeoCon Gold Award Winner – Furniture Systems Category – June 2010

Best of NeoCon Gold Award Winner – Furniture Systems Enhancements Category – June 2015



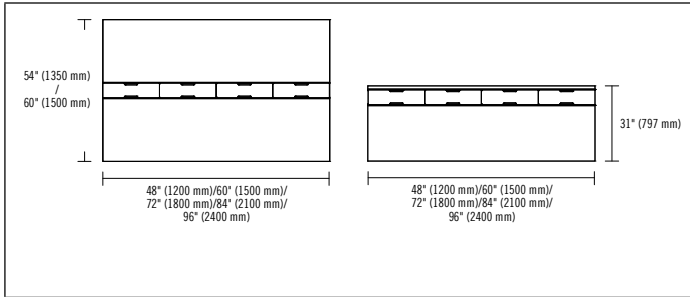
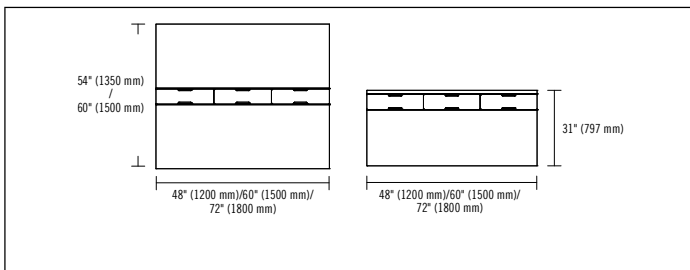
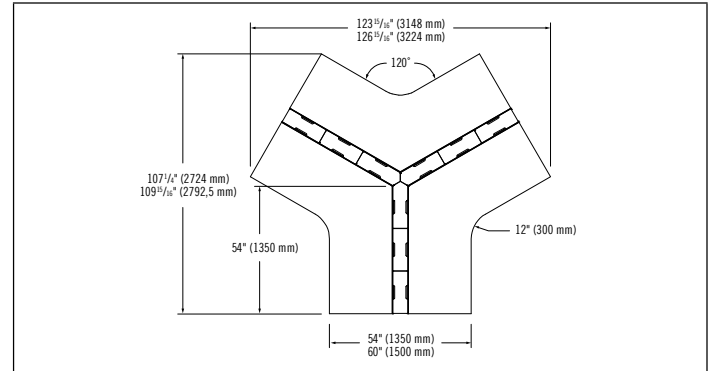
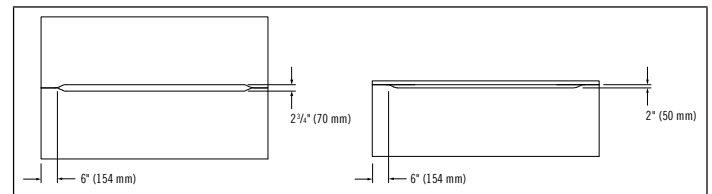
## TABLE OF CONTENTS

<b>SURFACES: / SINGLE-SIDED, DOUBLE-SIDED, 120° / WITH OR WITHOUT RACEWAY ...</b>	<b>3</b>	<b>ELECTRICITY .....</b>	<b>9</b>
<b>STORAGE MODULES: / HUTCHES / BOOKCASES / RAILS .....</b>	<b>6</b>	<b>EDGEBANDING .....</b>	<b>11</b>
<b>BASES: / LATERAL / CENTER .....</b>	<b>7</b>	<b>C.I.T.É. FURNITURE SYSTEM .....</b>	<b>12</b>
<b>STORAGE BASE MODULES: / LATERAL / CENTER .....</b>	<b>8</b>	<b>SUGGESTIONS .....</b>	<b>29</b>
<b>ACCESSORIES: / PRIVACY, LATERAL AND SPACE END SCREENS / CUSHIONS .....</b>	<b>9</b>		



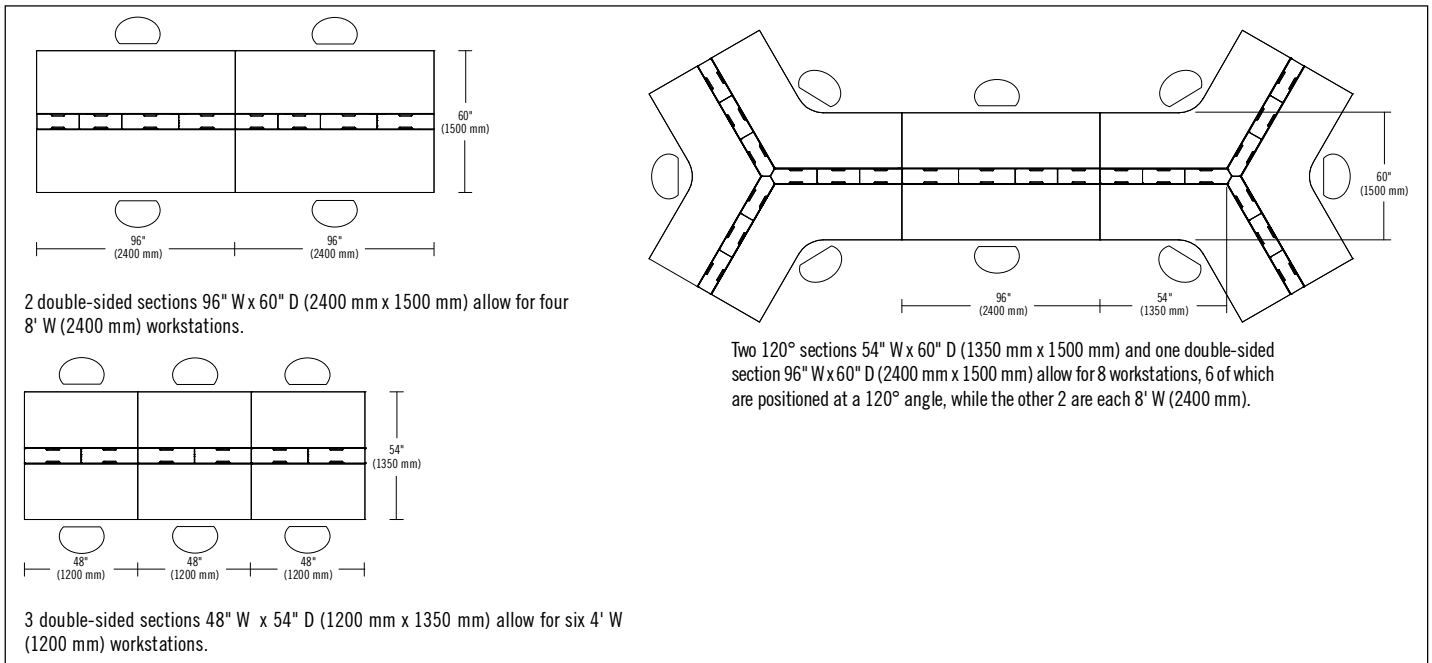
C.I.T.É. is an office furniture system designed to facilitate collaboration and interaction between users in a teamwork environment. The system offers tremendous flexibility in creating open-plan workstations while also meeting the privacy needs of individual users.

- 1 1/2"-thick (38 mm) surface with smooth edgbanding or knife-edge, and 1"-thick (25 mm) surface with smooth edgbanding.
- 2 Bases available in metal, laminate, laminate with acrylic insert and, in certain models, integrated storage modules.
- 3 Wire management raceways with translucent acrylic (T) covers.
- 4 Storage base modules can support surfaces and serve as divider panels to ensure privacy between users.
- 5 Hutches are available in 3 different versions, respectively compatible with single-sided surfaces, double-sided surfaces, and 29"-tall (757 mm) storage modules.
- 6 Storage modules 29" (757 mm) tall, for individual or shared use, offered in several combinations of utility drawers, filing drawers and open compartments.
- 7 Storage modules 21" (561 mm) tall, for individual or shared use, offered in several combinations of utility drawers, filing drawers and open compartments.
- 8 Return surfaces and return surfaces combined with storage modules are compatible with mobile pedestals, modesty panels and end screens.
- 9 Trapezoidal extension surfaces, compatible with double-sided surfaces and storage bases, enable the creation of collaborative work spaces.
- 10 Rectangular extension surfaces, compatible with double-sided surfaces, enable the creation of workstations or collaborative work spaces.
- 11 A range of accessories, such as end screens, divider panels, storage modules, accessory rails, surface electrical modules and cushions for 21"-tall (561 mm) storage modules.

**SURFACES: / SINGLE-SIDED - DOUBLE-SIDED - 120°, EXTENSION SURFACES AND RETURN SURFACES**
**SINGLE-SIDED, DOUBLE-SIDED, 120°, WITH OR WITHOUT RACEWAY**
**Rectangular surfaces, 1½" (38 mm)**

**Rectangular surfaces, 1" (25 mm)**

**120° surfaces, 1½" or 1" (38 mm or 25 mm)**

**Surfaces without raceway, 1½" or 1" (38 mm or 25 mm)**

**SINGLE-SIDED, DOUBLE-SIDED OR 120° SURFACES, WITH OR WITHOUT RACEWAY**

- Wire management raceways come with acrylic covers.
- Surface usages: For double-sided surfaces, it is allowed to join 2 sections (16' max.) together when the center base is LBD1212 and up to 3 sections (24' max.) if the center base is LCD2828. There are no restrictions on length or number of sections when other center bases are used. For single surfaces, it is allowed to join 2 sections (16' max.) together.

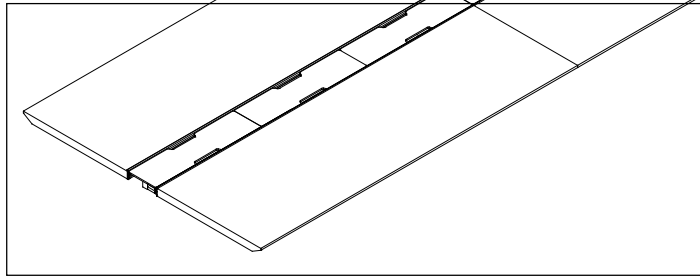
- Surfaces that include a wire management raceway are equipped with communication plates: 2 for double-sided surfaces, 1 for single-sided surfaces, and 3 for 120° surfaces.
- Surfaces without a raceway are available when projected use does not require the integration of an electrical management system into the surface. This can result in more competitively priced workstations.
- Additional plates (LGC-COM) may be ordered.

**Examples of workstations:**


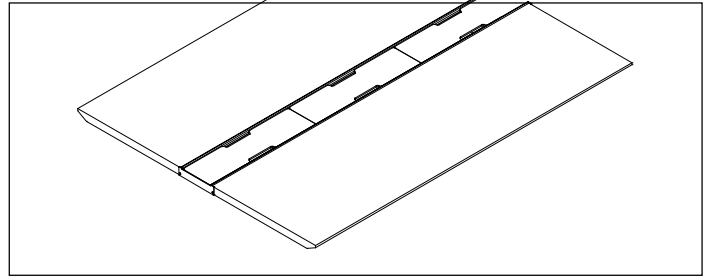


**SURFACES WITH KNIFE-EDGE:**

Continuous knife-edge for connecting two surfaces:

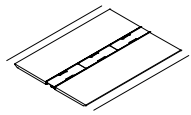


Flat edgebanding along surface edges:

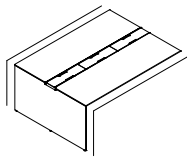


**LOCATION OF KNIFE-EDGE DETAILING:**

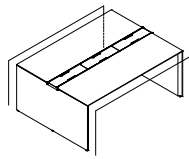
**Double-sided surfaces:**



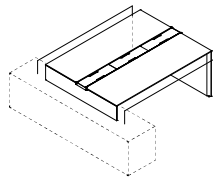
C\_KNS-RCD\_\_\_\_\_



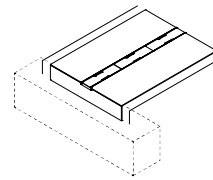
C\_KNS-RCD\_\_\_\_\_RA



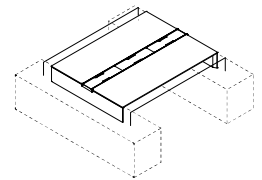
C\_KNS-RCD\_\_\_\_\_A



C\_KNS-RCD\_\_\_\_\_B

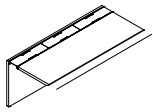


C\_KNS-RCD\_\_\_\_\_RC

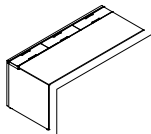


C\_KNS-RCD\_\_\_\_\_C

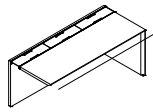
**Single-sided surfaces:**



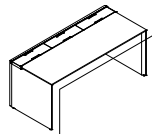
C\_KNS-RCS\_\_\_\_\_



C\_KNS-RCS\_\_\_\_\_RAL

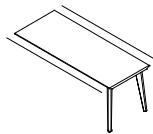


C\_KNS-RCS\_\_\_\_\_RAR

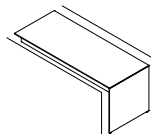


C\_KNS-RCS\_\_\_\_\_A

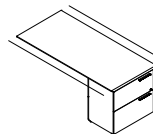
**Return surfaces:**



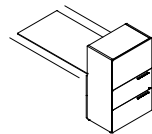
C\_KN-R\_\_\_\_\_A



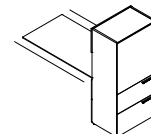
C\_KNN-R\_\_\_\_\_S



C\_K\_-R\_\_\_\_\_ELUF  
C\_K\_-R\_\_\_\_\_ELF  
C\_K\_-R\_\_\_\_\_UF

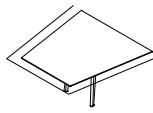


C\_K\_-R\_\_\_\_\_48ELUF  
C\_K\_-R\_\_\_\_\_48ELF  
C\_K\_-R\_\_\_\_\_48UF

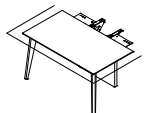


C\_K\_-R\_\_\_\_\_61ELUF  
C\_K\_-R\_\_\_\_\_61ELF  
C\_K\_-R\_\_\_\_\_61UF

**Extension surfaces:**



C\_KN-CEA\_\_\_\_\_

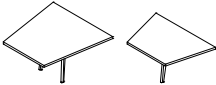
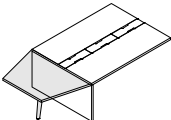
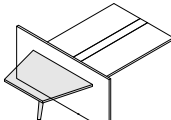
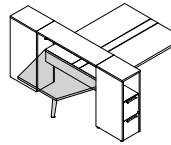
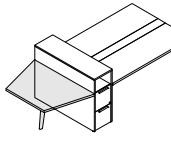
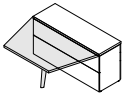

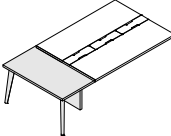


C\_KN-CE\_\_\_\_\_

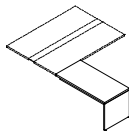
Surfaces with knife-edge are compatible with all bases. Laminate bases with knife-edge are available with integrated surfaces that also have knife-edge (e.g.: C\_KNS-RCD\_\_\_\_\_RA).

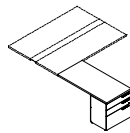
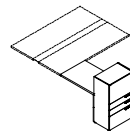
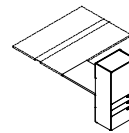
Extension surfaces enable knife-edge on all edges visible along a workstation's contour.

**EXTENSION SURFACES**

Compatibility of extension surfaces:	Surface	Center panel base	Storage center base module	Storage center base module	Credenza 29 7/8" (757 mm)
Trapezoidal extension  C_NN_CEA_____	 C_NNS-RCD_____ CNNNS-LED_____	 CNNNS-LED9042 CNNNS-LED8442	 C_N__-PRCT_48__UF C_N__-PRCT_48__EFF C_N__-PRCT_48__FM	 C_N__-CRC_41__EUF C_N__-CRC_41__EFF	 C_N__-LUF_____LUF C_N__-LF_____LF C_N_N-S_____S C_N__-_____LUF C_N__-_____LF C_N_N-_____S
Rectangular extension  C_NN_CE_____	Surface  C_NNS-RCD_____	<b>TRAPEZOIDAL AND RECTANGULAR EXTENSIONS:</b> <ul style="list-style-type: none"> <li>• Compatible with all double-sided surfaces.</li> <li>• Enable the creation of a conference table or a meeting space, at one end of a work surface.</li> <li>• Base included.</li> <li>• Trapezoidal extension surfaces are also compatible with 41"-tall (1042 mm) center panel bases for double-sided surfaces; storage center bases for double-sided surfaces; and 29"-tall (757 mm) credenzas.</li> </ul>			

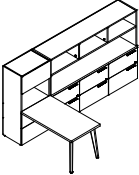
**RETURN SURFACES**
**Return surfaces**

 29 7/8" H  
(757 mm)  
C\_NN\_R\_\_\_\_\_A

 29 7/8" H  
(757 mm)  
C\_NNN-R\_\_\_\_\_S

**Combination return surface and storage module**

 29 7/8" H  
(757 mm)  
C\_N\_\_-R\_\_\_\_\_ELUF  
 C\_N\_\_-R\_\_\_\_\_ELF  
 C\_N\_\_-R\_\_\_\_\_UF

 48" H  
(1207 mm)  
C\_NN\_R\_\_\_\_\_48ELUF  
 C\_NN\_R\_\_\_\_\_48ELF  
 C\_NN\_R\_\_\_\_\_48UF

 61" H  
(1557 mm)  
C\_NN\_R\_\_\_\_\_61ELUF  
 C\_NN\_R\_\_\_\_\_61ELF  
 C\_NN\_R\_\_\_\_\_61UF

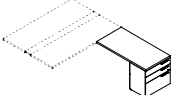
Surfaces 1 1/2"-thick (38 mm) with smooth edgebanding or knife-edge, and surfaces 1" (25 mm) thick with smooth edgebanding.

**Examples of workstations:**

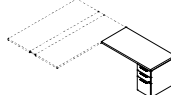


This type of return surface can be combined with 29" (757 mm) storage modules, as well as with hutches, to create 61"-tall (1557 mm) partitions for dividing an open space into several distinct areas.

- Can receive a mobile pedestal.
- C\_NNN-R\_\_\_\_\_S and C\_KNN-R\_\_\_\_\_S return surfaces integrating a laminate base are equipped with a 6"-tall (150 mm) reversible modesty panel.



DRAWERS  
OPEN AT THE END  
C\_N\_\_-R\_\_\_\_\_ELUF  
C\_N\_\_-R\_\_\_\_\_ELF



DRAWERS  
OPEN ON THE SIDE  
C\_N\_\_-R\_\_\_\_\_UF

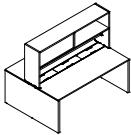



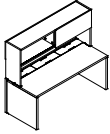



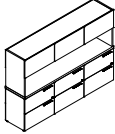
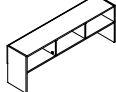
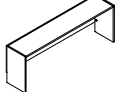
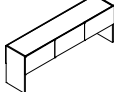
Return surfaces that combine a surface and a storage module are available with drawers located at the end of the surface, that open toward the end or onto the side.

- Return surfaces that combine a surface and a storage module are available in heights of 29" (757 mm), 48" (1207 mm) or 61" (1557 mm).



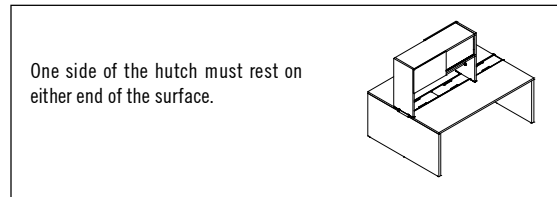
**STORAGE MODULES: / HUTCHES / BOOKCASES / RAILS**

**HUTCHES**

Hutch models	Open	Sliding door(s)	Divider	Flip-up door(s)
Double-sided surfaces 				
Single-sided surfaces 				
29 7/8" (757 mm) storage modules 				

- Mid-rise back available in translucent acrylic (T), except for divider hutches.
- A divider hutch can hold a tackboard.
- 32" (800 mm) tall.

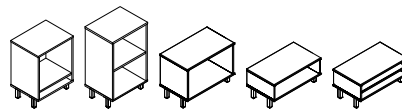
**Example of proper hutch positioning:**



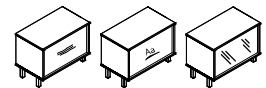
**SURFACE STORAGE MODULES**

- Made of 5/8" (16 mm) laminate. Legs made of anodized aluminum, 4" (100 mm) tall.
- Laminate back, in translucent acrylic (T) or in a whiteboard version for erasable markers. Can hold a tackboard.
- Enable a space to be divided up, and are designed to be placed above the wire management raceway.
- Height: 11" (285 mm), 18" (450 mm), 24" (610 mm) or 30" (762 mm).

**Models:**



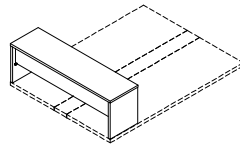
**Choice of back:**



LAMINATE WHITEBOARD ACRYLIC

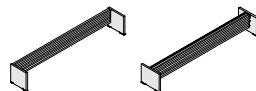
**SURFACE COUNTERS**

- Surface counter installs at the end or at the center of a double-sided surface.
- Counter height enables a space to be divided up and the creation of areas suitable for quick meetings.
- Made of 1"-thick (25 mm) laminate.
- Back made of translucent acrylic (T) held by metal ties, Silver color (ARS).
- Height: 11" (285 mm) or 18" (450 mm).



**ACCESSORY RAILS**

- Accessory rails are available in single- or double-sided versions.
- Compatible with metal accessories.
- Enable the space between two workstations to be divided up.
- Designed to be positioned above the wire management raceway.
- Made of laminate, with aluminum rail and Silver finish.
- Height: 11" (285 mm).



SINGLE-SIDED DOUBLE-SIDED

**BASES: LATERAL / CENTER**
**LATERAL BASES**

Compatibility of lateral bases:		Montréal* Metal	Chicago** Metal	New York*** Acrylic / Laminate	Panel Laminate	Storage module panel Laminate	Storage module Laminate
Double-sided surface	C_NNS-RCD_----- 	CNNN_-ABD_-- 	CNNN_-QBD_-- 	CNNNS-CBD_--- 	CNNNS-LED__28 CNNNS-LED__41 	CNNNS-LED__06 CNNNS-LED__19 	C_N_S_N-EXR__29_-- C_N_S_N-EXR__41_-- 
120° surface	C_NNS-TCAD_----- 	CNNN_-ABD_-- 	CNNN_-QBD_-- 	CNNNS-CBD_--- 	CNNNS-LED__28 	CNNNS-LED__06 	C_N_S-EXR__29_-- C_N_S-EXR__41_-- 
Single-sided surface	C_NNS-RCS_----- 	CNNN_-ABS30_-- 	CNNN_-QBS30_-- 	CNNNS-CBS_30_-- 	CNNNS-LES__28 CNNNS-LES__41 		
Return surfaces	C_NN_-R_----- 	CNNN_-AB_-- 					

**Montréal\* and Chicago\*\* metal bases:**

- Available with Silver (S) or White (W) finish.
- 1 base required for each end of a table.
- Reversible for double-sided surfaces.
- Montréal base for single-sided surfaces is available in Left (L) or Right (R) models.

**New York\*\*\* translucent acrylic base:**

- 1 1/2"-thick (38 mm) laminate contour.
- Choice of translucent acrylic insert (T).
- Also available with laminate insert.
- 5/16" (8 mm) spacers.
- 6"-wide (150 mm) laminate contour.
- 1 base required for each end of a table.
- Reversible.

**Laminate panel bases:**

- 1 1/2"-thick (38 mm) laminate panel.
- 5/16" (8 mm) spacers.
- Cantilevers included with lateral panel bases.
- 1 base required for each end of a table.
- Panel bases on storage modules must entirely rest on a 21" (561 mm) storage module.
- Reversible for double-sided surfaces.

**CENTER BASES**

Compatibility of center bases:		Wire management Laminate	Panel Laminate	Panel on storage module Laminate
Double-sided surface	C_NNS-RCD_----- 	CNNNS-LBD1212WM 	CNNNS-LCD2828 CNNNS-LCD__41 	CNNNS-LCD2806 CNNNS-LCD__19 
Single-sided surface	C_NNS-RCS_----- 	CNNNS-LBS912WM 	CNNNS-LCS1728 CNNNS-LCS4641 	

**Center bases:**

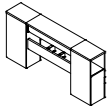
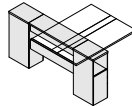
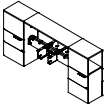
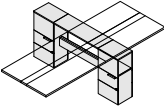

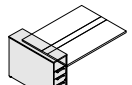

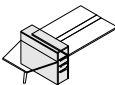
- Center panel base version with minimum 13" (330 mm) clearance on either side for legs. Cantilevers and connecting plates included.
- Wire management base in laminate; simple- or double-sided. Cantilevers included.



**STORAGE BASE MODULES: / LATERAL / CENTER / OTHER LOW STORAGE MODULES**

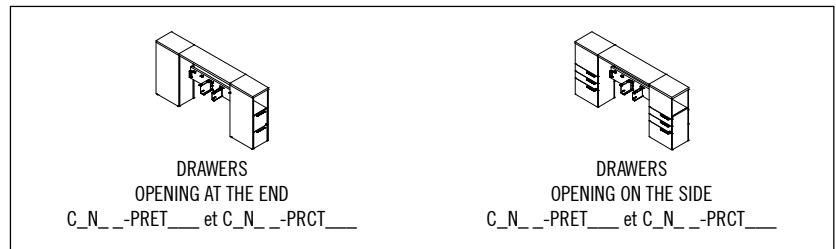
**STORAGE BASE MODULES**

**Compatibility of storage base modules:**

	Surface	2 surfaces	Surface and extension
Lateral:  C_N__-PRET____		Center :  C_N__-PRCT____	
 C_N__-CRE____		 C_N__-CRC____	

- C\_N\_\_-PRET\_\_\_\_ and C\_N\_\_-PRCT\_\_\_\_ products are available in 2 versions: with drawers opening at the end of the module or with drawers opening on the side of the module.

**Examples of workstations:**



**Specifications:**

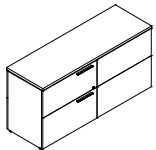
Storage bases serve to support double-sided surfaces, divide a space between users, and make possible several storage combinations. Center models are used at the junction of two surface sections, while lateral models complete a workstation at the end of a bench run.

- Mid-rise back available in translucent acrylic (T) for C\_N\_\_-PRET\_\_\_\_ and C\_N\_\_-PRCT\_\_\_\_ products.
- Cantilevers are included with all storage bases.
- Center models are also compatible with trapezoidal extension surfaces in order to create an area conducive to meetings.

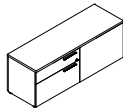
- C\_N\_\_-CRE\_\_\_\_ and C\_N\_\_-CRC\_\_\_\_ products are equipped with a wire management raceway that enables electric cables to be run from the floor to the surface.

**STORAGE MODULE**

**STORAGE UNIT 29 7/8" (757 mm) OR STORAGE UNIT 29 3/8" (745 mm):**



**Storage module 21" (561 mm) :**

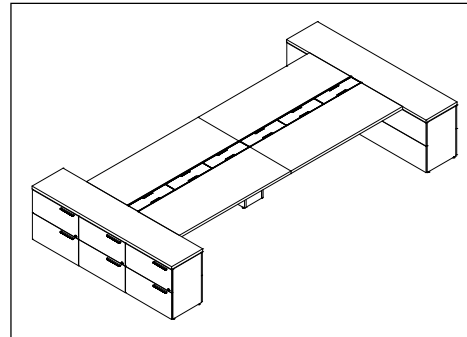


**STORAGE MODULES:**

- Top thickness: 1 1/2" (38 mm) or 1" (25 mm).
- Several drawer configurations available.
- Individual- or shared-use modules.
- Height: 21" (561 mm), 29 7/8" (757 mm) or 29 3/8" (745 mm).
- 29 7/8"- (757 mm) or 29 3/8"-tall (745 mm) storage modules may be joined to a double-sided surface, resting on the module back, using a set of surface support ties for storage modules (CNNNS-SURFCON). This set of supports must be ordered separately.

**STORAGE MODULE 29 7/8" (757 mm) OR 29 3/8" (745 mm) ATTACHED TO A DOUBLE-SIDED SURFACE, USING A SET OF SURFACE SUPPORT TIES FOR STORAGE MODULES (CNNNS-SURFCON):**

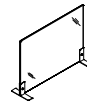
**Example of a workstation:**



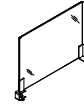
## ACCESSORIES: / PRIVACY, LATERAL AND SPACE END SCREENS / CUSHIONS

### PRIVACY AND LATERAL SCREENS

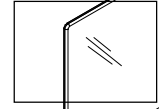
- Lateral and center dividing screens are available in 1/4"-thick (6 mm) acrylic, in 3/4"-thick (19 mm) fabric or in 1/2"-thick (12 mm) felt to establish individual work spaces.
- Choice of colors for translucent acrylic, United Chair® fabrics, and felt.
- Height: 11" (285 mm) or 18" (450 mm).



DIVIDERS



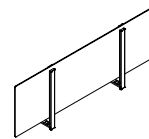
LATERAL



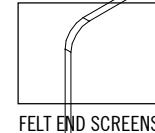
PRIVACY, LATERAL AND SPACE END SCREENS

### END SCREENS

- End dividing screens are available in 1/4"-thick (6 mm) acrylic, in 3/4"-thick (19 mm) fabric or in 1/2"-thick (12 mm) felt to establish individual work spaces, from the adjacent corridor to the surface.
- Choice of colors for translucent acrylic, United Chair® fabrics, and felt. (Refer to color chart.)
- Metallic base sold separately. Enables a felt end screen to be turned into a tackboard.
- Height: 18" (450 mm).



END

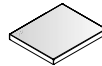


FELT END SCREENS

### ACCESSORIES: / CUSHIONS

#### CUSHIONS:

- 21"-tall (561 mm) storage modules are compatible with all cushion models, except product C\_N\_N\_N\_N-CU1518, which is reserved for mobile pedestal C\_N\_\_-MP1518F.
- 1 1/8"-thick (35 mm) foam.
- Choice of United Chair® fabrics.
- Comply with *Cal. 117* standard.

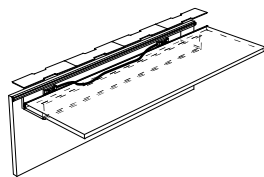


## ELECTRICITY: / CHARACTERISTICS / ELECTRICAL POWER FEED

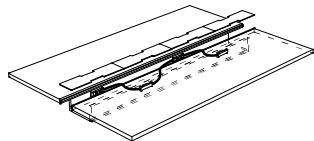
### CHARACTERISTICS OF THE ELECTRICAL SYSTEM

- 4 wires, 2 circuits, 20 Amps each.
- 13 double electric power outlets per circuit. Maximum of 26 double outlets of 15 Amps per power source.
- Easy to adapt, install and reconfigure.
- UL-classified wiring system.
- Cradle-to-cradle compliance with RoHS standard, available upon request.
- For installation in wire management raceways.
- Functions in all regions except Chicago and New York.
- Manufactured wiring systems are not authorized in Chicago or New York.
- So simple: just 4 different kits deliver electrical power to all single-sided, double-sided or 120° work surfaces.

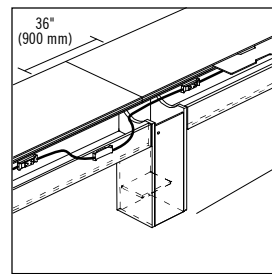
### HOW TO SPECIFY:



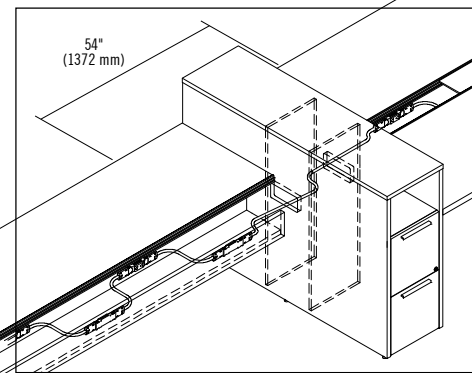
RCST3196 with LGC-4TRAC296C1



RCDT6084 with LGC-4TRAC496C2



LGC-PASS36



LGC-PASS54

#### STEP 1

Determine the number of users.

#### STEP 2

Determine each user's electrical power needs (1 or 2 double outlets per workstation meet most needs). Choose one of the 4 kits available.

Each kit must be ordered according to the surface length and the number of double outlets required.

#### STEP 3

Determine whether 1 or 2 circuits are required, and order the number of kits needed. The kits are comprised of double outlets and cables. Each kit includes the hardware required to attach the cables to the wire management raceway.

#### STEP 4

Each added surface must be connected to the adjacent surface with connecting cable LGC-PASS36, except for those arrangements where a C\_N\_\_-CRC\_\_ storage base is integrated between two surfaces; the latter must be connected with cable LGC-PASS54.

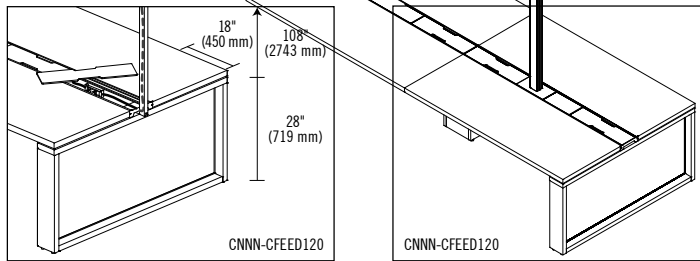




**ELECTRICAL INFEED**

There are a number of ways for bringing electrical power to surfaces, namely from a power source located in the floor, in a wall or in the ceiling.

**Infeed from ceiling:**



Power feed is plugged at one end of the piece of furniture or at any point along the top of the raceway. To this end, a 120"-tall (3000 mm) column is supplied, with the appropriate hardware.

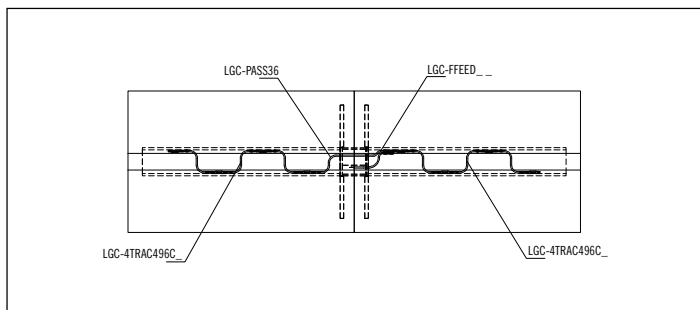
The cable is 132" (3353 mm) long, assuming the piece of furniture is 29 7/8" (757 mm) tall and that the first double power outlet is located 18" (450 mm) from the surface edge.

A contact plate may be installed along the wire management raceway's aluminum rails, and it can accommodate up to 4 connections.

Adapters are included.

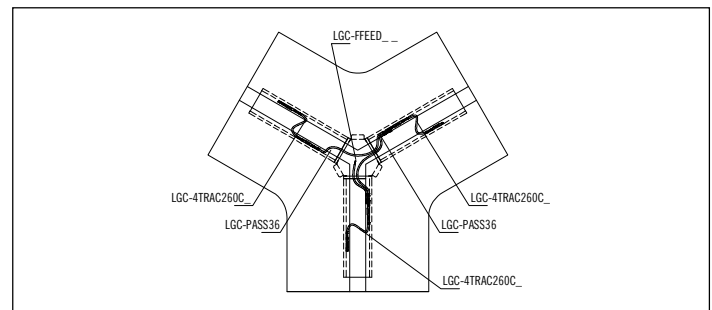
**Examples of electrical specifications:**

**Rectangular surfaces:**



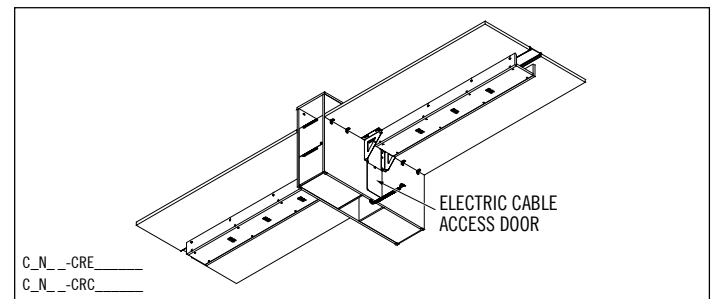
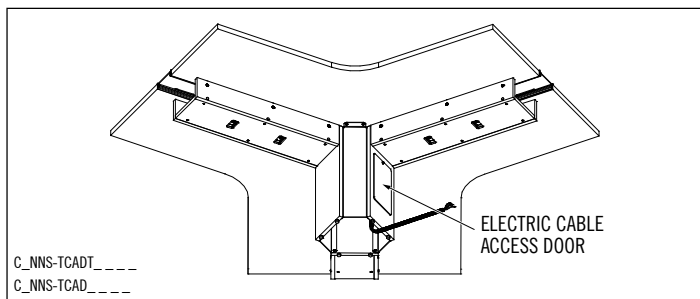
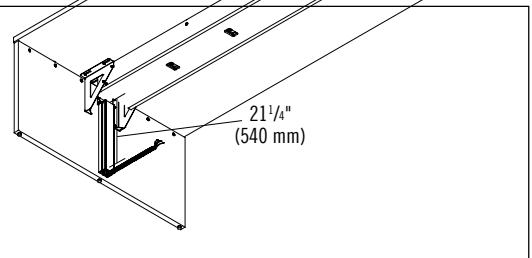
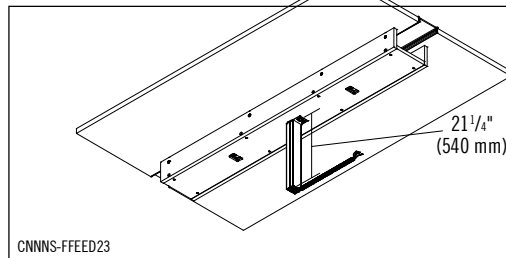
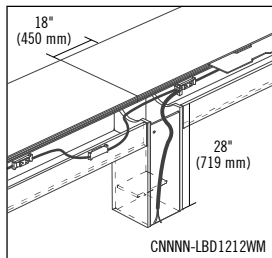
Two double-sided surfaces 60" D x 96" W (1500 mm x 2400 mm) are connected to an electric power source by the sequence of components shown in the diagram above.

**120° surfaces:**



120° surfaces 54" D x 60" W (1350 mm x 1500 mm) are connected to an electric power source by the sequence of components shown in the diagram above.

**Infeed from floor:**



The installation of the electrical feed must be carried out by a professional electrician.

Cables for floor infeed are available in lengths of 60" (1524 mm) or 72" (1829 mm), assuming the piece of furniture is 29 7/8" (757 mm) tall and that the first duplex is located 18" (450 mm) from the surface edge.

The center base with wire management raceway (C\_NNNS-LBD1212WM or C\_NNNS-LBS912WM) is equipped with a lockable door.

Power can be fed to: the end of the work surface; the center, thanks to the wire management raceway; the storage base equipped with a wire management raceway (C\_NN-CRE and C\_NN-CRC); the base of the 120° surface; or from any location beneath the raceway, using FFEEED23 products, when the power source is in the floor.

Each electrical panel can feed 2 circuits comprising a maximum of 26 double outlets (13 per circuit).

**EDGEBANDING:**

Automatically applied to the top and the sides.

**N Edge**


1" and 1½"  
(25 mm and 38 mm)  
**N edgebanding matches the finish specified for the surface.**

**K Knife Edge**


1½" (38 mm)  
**K knife-edge available (in coordinated colors) ONLY when a wood grain or Snow (SNO) finish is specified for the surface.**

**CODIFICATION**


Series	Options			
	Thickness	Edgebanding	High-Gloss accent	Accent
<b>C</b>	1 Thermofused laminate 1" (25 mm)	<b>N</b> Smooth edge	<b>W</b> High-Gloss White	<b>S</b> Silver <b>W</b> White
	2 High-pressure laminate 1" (25 mm)	<b>K</b> Knife-edge		
	5 Thermofused laminate 1½" (38 mm)			
	6 High-pressure laminate 1½" (38 mm)			

**METAL BASES:**

S – Silver or W – White



Montréal Base



Chicago Base




New York Base

**LAMINATE OR LAMINATE/  
ACRYLIC BASES:**

**SCREENS / LATERAL SCREENS:**
**Acrylic**


T – Translucent

**Felt**




Several colors available.

**Fabric**

Several fabrics available. Refer to United Chair®'s fabric swatch cards.

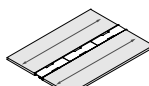
**SCREEN SUPPORTS, HANDLE, SURFACE ELECTRICAL MODULE:**

S – Silver or W – White





**Double-sided surfaces with raceway**



96" to 84"  
Packaged in 2 boxes.

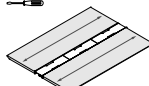
W x D x H (in)	W x D x H (mm)	Code	All Laminate (\$)	HPL Surfaces (\$)
<i>Double-sided surfaces with wire management raceway. Translucent acrylic channel covers. 2 LGC-COM included. 1 tone only.</i>				
72 x 60 x 1	1800 x 1500 x 25	C_NNS-RCDT6072	1,921	2,318
60 x 60 x 1	1500 x 1500 x 25	C_NNS-RCDT6060	1,705	2,096
48 x 60 x 1	1200 x 1500 x 25	C_NNS-RCDT6048	1,488	1,830
72 x 54 x 1	1800 x 1350 x 25	C_NNS-RCDT5472	1,891	2,234
60 x 54 x 1	1500 x 1350 x 25	C_NNS-RCDT5460	1,678	2,027
48 x 54 x 1	1200 x 1350 x 25	C_NNS-RCDT5448	1,467	1,777

Specify the surface type (1, 2).

96 x 60 x 1 1/2	2400 x 1500 x 38	C_NNS-RCDT6096	2,797	3,349
84 x 60 x 1 1/2	2100 x 1500 x 38	C_NNS-RCDT6084	2,538	3,039
72 x 60 x 1 1/2	1800 x 1500 x 38	C_NNS-RCDT6072	2,289	2,742
60 x 60 x 1 1/2	1500 x 1500 x 38	C_NNS-RCDT6060	2,059	2,469
48 x 60 x 1 1/2	1200 x 1500 x 38	C_NNS-RCDT6048	1,854	2,226
96 x 54 x 1 1/2	2400 x 1350 x 38	C_NNS-RCDT5496	2,726	3,276
84 x 54 x 1 1/2	2100 x 1350 x 38	C_NNS-RCDT5484	2,476	2,970
72 x 54 x 1 1/2	1800 x 1350 x 38	C_NNS-RCDT5472	2,234	2,675
60 x 54 x 1 1/2	1500 x 1350 x 38	C_NNS-RCDT5460	2,007	2,409
48 x 54 x 1 1/2	1200 x 1350 x 38	C_NNS-RCDT5448	1,816	2,165

Specify the surface type (5, 6).

**Double-sided surfaces with raceway and knife edge**

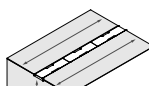


96" to 84"  
Packaged in 2 boxes.

W x D x H (in)	W x D x H (mm)	Code	All Laminate (\$)	HPL Surfaces (\$)
<i>Double-sided surfaces with wire management raceway. Knife edge. Translucent acrylic channel covers. 2 LGC-COM included. 1 tone only.</i>				
96 x 60 x 1 1/2	2400 x 1500 x 38	C_KNS-RCDT6096	3,184	3,540
84 x 60 x 1 1/2	2100 x 1500 x 38	C_KNS-RCDT6084	2,979	3,276
72 x 60 x 1 1/2	1800 x 1500 x 38	C_KNS-RCDT6072	2,713	2,962
60 x 60 x 1 1/2	1500 x 1500 x 38	C_KNS-RCDT6060	2,510	2,704
48 x 60 x 1 1/2	1200 x 1500 x 38	C_KNS-RCDT6048	2,300	2,439
96 x 54 x 1 1/2	2400 x 1350 x 38	C_KNS-RCDT5496	3,060	3,455
84 x 54 x 1 1/2	2100 x 1350 x 38	C_KNS-RCDT5484	2,863	3,212
72 x 54 x 1 1/2	1800 x 1350 x 38	C_KNS-RCDT5472	2,621	2,909
60 x 54 x 1 1/2	1500 x 1350 x 38	C_KNS-RCDT5460	2,424	2,662
48 x 54 x 1 1/2	1200 x 1350 x 38	C_KNS-RCDT5448	2,234	2,409

Specify the surface type (5, 6).

**Double-sided surfaces with raceway and knife edge**

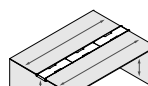


96" to 84"  
Packaged in 2 boxes.

W x D x H (in)	W x D x H (mm)	Code	All Laminate (\$)	HPL Surfaces (\$)
<i>Double-sided surfaces with wire management raceway. Knife edge. Translucent acrylic channel covers. 1 full leg with knife edge included. 2 LGC-COM included. 1 tone only.</i>				
96 x 60 x 29 1/8	2400 x 1500 x 757	C_KNS-RCDT6096RA	4,064	4,619
84 x 60 x 29 1/8	2100 x 1500 x 757	C_KNS-RCDT6084RA	3,852	4,346
72 x 60 x 29 1/8	1800 x 1500 x 757	C_KNS-RCDT6072RA	3,645	4,072
60 x 60 x 29 1/8	1500 x 1500 x 757	C_KNS-RCDT6060RA	3,441	3,798
48 x 60 x 29 1/8	1200 x 1500 x 757	C_KNS-RCDT6048RA	3,230	3,526
96 x 54 x 29 1/8	2400 x 1350 x 757	C_KNS-RCDT5496RA	3,981	4,483
84 x 54 x 29 1/8	2100 x 1350 x 757	C_KNS-RCDT5484RA	3,785	4,222
72 x 54 x 29 1/8	1800 x 1350 x 757	C_KNS-RCDT5472RA	3,580	3,966
60 x 54 x 29 1/8	1500 x 1350 x 757	C_KNS-RCDT5460RA	3,381	3,697
48 x 54 x 29 1/8	1200 x 1350 x 757	C_KNS-RCDT5448RA	3,177	3,441

Specify the surface type (5, 6).

**Double-sided surfaces with raceway and knife edge**

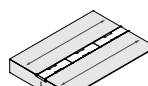


96" to 84"  
Packaged in 2 boxes.

W x D x H (in)	W x D x H (mm)	Code	All Laminate (\$)	HPL Surfaces (\$)
<i>Double-sided surfaces with wire management raceway. Knife edge. Translucent acrylic channel covers. 2 full legs with knife edge included. 2 LGC-COM included. 1 tone only.</i>				
96 x 60 x 29 1/8	2400 x 1500 x 757	C_KNS-RCDT6096A	5,144	5,713
84 x 60 x 29 1/8	2100 x 1500 x 757	C_KNS-RCDT6084A	4,946	5,449
72 x 60 x 29 1/8	1800 x 1500 x 757	C_KNS-RCDT6072A	4,757	5,189
60 x 60 x 29 1/8	1500 x 1500 x 757	C_KNS-RCDT6060A	4,557	4,930
48 x 60 x 29 1/8	1200 x 1500 x 757	C_KNS-RCDT6048A	4,360	4,664
96 x 54 x 29 1/8	2400 x 1350 x 757	C_KNS-RCDT5496A	5,028	5,537
84 x 54 x 29 1/8	2100 x 1350 x 757	C_KNS-RCDT5484A	4,847	5,296
72 x 54 x 29 1/8	1800 x 1350 x 757	C_KNS-RCDT5472A	4,658	5,046
60 x 54 x 29 1/8	1500 x 1350 x 757	C_KNS-RCDT5460A	4,467	4,803
48 x 54 x 29 1/8	1200 x 1350 x 757	C_KNS-RCDT5448A	4,278	4,551

Specify the surface type (5, 6).

**Double-sided surfaces with raceway and knife edge**

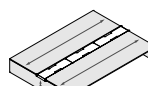


96" to 72"  
Packaged in 2 boxes.

W x D x H (in)	W x D x H (mm)	Code	All Laminate (\$)	HPL Surfaces (\$)
<i>Double-sided surfaces with wire management raceway. Knife edge. Translucent acrylic channel covers. 2 small legs with knife edge included to be supported by low storage module. 2 LGC-COM included. 1 tone only.</i>				
96 x 60 x 8	2400 x 1500 x 196	C_KNS-RCDT6096RC	3,935	4,489
84 x 60 x 8	2100 x 1500 x 196	C_KNS-RCDT6084RC	3,723	4,217
72 x 60 x 8	1800 x 1500 x 196	C_KNS-RCDT6072RC	3,517	3,943
60 x 60 x 8	1500 x 1500 x 196	C_KNS-RCDT6060RC	3,305	3,670
48 x 60 x 8	1200 x 1500 x 196	C_KNS-RCDT6048RC	3,100	3,396
96 x 54 x 8	2400 x 1350 x 196	C_KNS-RCDT5496RC	3,858	4,360
84 x 54 x 8	2100 x 1350 x 196	C_KNS-RCDT5484RC	3,661	4,101
72 x 54 x 8	1800 x 1350 x 196	C_KNS-RCDT5472RC	3,455	3,845
60 x 54 x 8	1500 x 1350 x 196	C_KNS-RCDT5460RC	3,258	3,580
48 x 54 x 8	1200 x 1350 x 196	C_KNS-RCDT5448RC	3,053	3,322

Specify the surface type (5, 6).

**Double-sided surfaces with raceway and knife edge**

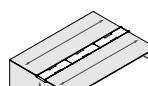


96" to 72"  
Packaged in 2 boxes.

W x D x H (in)	W x D x H (mm)	Code	All Laminate (\$)	HPL Surfaces (\$)
<i>Double-sided surfaces with wire management raceway. Knife edge. Translucent acrylic channel covers. 2 small legs with knife edge included to be supported by low storage module. 2 LGC-COM included. 1 tone only.</i>				
96 x 60 x 8	2400 x 1500 x 196	C_KNS-RCDT6096C	4,914	5,485
84 x 60 x 8	2100 x 1500 x 196	C_KNS-RCDT6084C	4,711	5,218
72 x 60 x 8	1800 x 1500 x 196	C_KNS-RCDT6072C	4,514	4,956
60 x 60 x 8	1500 x 1500 x 196	C_KNS-RCDT6060C	4,314	4,687
48 x 60 x 8	1200 x 1500 x 196	C_KNS-RCDT6048C	4,117	4,422
96 x 54 x 8	2400 x 1350 x 196	C_KNS-RCDT5496C	4,824	5,331
84 x 54 x 8	2100 x 1350 x 196	C_KNS-RCDT5484C	4,627	5,081
72 x 54 x 8	1800 x 1350 x 196	C_KNS-RCDT5472C	4,438	4,831
60 x 54 x 8	1500 x 1350 x 196	C_KNS-RCDT5460C	4,246	4,580
48 x 54 x 8	1200 x 1350 x 196	C_KNS-RCDT5448C	4,058	4,332

Specify the surface type (5, 6).

**Double-sided surfaces with raceway and knife edge**



96" to 84"  
Packaged in 2 boxes.

W x D x H (in)	W x D x H (mm)	Code	All Laminate (\$)	HPL Surfaces (\$)
<i>Double-sided surfaces with wire management raceway. Knife edge. Translucent acrylic channel covers. 1 full leg and 1 small leg with knife edge included to be supported by low storage module. 2 LGC-COM included. 1 tone only.</i>				
96 x 60 x 29 1/8	2400 x 1500 x 757	C_KNS-RCDT6096B	5,046	5,616
84 x 60 x 29 1/8	2100 x 1500 x 757	C_KNS-RCDT6084B	4,847	5,349
72 x 60 x 29 1/8	1800 x 1500 x 757	C_KNS-RCDT6072B	4,643	5,081
60 x 60 x 29 1/8	1500 x 1500 x 757	C_KNS-RCDT6060B	4,445	4,824
48 x 60 x 29 1/8	1200 x 1500 x 757	C_KNS-RCDT6048B	4,246	4,557

Place the letter S at the beginning of each item code, and specify "exact dimensions" in item description.

2-TONE LAMINATE APPLICATION: SHADED AREA CORRESPONDS TO THE FIRST CODE TO BE SPECIFIED. SECOND LAMINATE CODE WILL BE APPLIED TO THE REST OF THE PRODUCT.



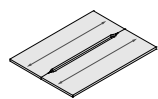
NOT PART OF THE QUICKSHIP PROGRAM



	W x D x H (in)	W x D x H (mm)	Code	All Laminate (\$)	HPL Surfaces (\$)
<b>Double-sided surfaces with raceway and knife edge (cont'd)</b>	96 x 54 x 29 <sup>7</sup> / <sub>8</sub>	2400 x 1350 x 757	<b>C_KNS-RCDT5496B</b>	4,938	5,455
	84 x 54 x 29 <sup>7</sup> / <sub>8</sub>	2100 x 1350 x 757	<b>C_KNS-RCDT5484B</b>	4,751	5,204
	72 x 54 x 29 <sup>7</sup> / <sub>8</sub>	1800 x 1350 x 757	<b>C_KNS-RCDT5472B</b>	4,557	4,956
	60 x 54 x 29 <sup>7</sup> / <sub>8</sub>	1500 x 1350 x 757	<b>C_KNS-RCDT5460B</b>	4,369	4,704
	48 x 54 x 29 <sup>7</sup> / <sub>8</sub>	1200 x 1350 x 757	<b>C_KNS-RCDT5448B</b>	4,170	4,452

Specify the surface type (5, 6).

**Double-sided surfaces without raceway** *Double-sided surfaces with 2<sup>3</sup>/<sub>4</sub>" (70 mm) space for wires between surfaces. 1 tone only.*



96" to 84"

Packaged in 2 boxes.

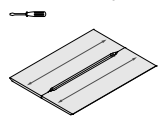
72 x 60 x 1	1800 x 1500 x 25	<b>C_NNN-RCD6072</b>	1,672	2,271
60 x 60 x 1	1500 x 1500 x 25	<b>C_NNN-RCD6060</b>	1,375	1,891
48 x 60 x 1	1200 x 1500 x 25	<b>C_NNN-RCD6048</b>	1,087	1,459
72 x 54 x 1	1800 x 1350 x 25	<b>C_NNN-RCD5472</b>	1,627	2,173
60 x 54 x 1	1500 x 1350 x 25	<b>C_NNN-RCD5460</b>	1,513	1,809
48 x 54 x 1	1200 x 1350 x 25	<b>C_NNN-RCD5448</b>	1,397	1,406

Specify the surface type (1, 2).

96 x 60 x 1 <sup>1</sup> / <sub>2</sub>	2400 x 1500 x 38	<b>C_NNN-RCD6096</b>	1,907	2,538
84 x 60 x 1 <sup>1</sup> / <sub>2</sub>	2100 x 1500 x 38	<b>C_NNN-RCD6084</b>	1,854	2,332
72 x 60 x 1 <sup>1</sup> / <sub>2</sub>	1800 x 1500 x 38	<b>C_NNN-RCD6072</b>	1,838	2,173
60 x 60 x 1 <sup>1</sup> / <sub>2</sub>	1500 x 1500 x 38	<b>C_NNN-RCD6060</b>	1,532	1,998
48 x 60 x 1 <sup>1</sup> / <sub>2</sub>	1200 x 1500 x 38	<b>C_NNN-RCD6048</b>	1,434	1,854
96 x 54 x 1 <sup>1</sup> / <sub>2</sub>	2400 x 1350 x 38	<b>C_NNN-RCD5496</b>	1,838	2,453
84 x 54 x 1 <sup>1</sup> / <sub>2</sub>	2100 x 1350 x 38	<b>C_NNN-RCD5484</b>	1,705	2,247
72 x 54 x 1 <sup>1</sup> / <sub>2</sub>	1800 x 1350 x 38	<b>C_NNN-RCD5472</b>	1,604	2,096
60 x 54 x 1 <sup>1</sup> / <sub>2</sub>	1500 x 1350 x 38	<b>C_NNN-RCD5460</b>	1,481	1,928
48 x 54 x 1 <sup>1</sup> / <sub>2</sub>	1200 x 1350 x 38	<b>C_NNN-RCD5448</b>	1,406	1,784

Specify the surface type (5, 6).

**Double-sided knife edge surfaces without raceway** *Double-sided surfaces with 2<sup>3</sup>/<sub>4</sub>" (70 mm) space for wires between surfaces. Knife edge. 1 tone only.*



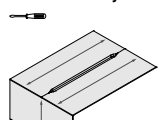
96" to 84"

Packaged in 2 boxes.

96 x 60 x 1 <sup>1</sup> / <sub>2</sub>	2400 x 1500 x 38	<b>C_KNN-RCD6096</b>	2,522	3,153
84 x 60 x 1 <sup>1</sup> / <sub>2</sub>	2100 x 1500 x 38	<b>C_KNN-RCD6084</b>	2,340	2,895
72 x 60 x 1 <sup>1</sup> / <sub>2</sub>	1800 x 1500 x 38	<b>C_KNN-RCD6072</b>	2,158	2,628
60 x 60 x 1 <sup>1</sup> / <sub>2</sub>	1500 x 1500 x 38	<b>C_KNN-RCD6060</b>	1,976	2,371
48 x 60 x 1 <sup>1</sup> / <sub>2</sub>	1200 x 1500 x 38	<b>C_KNN-RCD6048</b>	1,793	2,112
96 x 54 x 1 <sup>1</sup> / <sub>2</sub>	2400 x 1350 x 38	<b>C_KNN-RCD5496</b>	2,417	3,024
84 x 54 x 1 <sup>1</sup> / <sub>2</sub>	2100 x 1350 x 38	<b>C_KNN-RCD5484</b>	2,247	2,780
72 x 54 x 1 <sup>1</sup> / <sub>2</sub>	1800 x 1350 x 38	<b>C_KNN-RCD5472</b>	2,074	2,538
60 x 54 x 1 <sup>1</sup> / <sub>2</sub>	1500 x 1350 x 38	<b>C_KNN-RCD5460</b>	1,907	2,289
48 x 54 x 1 <sup>1</sup> / <sub>2</sub>	1200 x 1350 x 38	<b>C_KNN-RCD5448</b>	1,732	2,044

Specify the surface type (5, 6).

**Double-sided knife edge surfaces without raceway** *Double-sided surfaces with 2<sup>3</sup>/<sub>4</sub>" (70 mm) space for wires between surfaces. Knife edge. 1 full leg with knife edge included. 1 tone only.*



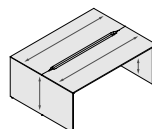
96" to 84"

Packaged in 2 boxes.

96 x 60 x 29 <sup>7</sup> / <sub>8</sub>	2400 x 1500 x 757	<b>C_KNS-RCDD6096RA</b>	3,677	4,314
84 x 60 x 29 <sup>7</sup> / <sub>8</sub>	2100 x 1500 x 757	<b>C_KNS-RCDD6084RA</b>	3,509	4,064
72 x 60 x 29 <sup>7</sup> / <sub>8</sub>	1800 x 1500 x 757	<b>C_KNS-RCDD6072RA</b>	3,336	3,804
60 x 60 x 29 <sup>7</sup> / <sub>8</sub>	1500 x 1500 x 757	<b>C_KNS-RCDD6060RA</b>	3,160	3,554
48 x 60 x 29 <sup>7</sup> / <sub>8</sub>	1200 x 1500 x 757	<b>C_KNS-RCDD6048RA</b>	2,994	3,305
96 x 54 x 29 <sup>7</sup> / <sub>8</sub>	2400 x 1350 x 757	<b>C_KNS-RCDD5496RA</b>	3,540	4,156
84 x 54 x 29 <sup>7</sup> / <sub>8</sub>	2100 x 1350 x 757	<b>C_KNS-RCDD5484RA</b>	3,375	3,920
72 x 54 x 29 <sup>7</sup> / <sub>8</sub>	1800 x 1350 x 757	<b>C_KNS-RCDD5472RA</b>	3,212	3,686
60 x 54 x 29 <sup>7</sup> / <sub>8</sub>	1500 x 1350 x 757	<b>C_KNS-RCDD5460RA</b>	3,053	3,448
48 x 54 x 29 <sup>7</sup> / <sub>8</sub>	1200 x 1350 x 757	<b>C_KNS-RCDD5448RA</b>	2,886	3,212

Specify the surface type (5, 6).

**Double-sided knife edge surfaces without raceway**



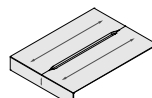
Packaged in 2 boxes.

*Double-sided surfaces with 2<sup>3</sup>/<sub>4</sub>" (70 mm) space for wires between surfaces. Knife edge. 2 full legs with knife edge included. 1 tone only.*

96 x 60 x 29 <sup>7</sup> / <sub>8</sub>	2400 x 1500 x 757	<b>C_KNS-RCDD6096A</b>	4,726	5,355
84 x 60 x 29 <sup>7</sup> / <sub>8</sub>	2100 x 1500 x 757	<b>C_KNS-RCDD6084A</b>	4,551	5,106
72 x 60 x 29 <sup>7</sup> / <sub>8</sub>	1800 x 1500 x 757	<b>C_KNS-RCDD6072A</b>	4,385	4,857
60 x 60 x 29 <sup>7</sup> / <sub>8</sub>	1500 x 1500 x 757	<b>C_KNS-RCDD6060A</b>	4,208	4,604
48 x 60 x 29 <sup>7</sup> / <sub>8</sub>	1200 x 1500 x 757	<b>C_KNS-RCDD6048A</b>	4,035	4,353
96 x 54 x 29 <sup>7</sup> / <sub>8</sub>	2400 x 1350 x 757	<b>C_KNS-RCDD5496A</b>	4,543	5,180
84 x 54 x 29 <sup>7</sup> / <sub>8</sub>	2100 x 1350 x 757	<b>C_KNS-RCDD5484A</b>	4,385	4,946
72 x 54 x 29 <sup>7</sup> / <sub>8</sub>	1800 x 1350 x 757	<b>C_KNS-RCDD5472A</b>	4,217	4,711
60 x 54 x 29 <sup>7</sup> / <sub>8</sub>	1500 x 1350 x 757	<b>C_KNS-RCDD5460A</b>	4,058	4,475
48 x 54 x 29 <sup>7</sup> / <sub>8</sub>	1200 x 1350 x 757	<b>C_KNS-RCDD5448A</b>	3,897	4,241

Specify the surface type (5, 6).

**Double-sided knife edge surfaces without raceway**



96" to 72"

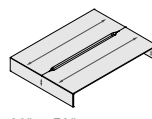
Packaged in 2 boxes.

*Double-sided surfaces with 2<sup>3</sup>/<sub>4</sub>" (70 mm) space for wires between surfaces. Knife edge. 1 small leg with knife edge included to be supported by low storage module. 1 tone only.*

96 x 60 x 8	2400 x 1500 x 196	<b>C_KNS-RCDD6096RC</b>	3,533	4,170
84 x 60 x 8	2100 x 1500 x 196	<b>C_KNS-RCDD6084RC</b>	3,363	3,914
72 x 60 x 8	1800 x 1500 x 196	<b>C_KNS-RCDD6072RC</b>	3,191	3,661
60 x 60 x 8	1500 x 1500 x 196	<b>C_KNS-RCDD6060RC</b>	3,016	3,410
48 x 60 x 8	1200 x 1500 x 196	<b>C_KNS-RCDD6048RC</b>	2,850	3,160
96 x 54 x 8	2400 x 1350 x 196	<b>C_KNS-RCDD5496RC</b>	3,403	4,027
84 x 54 x 8	2100 x 1350 x 196	<b>C_KNS-RCDD5484RC</b>	3,242	3,821
72 x 54 x 8	1800 x 1350 x 196	<b>C_KNS-RCDD5472RC</b>	3,085	3,624
60 x 54 x 8	1500 x 1350 x 196	<b>C_KNS-RCDD5460RC</b>	2,918	3,420
48 x 54 x 8	1200 x 1350 x 196	<b>C_KNS-RCDD5448RC</b>	2,756	3,212

Specify the surface type (5, 6).

**Double-sided knife edge surfaces without raceway**



96" to 72"

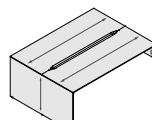
Packaged in 2 boxes.

*Double-sided surfaces with 2<sup>3</sup>/<sub>4</sub>" (70 mm) space for wires between surfaces. Knife edge. 2 small legs with knife edge included to be supported by low storage modules. 1 tone only.*

96 x 60 x 8	2400 x 1500 x 196	<b>C_KNS-RCDD6096C</b>	4,438	5,068
84 x 60 x 8	2100 x 1500 x 196	<b>C_KNS-RCDD6084C</b>	4,261	4,816
72 x 60 x 8	1800 x 1500 x 196	<b>C_KNS-RCDD6072C</b>	4,089	4,567
60 x 60 x 8	1500 x 1500 x 196	<b>C_KNS-RCDD6060C</b>	3,920	4,314
48 x 60 x 8	1200 x 1500 x 196	<b>C_KNS-RCDD6048C</b>	3,745	4,058
96 x 54 x 8	2400 x 1350 x 196	<b>C_KNS-RCDD5496C</b>	4,284	4,914
84 x 54 x 8	2100 x 1350 x 196	<b>C_KNS-RCDD5484C</b>	4,117	4,680
72 x 54 x 8	1800 x 1350 x 196	<b>C_KNS-RCDD5472C</b>	3,956	4,445
60 x 54 x 8	1500 x 1350 x 196	<b>C_KNS-RCDD5460C</b>	3,788	4,208
48 x 54 x 8	1200 x 1350 x 196	<b>C_KNS-RCDD5448C</b>	3,639	3,973

Specify the surface type (5, 6).

**Double-sided knife edge surfaces without raceway**



Packaged in 2 boxes.

*Double-sided surfaces with 2<sup>3</sup>/<sub>4</sub>" (70 mm) space for wires between surfaces. Knife edge. 1 full leg and 1 small leg with knife edge included to be supported by low storage module. 1 tone only.*

96 x 60 x 29 <sup>7</sup> / <sub>8</sub>	2400 x 1500 x 757	<b>C_KNS-RCDD6096B</b>	4,580	5,212
84 x 60 x 29 <sup>7</sup> / <sub>8</sub>	2100 x 1500 x 757	<b>C_KNS-RCDD6084B</b>	4,406	4,962
72 x 60 x 29 <sup>7</sup> / <sub>8</sub>	1800 x 1500 x 757	<b>C_KNS-RCDD6072B</b>	4,232	4,711
60 x 60 x 29 <sup>7</sup> / <sub>8</sub>	1500 x 1500 x 757	<b>C_KNS-RCDD6060B</b>	4,064	4,460
48 x 60 x 29 <sup>7</sup> / <sub>8</sub>	1200 x 1500 x 757	<b>C_KNS-RCDD6048B</b>	3,890	4,208
96 x 54 x 29 <sup>7</sup> / <sub>8</sub>	2400 x 1350 x 757	<b>C_KNS-RCDD5496B</b>	4,413	5,052
84 x 54 x 29 <sup>7</sup> / <sub>8</sub>	2100 x 1350 x 757	<b>C_KNS-RCDD5484B</b>	4,255	4,816
72 x 54 x 29 <sup>7</sup> / <sub>8</sub>	1800 x 1350 x 757	<b>C_KNS-RCDD5472B</b>	4,089	4,580
60 x 54 x 29 <sup>7</sup> / <sub>8</sub>	1500 x 1350 x 757	<b>C_KNS-RCDD5460B</b>	3,928	4,346
48 x 54 x 29 <sup>7</sup> / <sub>8</sub>	1200 x 1350 x 757	<b>C_KNS-RCDD5448B</b>	3,768	4,110

Specify the surface type (5, 6).

Place the letter S at the beginning of each item code, and specify "exact dimensions" in item description.

2-TONE LAMINATE APPLICATION: SHADED AREA CORRESPONDS TO THE FIRST CODE TO BE SPECIFIED. SECOND LAMINATE CODE WILL BE APPLIED TO THE REST OF THE PRODUCT.



NOT PART OF THE QUICKSHIP PROGRAM



ASSEMBLY REQUIRED



	W x D x H (in)	W x D x H (mm)	Code	All Laminate (\$)	HPL Surfaces (\$)
<b>120-degree surfaces with raceway</b>	<i>Surfaces with wire management raceway. Translucent acrylic channel covers. Wire management center base included. 3 LGC-COM included. 1 tone only.</i>				
	60 x 54 x 29 <sup>3</sup> / <sub>8</sub>	1500 x 1350 x 745	<b>C_NN_-TCADT5460</b>	5,204	6,600
	54 x 54 x 29 <sup>3</sup> / <sub>8</sub>	1350 x 1350 x 745	<b>C_NN_-TCADT5454</b>	5,144	6,465
	<b>Specify the surface type (1, 2). Specify accent color (S, W).</b>				
Packaged in 4 boxes.	60 x 54 x 29 <sup>3</sup> / <sub>8</sub>	1500 x 1350 x 757	<b>C_NN_-TCADT5460</b>	5,810	7,277
	54 x 54 x 29 <sup>3</sup> / <sub>8</sub>	1350 x 1350 x 757	<b>C_NN_-TCADT5454</b>	5,721	7,095
	<b>Specify the surface type (5, 6). Specify accent color (S, W).</b>				

	W x D x H (in)	W x D x H (mm)	Code	All Laminate (\$)	HPL Surfaces (\$)
<b>120-degree surfaces without raceway</b>	<i>Surfaces with 2<sup>3</sup>/<sub>4</sub>" (70 mm) space for wires between surfaces. Wire management center base included. 1 tone only.</i>				
	60 x 54 x 29 <sup>3</sup> / <sub>8</sub>	1500 x 1350 x 745	<b>C_NN_-TCAD5460</b>	3,677	5,303
	54 x 54 x 29 <sup>3</sup> / <sub>8</sub>	1350 x 1350 x 745	<b>C_NN_-TCAD5454</b>	3,633	5,198
	<b>Specify the surface type (1, 2). Specify accent color (S, W).</b>				
Packaged in 4 boxes.	60 x 54 x 29 <sup>3</sup> / <sub>8</sub>	1500 x 1350 x 757	<b>C_NN_-TCAD5460</b>	4,376	6,078
	54 x 54 x 29 <sup>3</sup> / <sub>8</sub>	1350 x 1350 x 757	<b>C_NN_-TCAD5454</b>	4,307	5,949
	<b>Specify the surface type (5, 6). Specify accent color (S, W).</b>				

	W x D x H (in)	W x D x H (mm)	Code	All Laminate (\$)	HPL Surfaces (\$)
<b>Single-sided surfaces with raceway</b>	<i>Single-sided surfaces with wire management raceway. Translucent acrylic channel covers. 1 LGC-COM included. 1 tone only.</i>				
	72 x 31 x 29 <sup>3</sup> / <sub>8</sub>	1800 x 797 x 745	<b>C_NNS-RCST3172</b>	1,505	1,809
	60 x 31 x 29 <sup>3</sup> / <sub>8</sub>	1500 x 797 x 745	<b>C_NNS-RCST3160</b>	1,368	1,664
	48 x 31 x 29 <sup>3</sup> / <sub>8</sub>	1200 x 797 x 745	<b>C_NNS-RCST3148</b>	1,238	1,527
	<b>Specify the surface type (1, 2).</b>				
96" to 84"	96 x 31 x 29 <sup>3</sup> / <sub>8</sub>	2400 x 797 x 757	<b>C_NNS-RCST3196</b>	1,869	2,247
Packaged in 2 boxes.	84 x 31 x 29 <sup>3</sup> / <sub>8</sub>	2100 x 797 x 757	<b>C_NNS-RCST3184</b>	1,678	2,007
	72 x 31 x 29 <sup>3</sup> / <sub>8</sub>	1800 x 797 x 757	<b>C_NNS-RCST3172</b>	1,541	1,847
	60 x 31 x 29 <sup>3</sup> / <sub>8</sub>	1500 x 797 x 757	<b>C_NNS-RCST3160</b>	1,415	1,692
	48 x 31 x 29 <sup>3</sup> / <sub>8</sub>	1200 x 797 x 757	<b>C_NNS-RCST3148</b>	1,292	1,551
	<b>Specify the surface type (5, 6).</b>				

	W x D x H (in)	W x D x H (mm)	Code	All Laminate (\$)	HPL Surfaces (\$)
<b>Single-sided knife edge surfaces with raceway</b>	<i>Single-sided surfaces with wire management raceway. Knife edge. Translucent acrylic channel covers. 1 LGC-COM included. 1 tone only.</i>				
	96 x 31 x 29 <sup>3</sup> / <sub>8</sub>	2400 x 797 x 757	<b>C_KNS-RCST3196</b>	2,340	2,811
	84 x 31 x 29 <sup>3</sup> / <sub>8</sub>	2100 x 797 x 757	<b>C_KNS-RCST3184</b>	2,096	2,515
	72 x 31 x 29 <sup>3</sup> / <sub>8</sub>	1800 x 797 x 757	<b>C_KNS-RCST3172</b>	1,928	2,318
	60 x 31 x 29 <sup>3</sup> / <sub>8</sub>	1500 x 797 x 757	<b>C_KNS-RCST3160</b>	1,770	2,129
	48 x 31 x 29 <sup>3</sup> / <sub>8</sub>	1200 x 797 x 757	<b>C_KNS-RCST3148</b>	1,620	1,945
	<b>Specify the surface type (5, 6).</b>				
96" to 84"					
Packaged in 2 boxes.					

	W x D x H (in)	W x D x H (mm)	Code	All Laminate (\$)	HPL Surfaces (\$)
<b>Single-sided knife edge surfaces with raceway</b>	<i>Single-sided surfaces with wire management raceway. Knife edge. Translucent acrylic channel covers. 1 full leg with knife edge included. 1 LGC-COM included. 1 tone only.</i>				
	96 x 31 x 29 <sup>3</sup> / <sub>8</sub>	2400 x 797 x 757	<b>C_KNS-RCST3196RA_</b>	2,871	3,448
	84 x 31 x 29 <sup>3</sup> / <sub>8</sub>	2100 x 797 x 757	<b>C_KNS-RCST3184RA_</b>	2,628	3,153
	72 x 31 x 29 <sup>3</sup> / <sub>8</sub>	1800 x 797 x 757	<b>C_KNS-RCST3172RA_</b>	2,463	2,956
	60 x 31 x 29 <sup>3</sup> / <sub>8</sub>	1500 x 797 x 757	<b>C_KNS-RCST3160RA_</b>	2,300	2,766
	48 x 31 x 29 <sup>3</sup> / <sub>8</sub>	1200 x 797 x 757	<b>C_KNS-RCST3148RA_</b>	2,149	2,583
	<b>Specify the surface type (5, 6). Choose left or right, add L or R at the end of the code.</b>				
96" to 72"					
Packaged in 2 boxes.					

	W x D x H (in)	W x D x H (mm)	Code	All Laminate (\$)	HPL Surfaces (\$)
<b>Single-sided knife edge surfaces with raceway</b>	<i>Single-sided surfaces with wire management raceway. Knife edge. Translucent acrylic channel covers. 2 full legs with knife edge included. 1 LGC-COM included. 1 tone only.</i>				
	96 x 31 x 29 <sup>3</sup> / <sub>8</sub>	2400 x 797 x 757	<b>C_KNS-RCST3196A</b>	3,252	3,738
	84 x 31 x 29 <sup>3</sup> / <sub>8</sub>	2100 x 797 x 757	<b>C_KNS-RCST3184A</b>	3,009	3,455
	72 x 31 x 29 <sup>3</sup> / <sub>8</sub>	1800 x 797 x 757	<b>C_KNS-RCST3172A</b>	2,842	3,266
	60 x 31 x 29 <sup>3</sup> / <sub>8</sub>	1500 x 797 x 757	<b>C_KNS-RCST3160A</b>	2,681	3,085
	48 x 31 x 29 <sup>3</sup> / <sub>8</sub>	1200 x 797 x 757	<b>C_KNS-RCST3148A</b>	2,530	2,909
	<b>Specify the surface type (5, 6).</b>				
Packaged in 2 boxes.					

	W x D x H (in)	W x D x H (mm)	Code	All Laminate (\$)	HPL Surfaces (\$)
<b>Single-sided surfaces without raceway</b>	<i>Single-sided surfaces with 2" (50 mm) space for wires on the surface. 1 tone only.</i>				
	72 x 31 x 29 <sup>3</sup> / <sub>8</sub>	1800 x 797 x 745	<b>C_NNN-RCS3172</b>	1,017	1,253
	60 x 31 x 29 <sup>3</sup> / <sub>8</sub>	1500 x 797 x 745	<b>C_NNN-RCS3160</b>	950	1,153
	48 x 31 x 29 <sup>3</sup> / <sub>8</sub>	1200 x 797 x 745	<b>C_NNN-RCS3148</b>	881	1,054
	<b>Specify the surface type (1, 2).</b>				
96" to 84"	96 x 31 x 29 <sup>3</sup> / <sub>8</sub>	2400 x 797 x 757	<b>C_NNN-RCS3196</b>	1,770	2,088
Packaged in 2 boxes.	84 x 31 x 29 <sup>3</sup> / <sub>8</sub>	2100 x 797 x 757	<b>C_NNN-RCS3184</b>	1,586	1,869
	72 x 31 x 29 <sup>3</sup> / <sub>8</sub>	1800 x 797 x 757	<b>C_NNN-RCS3172</b>	1,397	1,638
	60 x 31 x 29 <sup>3</sup> / <sub>8</sub>	1500 x 797 x 757	<b>C_NNN-RCS3160</b>	1,215	1,421
	48 x 31 x 29 <sup>3</sup> / <sub>8</sub>	1200 x 797 x 757	<b>C_NNN-RCS3148</b>	1,033	1,193
	<b>Specify the surface type (5, 6).</b>				

	W x D x H (in)	W x D x H (mm)	Code	All Laminate (\$)	HPL Surfaces (\$)
<b>Single-sided knife edge surfaces without raceway</b>	<i>Single-sided surfaces with 2" (50 mm) space for wires on the surface. Knife edge. 1 tone only.</i>				
	96 x 31 x 29 <sup>3</sup> / <sub>8</sub>	2400 x 797 x 757	<b>C_KNN-RCS3196</b>	1,945	2,247
	84 x 31 x 29 <sup>3</sup> / <sub>8</sub>	2100 x 797 x 757	<b>C_KNN-RCS3184</b>	1,770	2,036
	72 x 31 x 29 <sup>3</sup> / <sub>8</sub>	1800 x 797 x 757	<b>C_KNN-RCS3172</b>	1,586	1,822
	60 x 31 x 29 <sup>3</sup> / <sub>8</sub>	1500 x 797 x 757	<b>C_KNN-RCS3160</b>	1,434	1,611
	48 x 31 x 29 <sup>3</sup> / <sub>8</sub>	1200 x 797 x 757	<b>C_KNN-RCS3148</b>	1,262	1,397
	<b>Specify the surface type (5, 6).</b>				
96" to 84"					
Packaged in 2 boxes.					

	W x D x H (in)	W x D x H (mm)	Code	All Laminate (\$)	HPL Surfaces (\$)
<b>Single-sided knife edge surfaces without raceway</b>	<i>Single-sided surfaces with 2" (50mm) space for wires on the surface. 1 full leg with knife edge included. 1 tone only.</i>				
	96 x 31 x 29 <sup>3</sup> / <sub>8</sub>	2400 x 797 x 757	<b>C_KNS-RCS3196RA_</b>	2,569	2,918
	84 x 31 x 29 <sup>3</sup> / <sub>8</sub>	2100 x 797 x 757	<b>C_KNS-RCS3184RA_</b>	2,393	2,704
	72 x 31 x 29 <sup>3</sup> / <sub>8</sub>	1800 x 797 x 757	<b>C_KNS-RCS3172RA_</b>	2,218	2,493
	60 x 31 x 29 <sup>3</sup> / <sub>8</sub>	1500 x 797 x 757	<b>C_KNS-RCS3160RA_</b>	2,044	2,280
	48 x 31 x 29 <sup>3</sup> / <sub>8</sub>	1200 x 797 x 757	<b>C_KNS-RCS3148RA_</b>	1,869	2,064
	<b>Specify the surface type (5, 6). Choose left or right, add L or R at the end of the code.</b>				
96" to 72"					
Packaged in 2 boxes.					

	W x D x H (in)	W x D x H (mm)	Code	All Laminate (\$)	HPL Surfaces (\$)
<b>Single-sided knife edge surfaces without raceway</b>	<i>Single-sided surfaces with 2" (50 mm) space for wires on the surface. 2 full legs with knife edge included. 1 tone only.</i>				
	96 x 31 x 29 <sup>3</sup> / <sub>8</sub>	2400 x 797 x 757	<b>C_KNS-RCS3196A</b>	3,258	3,639
	84 x 31 x 29 <sup>3</sup> / <sub>8</sub>	2100 x 797 x 757	<b>C_KNS-RCS3184A</b>	3,085	3,429
	72 x 31 x 29 <sup>3</sup> / <sub>8</sub>	1800 x 797 x 757	<b>C_KNS-RCS3172A</b>	2,909	3,204
	60 x 31 x 29 <sup>3</sup> / <sub>8</sub>	1500 x 797 x 757	<b>C_KNS-RCS3160A</b>	2,735	2,994
	48 x 31 x 29 <sup>3</sup> / <sub>8</sub>	1200 x 797 x 757	<b>C_KNS-RCS3148A</b>	2,582	2,774
	<b>Specify the surface type (5, 6).</b>				
Packaged in 2 boxes.					

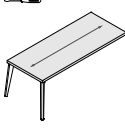
Place the letter S at the beginning of each item code, and specify "exact dimensions" in item description.

2-TONE LAMINATE APPLICATION: SHADED AREA CORRESPONDS TO THE FIRST CODE TO BE SPECIFIED. SECOND LAMINATE CODE WILL BE APPLIED TO THE REST OF THE PRODUCT.



NOT PART OF THE QUICKSHIP PROGRAM



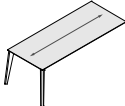
	W x D x H (in)	W x D x H (mm)	Code	All Laminate (\$)	HPL Surfaces (\$)
<b>Return surfaces</b>	<i>Rectangular return surfaces. Metal bases included.</i>				
	72 x 36 x 29 <sup>3</sup> / <sub>8</sub>	1800 x 900 x 745	C_NN_-R3672A	1,070	1,335
	60 x 36 x 29 <sup>3</sup> / <sub>8</sub>	1500 x 900 x 745	C_NN_-R3660A	1,034	1,262
	48 x 36 x 29 <sup>3</sup> / <sub>8</sub>	1200 x 900 x 745	C_NN_-R3648A	1,004	1,177
	72 x 30 x 29 <sup>3</sup> / <sub>8</sub>	1800 x 750 x 745	C_NN_-R3072A	1,034	1,262
	60 x 30 x 29 <sup>3</sup> / <sub>8</sub>	1500 x 750 x 745	C_NN_-R3060A	1,011	1,193
	48 x 30 x 29 <sup>3</sup> / <sub>8</sub>	1200 x 750 x 745	C_NN_-R3048A	981	1,124
	36 x 30 x 29 <sup>3</sup> / <sub>8</sub>	900 x 750 x 745	C_NN_-R3036A	950	1,065
	72 x 24 x 29 <sup>3</sup> / <sub>8</sub>	1800 x 600 x 745	C_NN_-R2472A	1,004	1,186
	60 x 24 x 29 <sup>3</sup> / <sub>8</sub>	1500 x 600 x 745	C_NN_-R2460A	981	1,132
	48 x 24 x 29 <sup>3</sup> / <sub>8</sub>	1200 x 600 x 745	C_NN_-R2448A	958	1,078
	36 x 24 x 29 <sup>3</sup> / <sub>8</sub>	900 x 600 x 745	C_NN_-R2436A	935	1,017

Packaged in 3 boxes.

Specify the surface type (1, 2). Specify accent color (S, W).

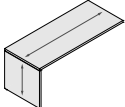
	72 x 36 x 29 <sup>3</sup> / <sub>8</sub>	1800 x 900 x 757	C_NN_-R3672A	1,193	1,467
	60 x 36 x 29 <sup>3</sup> / <sub>8</sub>	1500 x 900 x 757	C_NN_-R3660A	1,141	1,434
	48 x 36 x 29 <sup>3</sup> / <sub>8</sub>	1200 x 900 x 757	C_NN_-R3648A	1,087	1,271
	72 x 30 x 29 <sup>3</sup> / <sub>8</sub>	1800 x 750 x 757	C_NN_-R3072A	1,141	1,375
	60 x 30 x 29 <sup>3</sup> / <sub>8</sub>	1500 x 750 x 757	C_NN_-R3060A	1,094	1,368
	48 x 30 x 29 <sup>3</sup> / <sub>8</sub>	1200 x 750 x 757	C_NN_-R3048A	1,047	1,283
	36 x 30 x 29 <sup>3</sup> / <sub>8</sub>	900 x 750 x 757	C_NN_-R3036A	1,004	1,117
	72 x 24 x 29 <sup>3</sup> / <sub>8</sub>	1800 x 600 x 757	C_NN_-R2472A	1,087	1,276
	60 x 24 x 29 <sup>3</sup> / <sub>8</sub>	1500 x 600 x 757	C_NN_-R2460A	1,047	1,208
	48 x 24 x 29 <sup>3</sup> / <sub>8</sub>	1200 x 600 x 757	C_NN_-R2448A	1,011	1,141
	36 x 24 x 29 <sup>3</sup> / <sub>8</sub>	900 x 600 x 757	C_NN_-R2436A	971	1,070

Specify the surface type (5, 6). Specify accent color (S, W).

	W x D x H (in)	W x D x H (mm)	Code	All Laminate (\$)	HPL Surfaces (\$)
<b>Return surfaces, knife edge</b>	<i>Rectangular return surfaces. Knife edge. Metal bases included.</i>				
	72 x 36 x 29 <sup>3</sup> / <sub>8</sub>	1800 x 900 x 757	C_KN_-R3672A	1,397	1,710
	60 x 36 x 29 <sup>3</sup> / <sub>8</sub>	1500 x 900 x 757	C_KN_-R3660A	1,354	1,620
	48 x 36 x 29 <sup>3</sup> / <sub>8</sub>	1200 x 900 x 757	C_KN_-R3648A	1,299	1,520
	72 x 30 x 29 <sup>3</sup> / <sub>8</sub>	1800 x 750 x 757	C_KN_-R3072A	1,354	1,551
	60 x 30 x 29 <sup>3</sup> / <sub>8</sub>	1500 x 750 x 757	C_KN_-R3060A	1,307	1,467
	48 x 30 x 29 <sup>3</sup> / <sub>8</sub>	1200 x 750 x 757	C_KN_-R3048A	1,271	1,421
	36 x 30 x 29 <sup>3</sup> / <sub>8</sub>	900 x 750 x 757	C_KN_-R3036A	1,224	1,368
	72 x 24 x 29 <sup>3</sup> / <sub>8</sub>	1800 x 600 x 757	C_KN_-R2472A	1,307	1,520
	60 x 24 x 29 <sup>3</sup> / <sub>8</sub>	1500 x 600 x 757	C_KN_-R2460A	1,271	1,459
	48 x 24 x 29 <sup>3</sup> / <sub>8</sub>	1200 x 600 x 757	C_KN_-R2448A	1,229	1,390
	36 x 24 x 29 <sup>3</sup> / <sub>8</sub>	900 x 600 x 757	C_KN_-R2436A	1,200	1,322

Packaged in 3 boxes.

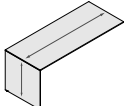
Specify the surface type (5, 6). Specify accent color (S, W).

	W x D x H (in)	W x D x H (mm)	Code	All Laminate (\$)	HPL Surfaces (\$)
<b>Return surfaces</b>	<i>Rectangular return surfaces. 6" small back. 1 full 1<sup>1</sup>/<sub>2</sub>" (38 mm) leg included. Reversible. Can accommodate 1 mobile pedestal C_NNN_-MP1518F.</i>				
	72 x 36 x 29 <sup>3</sup> / <sub>8</sub>	1800 x 900 x 745	C_NNN_-R3672S	881	1,208
	60 x 36 x 29 <sup>3</sup> / <sub>8</sub>	1500 x 900 x 745	C_NNN_-R3660S	837	1,111
	48 x 36 x 29 <sup>3</sup> / <sub>8</sub>	1200 x 900 x 745	C_NNN_-R3648S	780	1,004
	72 x 30 x 29 <sup>3</sup> / <sub>8</sub>	1800 x 750 x 745	C_NNN_-R3072S	828	1,101
	60 x 30 x 29 <sup>3</sup> / <sub>8</sub>	1500 x 750 x 745	C_NNN_-R3060S	780	1,011
	48 x 30 x 29 <sup>3</sup> / <sub>8</sub>	1200 x 750 x 745	C_NNN_-R3048S	737	918
	36 x 30 x 29 <sup>3</sup> / <sub>8</sub>	900 x 750 x 745	C_NNN_-R3036S	692	837
	72 x 24 x 29 <sup>3</sup> / <sub>8</sub>	1800 x 600 x 745	C_NNN_-R2472S	768	989
	60 x 24 x 29 <sup>3</sup> / <sub>8</sub>	1500 x 600 x 745	C_NNN_-R2460S	729	918
	48 x 24 x 29 <sup>3</sup> / <sub>8</sub>	1200 x 600 x 745	C_NNN_-R2448S	692	844
	36 x 24 x 29 <sup>3</sup> / <sub>8</sub>	900 x 600 x 745	C_NNN_-R2436S	646	768

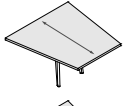
Specify the surface type (1, 2).

	W x D x H (in)	W x D x H (mm)	Code	All Laminate (\$)	HPL Surfaces (\$)
<b>Return surfaces (cont'd)</b>	<i>Rectangular return surfaces. 6" (150 mm) small back. Knife edge. 1 full leg included. Reversible. Can accommodate 1 mobile pedestal C_NNN_-MP1518F. 1 tone only.</i>				
	72 x 36 x 29 <sup>3</sup> / <sub>8</sub>	1800 x 900 x 757	C_NNN_-R3672S	981	1,238
	60 x 36 x 29 <sup>3</sup> / <sub>8</sub>	1500 x 900 x 757	C_NNN_-R3660S	889	1,124
	48 x 36 x 29 <sup>3</sup> / <sub>8</sub>	1200 x 900 x 757	C_NNN_-R3648S	791	995
	72 x 30 x 29 <sup>3</sup> / <sub>8</sub>	1800 x 750 x 757	C_NNN_-R3072S	859	1,117
	60 x 30 x 29 <sup>3</sup> / <sub>8</sub>	1500 x 750 x 757	C_NNN_-R3060S	798	1,011
	48 x 30 x 29 <sup>3</sup> / <sub>8</sub>	1200 x 750 x 757	C_NNN_-R3048S	737	905
	36 x 30 x 29 <sup>3</sup> / <sub>8</sub>	900 x 750 x 757	C_NNN_-R3036S	668	805
	72 x 24 x 29 <sup>3</sup> / <sub>8</sub>	1800 x 600 x 757	C_NNN_-R2472S	780	995
	60 x 24 x 29 <sup>3</sup> / <sub>8</sub>	1500 x 600 x 757	C_NNN_-R2460S	729	905
	48 x 24 x 29 <sup>3</sup> / <sub>8</sub>	1200 x 600 x 757	C_NNN_-R2448S	676	822
	36 x 24 x 29 <sup>3</sup> / <sub>8</sub>	900 x 600 x 757	C_NNN_-R2436S	630	729

Specify the surface type (5, 6).

	W x D x H (in)	W x D x H (mm)	Code	All Laminate (\$)	HPL Surfaces (\$)
<b>Return surfaces, knife edge</b>	<i>Rectangular return surfaces. 6" (150 mm) small back. Knife edge. 1 full leg included. Reversible. Can accommodate 1 mobile pedestal C_NNN_-MP1518F. 1 tone only.</i>				
	72 x 36 x 29 <sup>3</sup> / <sub>8</sub>	1800 x 900 x 757	C_KNN_-R3672S	1,276	1,566
	60 x 36 x 29 <sup>3</sup> / <sub>8</sub>	1500 x 900 x 757	C_KNN_-R3660S	1,208	1,452
	48 x 36 x 29 <sup>3</sup> / <sub>8</sub>	1200 x 900 x 757	C_KNN_-R3648S	1,132	1,329
	72 x 30 x 29 <sup>3</sup> / <sub>8</sub>	1800 x 750 x 757	C_KNN_-R3072S	1,193	1,445
	60 x 30 x 29 <sup>3</sup> / <sub>8</sub>	1500 x 750 x 757	C_KNN_-R3060S	1,132	1,335
	48 x 30 x 29 <sup>3</sup> / <sub>8</sub>	1200 x 750 x 757	C_KNN_-R3048S	1,070	1,229
	36 x 30 x 29 <sup>3</sup> / <sub>8</sub>	900 x 750 x 757	C_KNN_-R3036S	1,011	1,132
	72 x 24 x 29 <sup>3</sup> / <sub>8</sub>	1800 x 600 x 757	C_KNN_-R2472S	1,117	1,317
	60 x 24 x 29 <sup>3</sup> / <sub>8</sub>	1500 x 600 x 757	C_KNN_-R2460S	1,094	1,224
	48 x 24 x 29 <sup>3</sup> / <sub>8</sub>	1200 x 600 x 757	C_KNN_-R2448S	1,070	1,141
	36 x 24 x 29 <sup>3</sup> / <sub>8</sub>	900 x 600 x 757	C_KNN_-R2436S	1,054	1,111

Specify the surface type (5, 6).

	W x D x H (in)	W x D x H (mm)	Code	All Laminate (\$)	HPL Surfaces (\$)
<b>Trapezoidal extension surfaces</b>	<i>Trapezoidal extension surfaces. Must be installed at the end of a double-sided surface. Metal base included.</i>				
	60 x 54 x 29 <sup>3</sup> / <sub>8</sub>	1500 x 1350 x 745	C_NN_-CEA6054	1,299	1,620
	60 x 36 x 29 <sup>3</sup> / <sub>8</sub>	1500 x 900 x 745	C_NN_-CEA6036	859	1,070
	60 x 30 x 29 <sup>3</sup> / <sub>8</sub>	1500 x 750 x 745	C_NN_-CEA6030	828	1,004
	60 x 24 x 29 <sup>3</sup> / <sub>8</sub>	1500 x 600 x 745	C_NN_-CEA6024	798	942
	54 x 54 x 29 <sup>3</sup> / <sub>8</sub>	1350 x 1350 x 745	C_NN_-CEA5454	1,253	1,566
	54 x 36 x 29 <sup>3</sup> / <sub>8</sub>	1350 x 900 x 745	C_NN_-CEA5436	812	1,023
	54 x 30 x 29 <sup>3</sup> / <sub>8</sub>	1350 x 750 x 745	C_NN_-CEA5430	791	950
	54 x 24 x 29 <sup>3</sup> / <sub>8</sub>	1350 x 600 x 745	C_NN_-CEA5424	759	912

Packaged in 2 or 3 boxes depending on the number of legs.

Specify the surface type (1, 2). Specify accent color (S, W).

	60 x 54 x 29 <sup>3</sup> / <sub>8</sub>	1500 x 1350 x 757	C_NN_-CEA6054	1,496	1,777
	60 x 36 x 29 <sup>3</sup> / <sub>8</sub>	1500 x 900 x 757	C_NN_-CEA6036	995	1,177
	60 x 30 x 29 <sup>3</sup> / <sub>8</sub>	1500 x 750 x 757	C_NN_-CEA6030	950	1,094
	60 x 24 x 29 <sup>3</sup> / <sub>8</sub>	1500 x 600 x 757	C_NN_-CEA6024	905	1,017
	54 x 54 x 29 <sup>3</sup> / <sub>8</sub>	1350 x 1350 x 757	C_NN_-CEA5454	1,452	1,732
	54 x 36 x 29 <sup>3</sup> / <sub>8</sub>	1350 x 900 x 757	C_NN_-CEA5436	958	1,132
	54 x 30 x 29 <sup>3</sup> / <sub>8</sub>	1350 x 750 x 757	C_NN_-CEA5430	912	1,054
	54 x 24 x 29 <sup>3</sup> / <sub>8</sub>	1350 x 600 x 757	C_NN_-CEA5424	865	971

Specify the surface type (5, 6). Specify accent color (S, W).

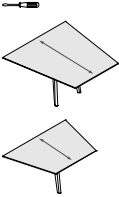
Place the letter S at the beginning of each item code, and specify "exact dimensions" in item description.

2-TONE LAMINATE APPLICATION: SHADED AREA CORRESPONDS TO THE FIRST CODE TO BE SPECIFIED. SECOND LAMINATE CODE WILL BE APPLIED TO THE REST OF THE PRODUCT.

= NOT PART OF THE QUICKSHIP PROGRAM


= ASSEMBLY REQUIRED



	W x D x H (in)	W x D x H (mm)	Code	All Laminate (\$)	HPL Surfaces (\$)
<b>Trapezoidal extension surfaces with knife edge</b>	<i>Trapezoidal extension surfaces with knife edge. Must be installed at the end of a double-sided surface. Metal base included.</i>				
	60 x 54 x 29 3/8	1500 x 1350 x 757	<b>C_KN_-CEA6054</b>	1,672	1,998
	60 x 36 x 29 3/8	1500 x 900 x 757	<b>C_KN_-CEA6036</b>	1,208	1,428
	60 x 30 x 29 3/8	1500 x 750 x 757	<b>C_KN_-CEA6030</b>	1,162	1,354
	60 x 24 x 29 3/8	1500 x 600 x 757	<b>C_KN_-CEA6024</b>	1,117	1,276
	54 x 54 x 29 3/8	1350 x 1350 x 757	<b>C_KN_-CEA5454</b>	1,627	1,953
	54 x 36 x 29 3/8	1350 x 900 x 757	<b>C_KN_-CEA5436</b>	1,162	1,343
	54 x 30 x 29 3/8	1350 x 750 x 757	<b>C_KN_-CEA5430</b>	1,124	1,271
	54 x 24 x 29 3/8	1350 x 600 x 757	<b>C_KN_-CEA5424</b>	1,078	1,201

Packaged in 2 or 3 boxes depending on the number of legs.

Specify the surface type (5, 6). Specify accent color (S, W).

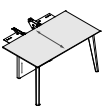
	W x D x H (in)	W x D x H (mm)	Code	All Laminate (\$)	HPL Surfaces (\$)
<b>Rectangular extension surfaces</b>	<i>Rectangular extension surfaces. Must be installed at the end of a double-sided surface. Metal base and laminate junction panel included.</i>				
	60 x 36 x 29 3/8	1500 x 900 x 745	<b>C_NN_-CE6036</b>	1,505	1,748
	60 x 30 x 29 3/8	1500 x 750 x 745	<b>C_NN_-CE6030</b>	1,481	1,685
	60 x 24 x 29 3/8	1500 x 600 x 745	<b>C_NN_-CE6024</b>	1,452	1,627
	54 x 36 x 29 3/8	1350 x 900 x 745	<b>C_NN_-CE5436</b>	1,459	1,705
	54 x 30 x 29 3/8	1350 x 750 x 745	<b>C_NN_-CE5430</b>	1,434	1,638
	54 x 24 x 29 3/8	1350 x 600 x 745	<b>C_NN_-CE5424</b>	1,415	1,596

Packaged in 3 boxes.

Specify the surface type (1, 2). Specify accent color (S, W).

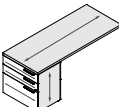
60 x 36 x 29 3/8	1500 x 900 x 757	<b>C_NN_-CE6036</b>	1,611	1,854
60 x 30 x 29 3/8	1500 x 750 x 757	<b>C_NN_-CE6030</b>	1,566	1,777
60 x 24 x 29 3/8	1500 x 600 x 757	<b>C_NN_-CE6024</b>	1,527	1,692
54 x 36 x 29 3/8	1350 x 900 x 757	<b>C_NN_-CE5436</b>	1,566	1,809
54 x 30 x 29 3/8	1350 x 750 x 757	<b>C_NN_-CE5430</b>	1,520	1,732
54 x 24 x 29 3/8	1350 x 600 x 757	<b>C_NN_-CE5424</b>	1,474	1,638

Specify the surface type (5, 6). Specify accent color (S, W).

	W x D x H (in)	W x D x H (mm)	Code	All Laminate (\$)	HPL Surfaces (\$)
<b>Rectangular extension surfaces with knife edge</b>	<i>Rectangular extension surfaces with knife edge. Must be installed at the end of a double-sided surface. Metal base and laminate junction panel included.</i>				
	60 x 36 x 29 3/8	1500 x 900 x 757	<b>C_KN_-CE6036</b>	1,876	2,118
	60 x 30 x 29 3/8	1500 x 750 x 757	<b>C_KN_-CE6030</b>	1,830	2,044
	60 x 24 x 29 3/8	1500 x 600 x 757	<b>C_KN_-CE6024</b>	1,784	1,968
	54 x 36 x 29 3/8	1350 x 900 x 757	<b>C_KN_-CE5436</b>	1,822	2,074
	54 x 30 x 29 3/8	1350 x 750 x 757	<b>C_KN_-CE5430</b>	1,777	1,988
	54 x 24 x 29 3/8	1350 x 600 x 757	<b>C_KN_-CE5424</b>	1,748	1,921

Packaged in 3 boxes.

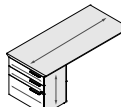
Specify the surface type (5, 6). Specify accent color (S, W).

	W x D x H (in)	W x D x H (mm)	Code	All Laminate (\$)	HPL Surfaces (\$)
<b>Return surface and storage module combos</b>	<i>2 box drawers and 1 file drawer with suspension bar. Drawers open at the end of the module. Pencil tray. Lock.</i>				
	72 x 36 x 29 3/8	1800 x 900 x 745	<b>C_N_-R3672ELUF</b>	1,928	2,194
	60 x 36 x 29 3/8	1500 x 900 x 745	<b>C_N_-R3660ELUF</b>	1,891	2,112
	48 x 36 x 29 3/8	1200 x 900 x 745	<b>C_N_-R3648ELUF</b>	1,863	2,027
	72 x 30 x 29 3/8	1800 x 750 x 745	<b>C_N_-R3072ELUF</b>	1,854	2,074
	60 x 30 x 29 3/8	1500 x 750 x 745	<b>C_N_-R3060ELUF</b>	1,822	2,013
	48 x 30 x 29 3/8	1200 x 750 x 745	<b>C_N_-R3048ELUF</b>	1,793	1,945
	72 x 24 x 29 3/8	1800 x 600 x 745	<b>C_N_-R2472ELUF</b>	1,777	1,960
	60 x 24 x 29 3/8	1500 x 600 x 745	<b>C_N_-R2460ELUF</b>	1,763	1,915
	48 x 24 x 29 3/8	1200 x 600 x 745	<b>C_N_-R2448ELUF</b>	1,738	1,863

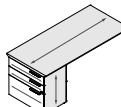
High-Gloss White finish option for drawer fronts and back (W): add \$242.

Packaged in 2 boxes.

Specify the surface type (1, 2). Specify the Gloss finish (W, N). Specify accent color (S, W).

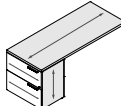
	W x D x H (in)	W x D x H (mm)	Code	All Laminate (\$)	HPL Surfaces (\$)
<b>Return surface and storage module combos (cont'd)</b>	<i>Surface with knife edge. 2 box drawers and 1 file drawer with suspension bar. Drawers open at the end of the module. Pencil tray. Lock.</i>				
	72 x 36 x 29 3/8	1800 x 900 x 757	<b>C_N_-R3672ELUF</b>	2,082	2,364
	60 x 36 x 29 3/8	1500 x 900 x 757	<b>C_N_-R3660ELUF</b>	2,021	2,264
	48 x 36 x 29 3/8	1200 x 900 x 757	<b>C_N_-R3648ELUF</b>	1,988	2,158
	72 x 30 x 29 3/8	1800 x 750 x 757	<b>C_N_-R3072ELUF</b>	1,983	2,218
	60 x 30 x 29 3/8	1500 x 750 x 757	<b>C_N_-R3060ELUF</b>	1,915	2,134
	48 x 30 x 29 3/8	1200 x 750 x 757	<b>C_N_-R3048ELUF</b>	1,847	2,053
	72 x 24 x 29 3/8	1800 x 600 x 757	<b>C_N_-R2472ELUF</b>	1,891	2,082
	60 x 24 x 29 3/8	1500 x 600 x 757	<b>C_N_-R2460ELUF</b>	1,854	2,013
	48 x 24 x 29 3/8	1200 x 600 x 757	<b>C_N_-R2448ELUF</b>	1,816	1,945

Specify the surface type (5, 6). Specify the Gloss finish (W, N). Specify accent color (S, W).

	W x D x H (in)	W x D x H (mm)	Code	All Laminate (\$)	HPL Surfaces (\$)
<b>Return surface and storage module combos with knife edge</b>	<i>Surface with knife edge. 2 box drawers and 1 file drawer with suspension bar. Drawers open at the end of the module. Pencil tray. Lock.</i>				
	72 x 34 x 29 3/8	1800 x 850 x 757	<b>C_K_-R3472ELUF</b>	2,284	2,522
	60 x 34 x 29 3/8	1500 x 850 x 757	<b>C_K_-R3460ELUF</b>	2,211	2,429
	48 x 34 x 29 3/8	1200 x 850 x 757	<b>C_K_-R3448ELUF</b>	2,158	2,332
	72 x 28 x 29 3/8	1800 x 700 x 757	<b>C_K_-R2872ELUF</b>	2,182	2,393
	60 x 28 x 29 3/8	1500 x 700 x 757	<b>C_K_-R2860ELUF</b>	2,134	2,309
	48 x 28 x 29 3/8	1200 x 700 x 757	<b>C_K_-R2848ELUF</b>	2,082	2,226

High-Gloss White finish option for drawer fronts and back (W): add \$242.

Packaged in 2 boxes.

	W x D x H (in)	W x D x H (mm)	Code	All Laminate (\$)	HPL Surfaces (\$)
<b>Return surface and storage module combos</b>	<i>2 file drawers with suspension bars. Drawers open at the end of the module. Lock.</i>				
	72 x 36 x 29 3/8	1800 x 900 x 745	<b>C_N_-R3672ELF</b>	1,586	1,863
	60 x 36 x 29 3/8	1500 x 900 x 745	<b>C_N_-R3660ELF</b>	1,559	1,777
	48 x 36 x 29 3/8	1200 x 900 x 745	<b>C_N_-R3648ELF</b>	1,520	1,705
	72 x 30 x 29 3/8	1800 x 750 x 745	<b>C_N_-R3072ELF</b>	1,596	1,816
	60 x 30 x 29 3/8	1500 x 750 x 745	<b>C_N_-R3060ELF</b>	1,566	1,758
	48 x 30 x 29 3/8	1200 x 750 x 745	<b>C_N_-R3048ELF</b>	1,532	1,685
	72 x 24 x 29 3/8	1800 x 600 x 745	<b>C_N_-R2472ELF</b>	1,532	1,716
	60 x 24 x 29 3/8	1500 x 600 x 745	<b>C_N_-R2460ELF</b>	1,513	1,664
	48 x 24 x 29 3/8	1200 x 600 x 745	<b>C_N_-R2448ELF</b>	1,488	1,611

High-Gloss White finish option for drawer fronts and back (W): add \$242.

Packaged in 2 boxes.

Specify the surface type (1, 2). Specify the Gloss finish (W, N). Specify accent color (S, W).

72 x 36 x 29 3/8	1800 x 900 x 757	<b>C_N_-R3672ELF</b>	1,802	2,088
60 x 36 x 29 3/8	1500 x 900 x 757	<b>C_N_-R3660ELF</b>	1,748	1,968
48 x 36 x 29 3/8	1200 x 900 x 757	<b>C_N_-R3648ELF</b>	1,692	1,816
72 x 30 x 29 3/8	1800 x 750 x 757	<b>C_N_-R3072ELF</b>	1,725	1,960
60 x 30 x 29 3/8	1500 x 750 x 757	<b>C_N_-R3060ELF</b>	1,678	1,876
48 x 30 x 29 3/8	1200 x 750 x 757	<b>C_N_-R3048ELF</b>	1,627	1,784
72 x 24 x 29 3/8	1800 x 600 x 757	<b>C_N_-R2472ELF</b>	1,638	1,830
60 x 24 x 29 3/8	1500 x 600 x 757	<b>C_N_-R2460ELF</b>	1,611	1,763
48 x 24 x 29 3/8	1200 x 600 x 757	<b>C_N_-R2448ELF</b>	1,566	1,692

Specify the surface type (5, 6). Specify the Gloss finish (W, N). Specify accent color (S, W).


Place the letter S at the beginning of each item code, and specify "exact dimensions" in item description.

2-TONE LAMINATE APPLICATION: SHADED AREA CORRESPONDS TO THE FIRST CODE TO BE SPECIFIED. SECOND LAMINATE CODE WILL BE APPLIED TO THE REST OF THE PRODUCT.




NOT PART OF THE QUICKSHIP PROGRAM



	W x D x H (in)	W x D x H (mm)	Code	All Laminate (\$)	HPL Surfaces (\$)
<b>Return surface and storage module combos with knife edge</b>	<i>Surface with knife edge. 2 file drawers with suspension bars. Drawers open at the end of the module. Lock.</i>				
	72 x 34 x 29 7/8	1800 x 850 x 757	C_K_-R3472ELF	2,013	2,271
	60 x 34 x 29 7/8	1500 x 850 x 757	C_K_-R3460ELF	1,960	2,173
	48 x 34 x 29 7/8	1200 x 850 x 757	C_K_-R3448ELF	1,902	2,074
	72 x 28 x 29 7/8	1800 x 700 x 757	C_K_-R2872ELF	1,936	2,149
	60 x 28 x 29 7/8	1500 x 700 x 757	C_K_-R2860ELF	1,891	2,074
	48 x 28 x 29 7/8	1200 x 700 x 757	C_K_-R2848ELF	1,838	1,983

High-Gloss White finish option for drawer fronts and back (W): add \$242.

Packaged in 2 boxes.

	W x D x H (in)	W x D x H (mm)	Code	All Laminate (\$)	HPL Surfaces (\$)
<b>Return surface and storage module combos</b>	<i>2 box drawers and 1 file drawer with suspension bar. Drawers open on the side. Pencil tray. Lock. Reversible.</i>				
	72 x 36 x 29 7/8	1800 x 900 x 745	C_N_-R3672UF	1,869	2,143
	60 x 36 x 29 7/8	1500 x 900 x 745	C_N_-R3660UF	1,838	2,064
	48 x 36 x 29 7/8	1200 x 900 x 745	C_N_-R3648UF	1,802	1,983
	72 x 30 x 29 7/8	1800 x 750 x 745	C_N_-R3072UF	1,809	2,027
	60 x 30 x 29 7/8	1500 x 750 x 745	C_N_-R3060UF	1,777	1,968
	48 x 30 x 29 7/8	1200 x 750 x 745	C_N_-R3048UF	1,748	1,902
	72 x 24 x 29 7/8	1800 x 600 x 745	C_N_-R2472UF	1,732	1,915
	60 x 24 x 29 7/8	1500 x 600 x 745	C_N_-R2460UF	1,710	1,863
	48 x 24 x 29 7/8	1200 x 600 x 745	C_N_-R2448UF	1,685	1,809


High-Gloss White finish option for drawer fronts and back (W): add \$242.

Packaged in 2 boxes.

Specify the surface type (1, 2). Specify the Gloss finish (W, N). Specify accent color (S, W).

	72 x 36 x 29 7/8	1800 x 900 x 757	C_N_-R3672UF	2,021	2,309
	60 x 36 x 29 7/8	1500 x 900 x 757	C_N_-R3660UF	1,968	2,211
	48 x 36 x 29 7/8	1200 x 900 x 757	C_N_-R3648UF	1,915	2,107
	72 x 30 x 29 7/8	1800 x 750 x 757	C_N_-R3072UF	1,936	2,173
	60 x 30 x 29 7/8	1500 x 750 x 757	C_N_-R3060UF	1,891	2,088
	48 x 30 x 29 7/8	1200 x 750 x 757	C_N_-R3048UF	1,847	2,007
	72 x 24 x 29 7/8	1800 x 600 x 757	C_N_-R2472UF	1,847	2,036
	60 x 24 x 29 7/8	1500 x 600 x 757	C_N_-R2460UF	1,809	1,968
	48 x 24 x 29 7/8	1200 x 600 x 757	C_N_-R2448UF	1,770	1,902


Specify the surface type (5, 6). Specify the Gloss finish (W, N). Specify accent color (S, W).

	W x D x H (in)	W x D x H (mm)	Code	All Laminate (\$)	HPL Surfaces (\$)
<b>Return surface and storage module combos with knife edge</b>	<i>Surface with knife edge. 2 box drawers and 1 file drawer with suspension bar. Drawers open on the side. Pencil tray. Lock. Reversible.</i>				
	72 x 34 x 29 7/8	1800 x 850 x 757	C_K_-R3472UF	2,234	2,498
	60 x 34 x 29 7/8	1500 x 850 x 757	C_K_-R3460UF	2,187	2,400
	48 x 34 x 29 7/8	1200 x 850 x 757	C_K_-R3448UF	2,129	2,300
	72 x 28 x 29 7/8	1800 x 700 x 757	C_K_-R2872UF	2,149	2,364
	60 x 28 x 29 7/8	1500 x 700 x 757	C_K_-R2860UF	2,107	2,289
	48 x 28 x 29 7/8	1200 x 700 x 757	C_K_-R2848UF	2,053	2,194

High-Gloss White finish option for drawer fronts and back (W) : add \$242.

Packaged in 2 boxes.

Specify the surface type (5, 6). Specify the Gloss finish (W, N). Specify accent color (S, W).

	W x D x H (in)	W x D x H (mm)	Code	All Laminate (\$)	HPL Surfaces (\$)
<b>Return surface and storage module combos - 48" H</b>	<i>2 box drawers and 1 file drawer with suspension bar. Drawers open at the end of the module. Bookcase above surface. Pencil tray. Lock.</i>				
	72 x 36 x 47	1800 x 900 x 1195	C_N_-R367248ELUF	2,226	2,498
	60 x 36 x 47	1500 x 900 x 1195	C_N_-R366048ELUF	2,187	2,417
	72 x 30 x 47	1800 x 750 x 1195	C_N_-R307248ELUF	2,129	2,356
	60 x 30 x 47	1500 x 750 x 1195	C_N_-R306048ELUF	2,096	2,289
	72 x 24 x 47	1800 x 600 x 1195	C_N_-R247248ELUF	2,044	2,218
	60 x 24 x 47	1500 x 600 x 1195	C_N_-R246048ELUF	2,013	2,165


High-Gloss White finish option for drawer fronts and back (W): add \$323.

Packaged in 2 boxes.

Specify the surface type (1, 2). Specify the Gloss finish (W, N). Specify accent color (S, W).

	W x D x H (in)	W x D x H (mm)	Code	All Laminate (\$)	HPL Surfaces (\$)
<b>Return surface and storage module combos - 48" H (cont'd)</b>	<i>Surface with knife edge. 2 box drawers and 1 file drawer with suspension bar. Drawers open at the end of the module. Bookcase above surface. Pencil tray. Lock.</i>				
	72 x 36 x 47 1/2	1800 x 900 x 1207	C_N_-R367248ELUF	2,387	2,675
	60 x 36 x 47 1/2	1500 x 900 x 1207	C_N_-R366048ELUF	2,332	2,574
	72 x 30 x 47 1/2	1800 x 750 x 1207	C_N_-R307248ELUF	2,271	2,515
	60 x 30 x 47 1/2	1500 x 750 x 1207	C_N_-R306048ELUF	2,226	2,424
	72 x 24 x 47 1/2	1800 x 600 x 1207	C_N_-R247248ELUF	2,165	2,356
	60 x 24 x 47 1/2	1500 x 600 x 1207	C_N_-R246048ELUF	2,118	2,289


Specify the surface type (5, 6). Specify the Gloss finish (W, N). Specify accent color (S, W).

	W x D x H (in)	W x D x H (mm)	Code	All Laminate (\$)	HPL Surfaces (\$)
<b>Return surface and storage module combos - 48" H with knife edge</b>	<i>Surface with knife edge. 2 box drawers and 1 file drawer with suspension bar. Drawers open at the end of the module. Bookcase above surface. Pencil tray. Lock.</i>				
	72 x 36 x 47 1/2	1800 x 900 x 1207	C_K_-R367248ELUF	2,583	2,856
	60 x 36 x 47 1/2	1500 x 900 x 1207	C_K_-R366048ELUF	2,522	2,751
	72 x 30 x 47 1/2	1800 x 750 x 1207	C_K_-R307248ELUF	2,469	2,697
	60 x 30 x 47 1/2	1500 x 750 x 1207	C_K_-R306048ELUF	2,424	2,615
	72 x 24 x 47 1/2	1800 x 600 x 1207	C_K_-R247248ELUF	2,364	2,550
	60 x 24 x 47 1/2	1500 x 600 x 1207	C_K_-R246048ELUF	2,325	2,476

High-Gloss White finish option for drawer fronts and back (W): add \$323.

Packaged in 2 boxes.

Specify the surface type (5, 6). Specify the Gloss finish (W, N). Specify accent color (S, W).

	W x D x H (in)	W x D x H (mm)	Code	All Laminate (\$)	HPL Surfaces (\$)
<b>Return surface and storage module combos - 48" H</b>	<i>2 file drawers with suspension bars. Drawers open at the end of the module. Bookcase above surface. Lock.</i>				
	72 x 36 x 47	1800 x 900 x 1195	C_N_-R367248ELF	2,129	2,400
	60 x 36 x 47	1500 x 900 x 1195	C_N_-R366048ELF	2,088	2,318
	72 x 30 x 47	1800 x 750 x 1195	C_N_-R307248ELF	2,027	2,257
	60 x 30 x 47	1500 x 750 x 1195	C_N_-R306048ELF	1,998	2,187
	72 x 24 x 47	1800 x 600 x 1195	C_N_-R247248ELF	1,945	2,129
	60 x 24 x 47	1500 x 600 x 1195	C_N_-R246048ELF	1,915	2,064


High-Gloss White finish option for drawer fronts and back (W): add \$323.

Packaged in 2 boxes.

Specify the surface type (1, 2). Specify the Gloss finish (W, N). Specify accent color (S, W).

	72 x 36 x 47 1/2	1800 x 900 x 1207	C_N_-R367248ELF	2,289	2,574
	60 x 36 x 47 1/2	1500 x 900 x 1207	C_N_-R366048ELF	2,234	2,469
	72 x 30 x 47 1/2	1800 x 750 x 1207	C_N_-R307248ELF	2,173	2,424
	60 x 30 x 47 1/2	1500 x 750 x 1207	C_N_-R306048ELF	2,129	2,325
	72 x 24 x 47 1/2	1800 x 600 x 1207	C_N_-R247248ELF	2,059	2,257
	60 x 24 x 47 1/2	1500 x 600 x 1207	C_N_-R246048ELF	2,021	2,182

Specify the surface type (5, 6). Specify the Gloss finish (W, N). Specify accent color (S, W).

	W x D x H (in)	W x D x H (mm)	Code	All Laminate (\$)	HPL Surfaces (\$)
<b>Return surface and storage module combos - 48" H with knife edge</b>	<i>Surface with knife edge. 2 file drawers with suspension bars. Drawers open at the end of the module. Bookcase above surface. Lock.</i>				
	72 x 36 x 47 1/2	1800 x 900 x 1207	C_K_-R367248ELF	2,485	2,756
	60 x 36 x 47 1/2	1500 x 900 x 1207	C_K_-R366048ELF	2,424	2,662
	72 x 30 x 47 1/2	1800 x 750 x 1207	C_K_-R307248ELF	2,376	2,605
	60 x 30 x 47 1/2	1500 x 750 x 1207	C_K_-R306048ELF	2,325	2,515
	72 x 24 x 47 1/2	1800 x 600 x 1207	C_K_-R247248ELF	2,271	2,453
	60 x 24 x 47 1/2	1500 x 600 x 1207	C_K_-R246048ELF	2,226	2,376

High-Gloss White finish option for drawer fronts and back (W): add \$323.

Packaged in 2 boxes.

Specify the surface type (5, 6). Specify the Gloss finish (W, N). Specify accent color (S, W).

Place the letter S at the beginning of each item code, and specify "exact dimensions" in item description.





W x D x H (in)	W x D x H (mm)	Code	All Laminate (\$)	HPL Surfaces (\$)
<b>Return surface and storage module combos – 48" H</b>				
<i>2 box drawers and 1 file drawer with suspension bar. Drawers open on the side. Bookcase above surface. Pencil tray. Lock.</i>				
72 x 36 x 47	1800 x 900 x 1195	C_N_-R367248UF_	2,294	2,550
60 x 36 x 47	1500 x 900 x 1195	C_N_-R366048UF_	2,257	2,469
72 x 30 x 47	1800 x 750 x 1195	C_N_-R307248UF_	2,204	2,424
60 x 30 x 47	1500 x 750 x 1195	C_N_-R306048UF_	2,173	2,356
72 x 24 x 47	1800 x 600 x 1195	C_N_-R247248UF_	2,118	2,289
60 x 24 x 47	1500 x 600 x 1195	C_N_-R246048UF_	2,088	2,234

Specify the surface type (1, 2). Specify the Gloss finish (W, N). Specify accent color (S, W). Choose left or right, add L or R at the end of the code.

72 x 36 x 47½	1800 x 900 x 1207	C_N_-R367248UF_	2,453	2,726
60 x 36 x 47½	1500 x 900 x 1207	C_N_-R366048UF_	2,393	2,621
72 x 30 x 47½	1800 x 750 x 1207	C_N_-R307248UF_	2,340	2,574
60 x 30 x 47½	1500 x 750 x 1207	C_N_-R306048UF_	2,294	2,485
72 x 24 x 47½	1800 x 600 x 1207	C_N_-R247248UF_	2,234	2,417
60 x 24 x 47½	1500 x 600 x 1207	C_N_-R246048UF_	2,194	2,348

Specify the surface type (5, 6). Specify the Gloss finish (W, N). Specify accent color (S, W). Choose left or right, add L or R at the end of the code.

W x D x H (in)	W x D x H (mm)	Code	All Laminate (\$)	HPL Surfaces (\$)
<b>Return surface and storage module combos – 48" H with knife edge</b>				
<i>Surface with knife edge. 2 box drawers and 1 file drawer with suspension bar. Drawers open on the side. Bookcase above surface. Pencil tray. Lock.</i>				
72 x 36 x 47½	1800 x 900 x 1207	C_K_-R367248UF_	2,644	2,909
60 x 36 x 47½	1500 x 900 x 1207	C_K_-R366048UF_	2,583	2,804
72 x 30 x 47½	1800 x 750 x 1207	C_K_-R307248UF_	2,538	2,756
60 x 30 x 47½	1500 x 750 x 1207	C_K_-R306048UF_	2,493	2,675
72 x 24 x 47½	1800 x 600 x 1207	C_K_-R247248UF_	2,438	2,615
60 x 24 x 47½	1500 x 600 x 1207	C_K_-R246048UF_	2,393	2,538

Specify the surface type (5, 6). Specify the Gloss finish (W, N). Specify accent color (S, W). Choose left or right, add L or R at the end of the code.

W x D x H (in)	W x D x H (mm)	Code	All Laminate (\$)	HPL Surfaces (\$)
<b>Return surface and storage module combos – 61" H</b>				
<i>2 box drawers and 1 file drawer with suspension bar. Drawers open at the end of the module. Bookcase and lift-up door above surface. Pencil tray. Lock.</i>				
72 x 36 x 60¾	1800 x 900 x 1545	C_N_-R367261ELUF_	2,742	3,009
60 x 36 x 60¾	1500 x 900 x 1545	C_N_-R366061ELUF_	2,704	2,933
72 x 30 x 60¾	1800 x 750 x 1545	C_N_-R307261ELUF_	2,621	2,850
60 x 30 x 60¾	1500 x 750 x 1545	C_N_-R306061ELUF_	2,592	2,780
72 x 24 x 60¾	1800 x 600 x 1545	C_N_-R247261ELUF_	2,510	2,689
60 x 24 x 60¾	1500 x 600 x 1545	C_N_-R246061ELUF_	2,485	2,638

Specify the surface type (1, 2). Specify the Gloss finish (W, N). Specify accent color (S, W).

72 x 36 x 61¼	1800 x 900 x 1557	C_N_-R367261ELUF_	2,909	3,199
60 x 36 x 61¼	1500 x 900 x 1557	C_N_-R366061ELUF_	2,856	3,092
72 x 30 x 61¼	1800 x 750 x 1557	C_N_-R307261ELUF_	2,774	3,009
60 x 30 x 61¼	1500 x 750 x 1557	C_N_-R306061ELUF_	2,726	2,923
72 x 24 x 61¼	1800 x 600 x 1557	C_N_-R247261ELUF_	2,638	2,826
60 x 24 x 61¼	1500 x 600 x 1557	C_N_-R246061ELUF_	2,597	2,756

Specify the surface type (5, 6). Specify the Gloss finish (W, N). Specify accent color (S, W).

W x D x H (in)	W x D x H (mm)	Code	All Laminate (\$)	HPL Surfaces (\$)
<b>Return surface and storage module combos – 61" H with knife edge</b>				
<i>Surface with knife edge. 2 box drawers and 1 file drawer with suspension bar. Drawers open at the end of the module. Bookcase and lift-up door above surface. Pencil tray. Lock.</i>				
72 x 36 x 61¼	1800 x 900 x 1557	C_K_-R367261ELUF_	3,085	3,358
60 x 36 x 61¼	1500 x 900 x 1557	C_K_-R366061ELUF_	3,024	3,252
72 x 30 x 61¼	1800 x 750 x 1557	C_K_-R307261ELUF_	2,947	3,177
60 x 30 x 61¼	1500 x 750 x 1557	C_K_-R306061ELUF_	2,902	3,092
72 x 24 x 61¼	1800 x 600 x 1557	C_K_-R247261ELUF_	2,817	2,999
60 x 24 x 61¼	1500 x 600 x 1557	C_K_-R246061ELUF_	2,780	2,933

Specify the surface type (5, 6). Specify the Gloss finish (W, N). Specify accent color (S, W).

High-Gloss White finish option for drawer fronts and back (W): add \$323.  
Packaged in 2 boxes.

W x D x H (in)	W x D x H (mm)	Code	All Laminate (\$)	HPL Surfaces (\$)
<b>Return surface and storage module combos – 61" H</b>				
<i>2 file drawers with suspension bars. Drawers open at the end of the module. Bookcase and lift-up door above surface. Lock.</i>				
72 x 36 x 60¾	1800 x 900 x 1545	C_N_-R367261ELF_	2,821	2,895
60 x 36 x 60¾	1500 x 900 x 1545	C_N_-R366061ELF_	2,592	2,811
72 x 30 x 60¾	1800 x 750 x 1545	C_N_-R307261ELF_	2,510	2,735
60 x 30 x 60¾	1500 x 750 x 1545	C_N_-R306061ELF_	2,476	2,668
72 x 24 x 60¾	1800 x 600 x 1545	C_N_-R247261ELF_	2,393	2,574
60 x 24 x 60¾	1500 x 600 x 1545	C_N_-R246061ELF_	2,371	2,522

Specify the surface type (1, 2). Specify the Gloss finish (W, N). Specify accent color (S, W).

72 x 36 x 61¼	1800 x 900 x 1557	C_N_-R367261ELF_	2,787	3,078
60 x 36 x 61¼	1500 x 900 x 1557	C_N_-R366061ELF_	2,735	2,979
72 x 30 x 61¼	1800 x 750 x 1557	C_N_-R307261ELF_	2,651	2,895
60 x 30 x 61¼	1500 x 750 x 1557	C_N_-R306061ELF_	2,605	2,804
72 x 24 x 61¼	1800 x 600 x 1557	C_N_-R247261ELF_	2,522	2,713
60 x 24 x 61¼	1500 x 600 x 1557	C_N_-R246061ELF_	2,485	2,638

Specify the surface type (5, 6). Specify the Gloss finish (W, N). Specify accent color (S, W).

W x D x H (in)	W x D x H (mm)	Code	All Laminate (\$)	HPL Surfaces (\$)
<b>Return surface and storage module combos – 61" H with knife edge</b>				
<i>Surface with knife edge. 2 file drawers with suspension bars. Drawers open at the end of the module. Bookcase and lift-up door above surface. Lock.</i>				
72 x 36 x 61¼	1800 x 900 x 1557	C_K_-R367261ELF_	2,970	3,242
60 x 36 x 61¼	1500 x 900 x 1557	C_K_-R366061ELF_	2,909	3,138
72 x 30 x 61¼	1800 x 750 x 1557	C_K_-R307261ELF_	2,834	3,060
60 x 30 x 61¼	1500 x 750 x 1557	C_K_-R306061ELF_	2,787	2,979
72 x 24 x 61¼	1800 x 600 x 1557	C_K_-R247261ELF_	2,704	2,886
60 x 24 x 61¼	1500 x 600 x 1557	C_K_-R246061ELF_	2,668	2,817

Specify the surface type (5, 6). Specify the Gloss finish (W, N). Specify accent color (S, W).

High-Gloss White finish option for drawer fronts and back (W): add \$323.  
Packaged in 2 boxes.

W x D x H (in)	W x D x H (mm)	Code	All Laminate (\$)	HPL Surfaces (\$)
<b>Return surface and storage module combos – 61" H</b>				
<i>2 box drawers and 1 file drawer with suspension bar. Drawers open on the side. Bookcase and lift-up door above surface. Pencil tray. Lock.</i>				
72 x 36 x 60¾	1800 x 900 x 1545	C_N_-R367261UF_	2,735	2,999
60 x 36 x 60¾	1500 x 900 x 1545	C_N_-R366061UF_	2,704	2,918
72 x 30 x 60¾	1800 x 750 x 1545	C_N_-R307261UF_	2,621	2,842
60 x 30 x 60¾	1500 x 750 x 1545	C_N_-R306061UF_	2,597	2,774
72 x 24 x 60¾	1800 x 600 x 1545	C_N_-R247261UF_	2,515	2,689
60 x 24 x 60¾	1500 x 600 x 1545	C_N_-R246061UF_	2,493	2,638

Specify the surface type (1, 2). Specify the Gloss finish (W, N). Specify accent color (S, W). Choose left or right, add L or R at the end of the code.

High-Gloss White finish option for drawer fronts and back (W): add \$323.  
Packaged in 2 boxes.

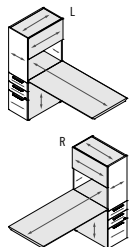
Place the letter S at the beginning of each item code, and specify "exact dimensions" in item description.

	W x D x H (in)	W x D x H (mm)	Code	All Laminate (\$)	HPL Surfaces (\$)
<b>Return surface and storage module combos – 61" H</b> (cont'd)	72 x 36 x 61 1/4	1800 x 900 x 1557	<b>C_N_-R367261UF_</b>	<b>2,902</b>	<b>3,184</b>
	60 x 36 x 61 1/4	1500 x 900 x 1557	<b>C_N_-R366061UF_</b>	<b>2,850</b>	<b>3,078</b>
	72 x 30 x 61 1/4	1800 x 750 x 1557	<b>C_N_-R307261UF_</b>	<b>2,774</b>	<b>2,999</b>
	60 x 30 x 61 1/4	1500 x 750 x 1557	<b>C_N_-R306061UF_</b>	<b>2,720</b>	<b>2,909</b>
	72 x 24 x 61 1/4	1800 x 600 x 1557	<b>C_N_-R247261UF_</b>	<b>2,644</b>	<b>2,826</b>
	60 x 24 x 61 1/4	1500 x 600 x 1557	<b>C_N_-R246061UF_</b>	<b>2,605</b>	<b>2,751</b>

Specify the surface type (5, 6). Specify the Gloss finish (W, N). Specify accent color (S, W). Choose left or right, add L or R at the end of the code.

	Surface with knife edge. 2 box drawers and 1 file drawer with suspension bar. Drawers open on the side. Bookcase and lift-up door above surface. Pencil tray. Lock.	W x D x H (in)	W x D x H (mm)	Code	All Laminate (\$)	HPL Surfaces (\$)
<b>Return surface and storage module combos – 61" H with knife edge</b>		72 x 36 x 61 1/4	1800 x 900 x 1557	<b>C_K_-R367261UF_</b>	<b>3,078</b>	<b>3,343</b>
		60 x 36 x 61 1/4	1500 x 900 x 1557	<b>C_K_-R366061UF_</b>	<b>3,016</b>	<b>3,236</b>
		72 x 30 x 61 1/4	1800 x 750 x 1557	<b>C_K_-R307261UF_</b>	<b>2,947</b>	<b>3,166</b>
		60 x 30 x 61 1/4	1500 x 750 x 1557	<b>C_K_-R306061UF_</b>	<b>2,895</b>	<b>3,078</b>
		72 x 24 x 61 1/4	1800 x 600 x 1557	<b>C_K_-R247261UF_</b>	<b>2,826</b>	<b>2,999</b>
		60 x 24 x 61 1/4	1500 x 600 x 1557	<b>C_K_-R246061UF_</b>	<b>2,780</b>	<b>2,923</b>

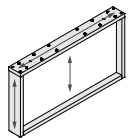
Specify the surface type (5, 6). Specify the Gloss finish (W, N). Specify accent color (S, W). Choose left or right, add L or R at the end of the code.



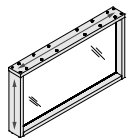
High-Gloss White finish option for drawer fronts and back (W); add \$323.

Packaged in 2 boxes.

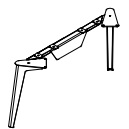
<b>NEW YORK double-sided laminate bases</b>	1 end base, goes under double-sided surfaces.				
	60 x 6 x 28	1500 x 150 x 719	<b>CNNS-CBDM60</b>	<b>1,283</b>	–
	54 x 6 x 28	1350 x 150 x 719	<b>CNNS-CBDM54</b>	<b>1,262</b>	–



<b>NEW YORK double-sided combined bases</b>	1 end base, goes under double-sided surfaces. Translucent acrylic insert with Silver anodized aluminum frame. 1 tone only.				
	60 x 6 x 28	1500 x 150 x 719	<b>CNNS-CBDT60</b>	<b>1,968</b>	–
	54 x 6 x 28	1350 x 150 x 719	<b>CNNS-CBDT54</b>	<b>1,945</b>	–

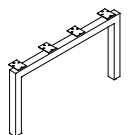


<b>MONTRÉAL double-sided angled bases</b>	1 end base, goes under double-sided surfaces. Painted steel.				
	60 x 6 x 28	1500 x 150 x 719	<b>CNNS-ABD60</b>	<b>1,276</b>	–
	54 x 6 x 28	1350 x 150 x 719	<b>CNNS-ABD54</b>	<b>1,215</b>	–



Packaged in 3 boxes.

<b>CHICAGO metal U-shaped double-sided bases</b>	1 end base, goes under double-sided surfaces. Painted steel.				
	60 x 6 x 28	1500 x 150 x 719	<b>CNNS-QBD60</b>	<b>1,172</b>	–
	54 x 6 x 28	1350 x 150 x 719	<b>CNNS-QBD54</b>	<b>1,132</b>	–



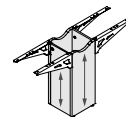
Specify accent color (S, W).

Place the letter S at the beginning of each item code, and specify "exact dimensions" in item description. For laminate items only. Not applicable on fabric items or accessories.

	W x D x H (in)	W x D x H (mm)	Code	All Laminate (\$)	HPL Surfaces (\$)	
<b>Double-sided end panel bases</b>	<i>Full 1 1/2" (38 mm) thick end panel. Go under double-sided surfaces. Hardware included.</i>					
	90" base compatible with 60" surfaces.	28" H				
	84" base compatible with 54" surfaces.	41" H				
		60 x 1 1/2 x 28	1500 x 38 x 719	<b>CNNS-LED6028</b>	<b>579</b>	–
		54 x 1 1/2 x 28	1350 x 38 x 719	<b>CNNS-LED5428</b>	<b>555</b>	–
	90 x 1 1/2 x 41	2250 x 38 x 1042	<b>CNNS-LED9041</b>	<b>918</b>	–	
	84 x 1 1/2 x 41	2100 x 38 x 1042	<b>CNNS-LED8441</b>	<b>865</b>	–	

<b>Double-sided end panel bases to stack on low storage module</b>	1 1/2" (38 mm) thick end panel. Go under double-sided surfaces and stack on low storage module. Hardware included.				
90" base compatible with 60" surfaces.	6" H				
84" base compatible with 54" surfaces.	19" H				
	60 x 1 1/2 x 6 1/4	1500 x 38 x 158	<b>CNNS-LED6006</b>	<b>441</b>	–
	54 x 1 1/2 x 6 1/4	1350 x 38 x 158	<b>CNNS-LED5406</b>	<b>434</b>	–
	90 x 1 1/2 x 19	2250 x 38 x 481	<b>CNNS-LED9019</b>	<b>705</b>	–
	84 x 1 1/2 x 19	2100 x 38 x 481	<b>CNNS-LED8419</b>	<b>668</b>	–

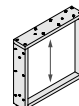
<b>Center base with wire management for double-sided surfaces</b>	Goes under 2 double-sided surfaces. This base allows to connect electric cables to a floor outlet. Includes door with 110° hinges and a locked storage module. Include 2 cantilevers kits. 1 tone only.				
	12 x 12 x 28	300 x 300 x 719	<b>CNNS-LBD1212WM</b>	<b>1,186</b>	–



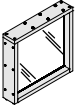
<b>Center panel bases for double-sided surfaces</b>	Go at the junction of double-sided surfaces. Hardware included.				
90" base compatible with 60" surfaces.	28" H				
84" base compatible with 54" surfaces.	41" H				
	28 x 1 1/2 x 28	690 x 38 x 719	<b>CNNS-LCD2828</b>	<b>753</b>	–
	90 x 1 1/2 x 41	2250 x 38 x 1042	<b>CNNS-LCD9042</b>	<b>1,229</b>	–
	84 x 1 1/2 x 41	2100 x 38 x 1042	<b>CNNS-LCD8442</b>	<b>1,200</b>	–

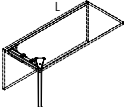
<b>Center panel bases for double-sided surfaces to stack on low storage module</b>	Go at the junction of double-sided surfaces. Stack on low storage module. Hardware included.				
31" and 90" bases compatible with 60" surfaces.	6" H				
28" and 84" bases compatible with 54" surfaces.	19" H				
	28 x 12 x 6	705 x 305 x 158	<b>CNNS-LCD2806</b>	<b>791</b>	–
	31 x 12 x 6	781 x 305 x 158	<b>CNNS-LCD3106</b>	<b>798</b>	–
	90 x 1 1/2 x 19	2250 x 38 x 481	<b>CNNS-LCD9019</b>	<b>966</b>	–
	84 x 1 1/2 x 19	2100 x 38 x 481	<b>CNNS-LCD8419</b>	<b>935</b>	–

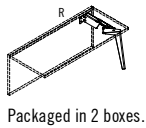
<b>NEW YORK single-sided laminate base</b>	1 end base, goes under single-sided surfaces.				
	30 x 6 x 28	750 x 150 x 719	<b>CNNS-CBSM30</b>	<b>1,141</b>	–






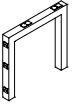
	W x D x H (in)	W x D x H (mm)	Code	All Laminate (\$)	HPL Surfaces (\$)
<b>NEW YORK single-sided combined base</b>	<i>1 end base, goes under single-sided surfaces. Translucent acrylic insert with Silver anodized aluminum frame. 1 tone only.</i>				
	30 x 6 x 28	750 x 150 x 719	<b>CNNNS-CBST30</b>	<b>1,505</b>	—

	W x D x H (in)	W x D x H (mm)	Code	All Laminate (\$)	HPL Surfaces (\$)
<b>MONTREAL single-sided angled metal base</b>	<i>1 end base, goes under single-sided surfaces. Painted steel.</i>				
	30 x 6 x 28	750 x 150 x 719	<b>CNNN_-ABS30_</b>	<b>1,070</b>	—
	<b>Specify accent color (S, W). Choose left or right, add L or R at the end of the code.</b>				

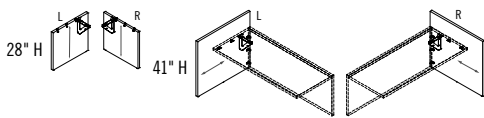


Packaged in 2 boxes.


	W x D x H (in)	W x D x H (mm)	Code	All Laminate (\$)	HPL Surfaces (\$)
<b>MONTREAL angled metal base</b>	<i>Painted steel. Leg only, no beam.</i>				
	6 x 6 x 28	150 x 150 x 719	<b>CNNN_-AB</b>	<b>425</b>	—
	<b>Specify accent color (S, W).</b>				

	W x D x H (in)	W x D x H (mm)	Code	All Laminate (\$)	HPL Surfaces (\$)
<b>Chicago U-shaped single-sided metal base</b>	<i>1 end base. Goes under single-sided surfaces. Painted steel.</i>				
	30 x 6 x 28	750 x 150 x 719	<b>CNNN_-QBS30</b>	<b>967</b>	—
	<b>Specify accent color (S, W).</b>				

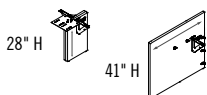
	W x D x H (in)	W x D x H (mm)	Code	All Laminate (\$)	HPL Surfaces (\$)
<b>Single-sided end panel bases</b>	<i>Full 1 1/2" (38 mm) thick end panel. To be used with single-sided surfaces. Hardware included.</i>				




30 x 1 1/2 x 28	750 x 38 x 719	<b>CNNNS-LES3028_</b>	<b>373</b>	—
46 x 1 1/2 x 41	1172 x 38 x 1042	<b>CNNNS-LES4641_</b>	<b>601</b>	—
<b>Choose left or right, add L or R at the end of the code.</b>				

	W x D x H (in)	W x D x H (mm)	Code	All Laminate (\$)	HPL Surfaces (\$)
<b>Center base with wire management for single-sided surfaces</b>	<i>To be used at the junction of 2 single-sided surfaces. This base allows the connection of electric cables to a floor outlet. Includes door with 110° hinges and a lockable storage module. 6" (150 mm) recessed bottom. Includes 1 cantilever kit. 1 tone only.</i>				
	12 x 9 x 28	300 x 234 x 719	<b>CNNNS-LBS912WM</b>	<b>874</b>	—

	W x D x H (in)	W x D x H (mm)	Code	All Laminate (\$)	HPL Surfaces (\$)
<b>Center panel bases for single-sided surfaces</b>	<i>1 1/2" (38 mm) thick end panel. Go at the junction of single-sided surfaces. Hardware included.</i>				




17 x 3 x 28	429 x 76 x 719	<b>CNNNS-LCS1728</b>	<b>532</b>	—
46 x 1 1/2 x 41	1172 x 38 x 1042	<b>CNNNS-LCS4641</b>	<b>737</b>	—

	W x D x H (in)	W x D x H (mm)	Code	All Laminate (\$)	HPL Surfaces (\$)
<b>End-base extensions with storage module</b>	<i>To be used with double-sided surfaces. Open bookcase.</i>				
	60 x 15 x 29 3/8	1500 x 375 x 745	<b>C_NNS-EXR602915</b>	<b>1,193</b>	<b>1,238</b>
	54 x 15 x 29 3/8	1350 x 375 x 745	<b>C_NNS-EXR542915</b>	<b>1,153</b>	<b>1,238</b>

**Specify the surface type (1, 2).**

60 x 15 x 29 7/8	1500 x 375 x 757	<b>C_NNS-EXR602915</b>	<b>1,262</b>	<b>1,359</b>
54 x 15 x 29 7/8	1350 x 375 x 757	<b>C_NNS-EXR542915</b>	<b>1,215</b>	<b>1,307</b>

**Specify the surface type (5, 6).**


	W x D x H (in)	W x D x H (mm)	Code	All Laminate (\$)	HPL Surfaces (\$)
<b>End-base extensions with storage module</b>	<i>To be used with double-sided surfaces. Bookcase with doors.</i>				
	60 x 15 3/4 x 29 3/8	1500 x 393 x 745	<b>C_N_S-EXR602915P</b>	<b>1,809</b>	<b>1,907</b>
	54 x 15 3/4 x 29 3/8	1350 x 393 x 745	<b>C_N_S-EXR542915P</b>	<b>1,763</b>	<b>1,847</b>

High-Gloss White finish option for doors (W): add \$160.

**Specify the surface type (1, 2). Specify the Gloss finish (W, N).**

60 x 15 3/4 x 29 7/8	1500 x 393 x 757	<b>C_N_S-EXR602915P</b>	<b>1,869</b>	<b>1,960</b>
54 x 15 3/4 x 29 7/8	1350 x 393 x 757	<b>C_N_S-EXR542915P</b>	<b>1,809</b>	<b>1,902</b>

**Specify the surface type (5, 6). Specify the Gloss finish (W, N).**


	W x D x H (in)	W x D x H (mm)	Code	All Laminate (\$)	HPL Surfaces (\$)
<b>End-base extensions with storage module</b>	<i>To be used with double-sided surfaces. Bookcase with sliding door.</i>				
	60 x 15 3/4 x 29 3/8	1500 x 393 x 745	<b>C_N_S-EXR602915C</b>	<b>1,664</b>	<b>1,758</b>
	54 x 15 3/4 x 29 3/8	1350 x 393 x 745	<b>C_N_S-EXR542915C</b>	<b>1,596</b>	<b>1,678</b>

High-Gloss White finish option for door (W): add \$160.

**Specify the surface type (1, 2). Specify the Gloss finish (W, N).**

60 x 15 3/4 x 29 7/8	1500 x 393 x 757	<b>C_N_S-EXR602915C</b>	<b>1,710</b>	<b>1,816</b>
54 x 15 3/4 x 29 7/8	1350 x 393 x 757	<b>C_N_S-EXR542915C</b>	<b>1,638</b>	<b>1,725</b>

**Specify the surface type (5, 6). Specify the Gloss finish (W, N).**

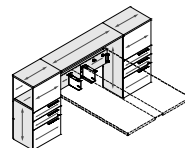
	W x D x H (in)	W x D x H (mm)	Code	All Laminate (\$)	HPL Surfaces (\$)
<b>End-base extensions with storage module - 41" H</b>	<i>To be used with double-sided surfaces. Open bookcase 10" (250 mm).</i>				
	60 x 15 x 41	1500 x 375 x 1042	<b>C_NNS-EXR604115</b>	<b>1,271</b>	<b>1,359</b>
	54 x 15 x 41	1350 x 375 x 1042	<b>C_NNS-EXR544115</b>	<b>1,200</b>	<b>1,283</b>

**Specify the surface type (1, 2).**

	W x D x H (in)	W x D x H (mm)	Code	All Laminate (\$)	HPL Surfaces (\$)
<b>Storage end base modules for double-sided surfaces</b>	<i>Storage end base modules. Support double-sided surfaces and divide space. 2 box drawers and 1 file drawer with suspension bar. Drawers open on the side. Bookcase above surface. Pencil trays. Locks. 108"L (2700 mm) compatible with 60"D (1500 mm) surfaces and 102"L (2550 mm) compatible with 54"D (1350 mm).</i>				

High-Gloss White finish option for drawer fronts and back (W): add \$607.

Packaged in 3 boxes.



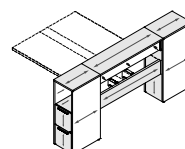
108 x 18 x 47 1/2	2700 x 450 x 1207	<b>C_N_-PRET1084818UF</b>	<b>4,521</b>	<b>4,831</b>
102 x 18 x 47 1/2	2550 x 450 x 1207	<b>C_N_-PRET1024818UF</b>	<b>4,332</b>	<b>4,717</b>

**Specify the surface type (1, 2). Specify the Gloss finish (W, N). Specify accent color (S, W).**

	W x D x H (in)	W x D x H (mm)	Code	All Laminate (\$)	HPL Surfaces (\$)
<b>Storage end base modules for double-sided surfaces</b>	<i>Storage end base modules. Support double-sided surfaces and divide space. 2 file drawers with suspension bars. Drawers open at the end of the module. Bookcase above surface. Locks. 108"L (2700 mm) compatible with 60"D (1500 mm) surfaces and 102"L (2550 mm) compatible with 54"D (1350 mm).</i>				

High-Gloss White finish option (W): add 607\$.

Packaged in 3 boxes.



108 x 16 x 47 1/2	2700 x 409 x 1207	<b>C_N_-PRET1084816EFF</b>	<b>4,217</b>	<b>4,595</b>
102 x 16 x 47 1/2	2550 x 409 x 1207	<b>C_N_-PRET1024816EFF</b>	<b>4,124</b>	<b>4,483</b>

**Specify the surface type (1, 2). Specify the Gloss finish (W, N). Specify accent color (S, W).**

Place the letter S at the beginning of each item code, and specify "exact dimensions" in item description. For laminate items only. Not applicable on fabric items or accessories.



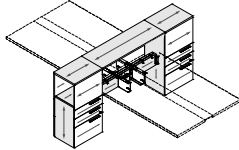
W x D x H (in)	W x D x H (mm)	Code	All Laminate (\$)	HPL Surfaces (\$)
----------------	----------------	------	-------------------	-------------------

#### Storage center base modules for double-sided surfaces

Go at the junction of double-sided surfaces. 2 box drawers and 1 file drawer with suspension bar. Drawers open on the side. Bookcase above surface. Pencil trays. Locks. 108"L (2700 mm) compatible with 60"D (1500 mm) surfaces and 102"L (2550 mm) compatible with 54"D (1350 mm).

High-Gloss White finish option for drawer fronts and back (W): add \$607.

Packaged in 3 boxes.



108 x 18 x 47 1/2	2700 x 450 x 1207	C_N_-PRCT1084818UF	4,769	5,198
102 x 18 x 47 1/2	2550 x 450 x 1207	C_N_-PRCT1024818UF	4,664	5,068

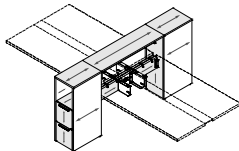
Specify the surface type (1, 2). Specify the Gloss finish (W, N). Specify accent color (S, W).

#### Storage center base modules for double-sided surfaces

Go at the junction of double-sided surfaces. 2 file drawers with suspension bars. Drawers open at the end of the module. Bookcase above surface. Locks. 108"L (2700 mm) compatible with 60"D (1500 mm) surfaces and 102"L (2550 mm) compatible with 54"D (1350 mm).

High-Gloss White finish option (W): add \$607.

Packaged in 3 boxes.



108 x 16 x 47 1/2	2700 x 409 x 1207	C_N_-PRCT1084816EFF	4,567	4,962
102 x 16 x 47 1/2	2550 x 409 x 1207	C_N_-PRCT1024816EFF	4,460	4,831

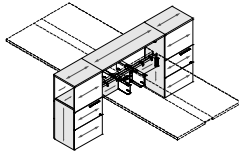
Specify the surface type (1, 2). Specify the Gloss finish (W, N). Specify accent color (S, W).

#### Storage center base modules for double-sided surfaces

Go at the junction of double-sided surfaces. 1 file drawer with suspension bar on each side. Drawers open on the sides. Bookcase above surface. Locks. 108"L (2700 mm) compatible with 60"D (1500 mm) surfaces and 102"L (2550 mm) compatible with 54"D (1350 mm).

High-Gloss White finish option for drawer fronts and back (W): add \$607.

Packaged in 3 boxes.



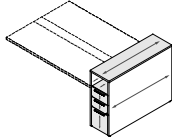
108 x 18 x 47 1/2	2700 x 450 x 1207	C_N_-PRCT1084818FM	4,574	4,994
102 x 18 x 47 1/2	2550 x 450 x 1207	C_N_-PRCT1024818FM	4,467	4,863

Specify the surface type (1, 2). Specify the Gloss finish (W, N). Specify accent color (S, W).

#### Pedestal bases for double-sided surfaces

Support double-sided surfaces and divide space. 2 box drawers and 1 file drawer with suspension bar. Drawers open at the end of the module. Open space. Integrated wire management. Pencil trays. Locks.

High-Gloss White finish option (W): add \$607.



60 x 16 x 41	1500 x 409 x 1042	C_N_-CRE604116EUF	3,434	3,533
54 x 16 x 41	1350 x 409 x 1042	C_N_-CRE544116EUF	3,358	3,448

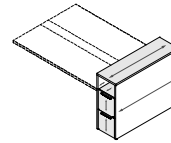
Specify the surface type (1, 2). Specify the Gloss finish (W, N). Specify accent color (S, W).

W x D x H (in)	W x D x H (mm)	Code	All Laminate (\$)	HPL Surfaces (\$)
----------------	----------------	------	-------------------	-------------------

#### Pedestal bases for double-sided surfaces

Support double-sided surfaces and divide space. 2 file drawers with suspension bars. Drawers open at the end of the module. Open space. Integrated wire management. Locks.

High-Gloss White finish option (W): add \$607.



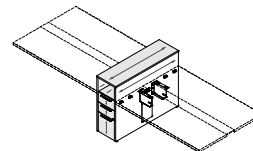
60 x 16 x 41	1500 x 409 x 1042	C_N_-CRE604116EFF	3,177	3,283
54 x 16 x 41	1350 x 409 x 1042	C_N_-CRE544116EFF	3,105	3,199

Specify the surface type (1, 2). Specify the Gloss finish (W, N). Specify accent color (S, W).

#### Pedestal bases for double-sided surfaces

Go at the junction of double-sided and divide space. 2 box drawer and 1 file drawers with suspension bar. Drawers open at the end of the module. Open space. Integrated wire management. Pencil trays. Locks.

High-Gloss White finish option (W): add \$607.



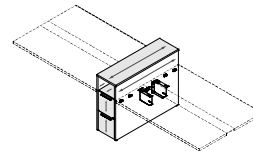
60 x 16 x 41	1500 x 409 x 1042	C_N_-CRC604116EUF	3,715	3,821
54 x 16 x 41	1350 x 409 x 1042	C_N_-CRC544116EUF	3,639	3,732

Specify the surface type (1, 2). Specify the Gloss finish (W, N). Specify accent color (S, W).

#### Pedestal bases for double-sided surfaces

Go at the junction of double-sided and divide space. 2 file drawers with suspension bars. Drawers open at the end of the module. Open space. Integrated wire management. Locks.

High-Gloss White finish option (W): add \$607.



60 x 16 x 41	1500 x 409 x 1042	C_N_-CRC604116EFF	3,465	3,572
54 x 16 x 41	1350 x 409 x 1042	C_N_-CRC544116EFF	3,387	3,480

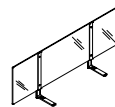
Specify the surface type (1, 2). Specify the Gloss finish (W, N). Specify accent color (S, W).

#### End of double-sided surface screens – 18" H

Acrylic screens with metal supports to go at the end of a double-sided surface.

60 x 1/4 x 18	1500 x 6 x 450	CNNN_-SCET6018	958	–
54 x 1/4 x 18	1350 x 6 x 450	CNNN_-SCET5418	918	–

Specify accent color (S, W).

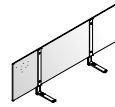


#### End of double-sided surface screens – 18" H

Fabric screens with metal supports to go at the end of a double-sided surface. These prices are applicable for United Chair® Grade 1 and 2 fabrics. For other United Chair® grades add: Grade 3: 15%, Grade 4: 20%, Grade 5: 25%, Grade 6: 30%, Grade 8: 35%.

60 x 3/4 x 18	1500 x 19 x 450	CNNN_-SCEF6018	1,054	–
54 x 3/4 x 18	1350 x 19 x 450	CNNN_-SCEF5418	989	–

Specify accent color (S, W). Specify the fabric code after the product code.

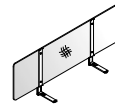


#### End of double-sided surface screens – 18" H

Felt screens with metal supports to go at the end of a double-sided surface.


60 x 1/2 x 18	1500 x 12 x 450	CNNN_-SCEFF6018	958	–
54 x 1/2 x 18	1350 x 12 x 450	CNNN_-SCEFF5418	918	–


Specify accent color (S, W). Specify the felt code after the product code.





Place the letter S at the beginning of each item code, and specify "exact dimensions" in item description. For laminate items only. Not applicable on fabric items or accessories.





	W x D x H (in)	W x D x H (mm)	Code	All Laminate (\$)	HPL Surfaces (\$)
<b>End of single-sided surface screen – 18" H</b>	<i>Acrylic screen with metal supports to go at the end of a single-sided surface.</i>				
	31 x 1/4 x 18	797 x 6 x 450	CNNN_-SCEI3118	905	–
	Specify accent color (S, W).				

	W x D x H (in)	W x D x H (mm)	Code	All Laminate (\$)	HPL Surfaces (\$)
<b>End of single-sided surface screen – 18" H</b>	<i>Fabric screen with metal supports to go at the end of a single-sided surface. These prices are applicable for United Chair® Grade 1 and 2 fabrics. For other United Chair® grades add: Grade 3: 15%, Grade 4: 20%, Grade 5: 25%, Grade 6: 30%, Grade 8: 35%.</i>				
	31 x 3/4 x 18	797 x 19 x 450	CNNN_-SCEF3118	966	–
	Specify accent color (S, W). Specify the fabric code after the product code.				


	W x D x H (in)	W x D x H (mm)	Code	All Laminate (\$)	HPL Surfaces (\$)
<b>End of single-sided surface screen – 18" H</b>	<i>Felt screen with metal supports to go at the end of a double-sided surface.</i>				
	31 x 1/2 x 18	797 x 12 x 450	CNNN_-SCEF3118	912	–
	Specify accent color (S, W). Specify the felt code after the product code.				


	W x D x H (in)	W x D x H (mm)	Code	All Laminate (\$)	HPL Surfaces (\$)
<b>Privacy screens</b>	<i>Acrylic translucent screens supported by metal stabilizer feet in a painted finish. Divide face-to-face individual workspaces.</i>				
	48 x 1/4 x 18	1200 x 6 x 450	CNNN_-SCT4818	646	–
	36 x 1/4 x 18	900 x 6 x 450	CNNN_-SCT3618	617	–
	30 x 1/4 x 18	750 x 6 x 450	CNNN_-SCT3018	579	–
	24 x 1/4 x 18	600 x 6 x 450	CNNN_-SCT2418	546	–
	18 x 1/4 x 18	450 x 6 x 450	CNNN_-SCT1818	517	–
	48 x 1/4 x 11	1200 x 6 x 285	CNNN_-SCT4811	562	–
	36 x 1/4 x 11	900 x 6 x 285	CNNN_-SCT3611	532	–
	30 x 1/4 x 11	750 x 6 x 285	CNNN_-SCT3011	500	–
	24 x 1/4 x 11	600 x 6 x 285	CNNN_-SCT2411	473	–
	18 x 1/4 x 11	450 x 6 x 285	CNNN_-SCT1811	434	–
	Specify accent color (S, W).				


	W x D x H (in)	W x D x H (mm)	Code	All Laminate (\$)	HPL Surfaces (\$)
<b>Privacy screens</b>	<i>Fabric screens supported by metal stabilizer feet in a painted finish. Divide face-to-face individual workspaces. These prices are applicable for United Chair® Grade 1 and 2 fabrics. For other United Chair® grades add: Grade 3: 15%, Grade 4: 20%, Grade 5: 25%, Grade 6: 30%, Grade 8: 35%.</i>				
	48 x 3/4 x 18	1200 x 19 x 450	CNNN_-SCF4818	668	–
	36 x 3/4 x 18	900 x 19 x 450	CNNN_-SCF3618	639	–
	30 x 3/4 x 18	750 x 19 x 450	CNNN_-SCF3018	607	–
	24 x 3/4 x 18	600 x 19 x 450	CNNN_-SCF2418	569	–
	18 x 3/4 x 18	450 x 19 x 450	CNNN_-SCF1818	540	–
	48 x 3/4 x 11	1200 x 19 x 285	CNNN_-SCF4811	592	–
	36 x 3/4 x 11	900 x 19 x 285	CNNN_-SCF3611	555	–
	30 x 3/4 x 11	750 x 19 x 285	CNNN_-SCF3011	525	–
	24 x 3/4 x 11	600 x 19 x 285	CNNN_-SCF2411	493	–
	18 x 3/4 x 11	450 x 19 x 285	CNNN_-SCF1811	457	–
	Specify accent color (S, W). Specify the fabric code after the product code.				


	W x D x H (in)	W x D x H (mm)	Code	All Laminate (\$)	HPL Surfaces (\$)
<b>Privacy screens</b>	<i>Felt screens supported by metal stabilizer feet in a painted finish. Divide face-to-face individual workspaces.</i>				
	48 x 1/2 x 18	1200 x 12 x 450	CNNN_-SCFF4818	646	–
	36 x 1/2 x 18	900 x 12 x 450	CNNN_-SCFF3618	617	–
	30 x 1/2 x 18	750 x 12 x 450	CNNN_-SCFF3018	579	–
	24 x 1/2 x 18	600 x 12 x 450	CNNN_-SCFF2418	546	–
	18 x 1/2 x 18	450 x 12 x 450	CNNN_-SCFF1818	517	–


	W x D x H (in)	W x D x H (mm)	Code	All Laminate (\$)	HPL Surfaces (\$)
<b>Privacy screens (cont'd)</b>	48 x 1/2 x 11	1200 x 12 x 285	CNNN_-SCFF4811	562	–
	36 x 1/2 x 11	900 x 12 x 285	CNNN_-SCFF3611	532	–
	30 x 1/2 x 11	750 x 12 x 285	CNNN_-SCFF3011	501	–
	24 x 1/2 x 11	600 x 12 x 285	CNNN_-SCFF2411	473	–
	18 x 1/2 x 11	450 x 12 x 285	CNNN_-SCFF1811	434	–
	Specify accent color (S, W). Specify the felt code after the product code.				

	W x D x H (in)	W x D x H (mm)	Code	All Laminate (\$)	HPL Surfaces (\$)
<b>Privacy lateral screens</b>	<i>Acrylic translucent screens supported by metal stabilizer feet and clip in a painted finish. Divide side-to-side individual workspaces.</i>				
	24 x 1/4 x 18	600 x 6 x 450	CNNN_-SCCT2418	569	–
	21 x 1/4 x 18	525 x 6 x 450	CNNN_-SCCT2118	555	–
	18 x 1/4 x 18	450 x 6 x 450	CNNN_-SCCT1818	540	–
	15 x 1/4 x 18	375 x 6 x 450	CNNN_-SCCT1518	525	–
	24 x 1/4 x 11	600 x 6 x 285	CNNN_-SCCT2411	493	–
	21 x 1/4 x 11	525 x 6 x 285	CNNN_-SCCT2111	479	–
	18 x 1/4 x 11	450 x 6 x 285	CNNN_-SCCT1811	457	–
	15 x 1/4 x 11	375 x 6 x 285	CNNN_-SCCT1511	441	–
	Specify accent color (S, W).				

	W x D x H (in)	W x D x H (mm)	Code	All Laminate (\$)	HPL Surfaces (\$)
<b>Privacy lateral screens</b>	<i>Fabric screens supported by metal stabilizer feet and clip in a painted finish. Divide side-to-side individual workspaces. These prices are applicable for United Chair® Grade 1 and 2 fabrics. For other United Chair® grades add: Grade 3: 15%, Grade 4: 20%, Grade 5: 25%, Grade 6: 30%, Grade 8: 35%.</i>				
	24 x 3/4 x 18	600 x 19 x 450	CNNN_-SCCF2418	601	–
	21 x 3/4 x 18	525 x 19 x 450	CNNN_-SCCF2118	579	–
	18 x 3/4 x 18	450 x 19 x 450	CNNN_-SCCF1818	562	–
	15 x 3/4 x 18	375 x 19 x 450	CNNN_-SCCF1518	546	–
	24 x 3/4 x 11	600 x 19 x 285	CNNN_-SCCF2411	517	–
	21 x 3/4 x 11	525 x 19 x 285	CNNN_-SCCF2111	501	–
	18 x 3/4 x 11	450 x 19 x 285	CNNN_-SCCF1811	486	–
	15 x 3/4 x 11	375 x 19 x 285	CNNN_-SCCF1511	473	–
	Specify accent color (S, W). Specify the fabric code after the product code.				


	W x D x H (in)	W x D x H (mm)	Code	All Laminate (\$)	HPL Surfaces (\$)
<b>Privacy lateral screens</b>	<i>Felt screens supported by metal stabilizer feet and clip in a painted finish. Divide side-to-side individual workspaces.</i>				
	24 x 1/2 x 18	600 x 12 x 450	CNNN_-SCCFF2418	569	–
	21 x 1/2 x 18	525 x 12 x 450	CNNN_-SCCFF2118	555	–
	18 x 1/2 x 18	450 x 12 x 450	CNNN_-SCCFF1818	540	–
	15 x 1/2 x 18	375 x 12 x 450	CNNN_-SCCFF1518	525	–
	24 x 1/2 x 11	600 x 12 x 285	CNNN_-SCCFF2411	493	–
	21 x 1/2 x 11	525 x 12 x 285	CNNN_-SCCFF2111	479	–
	18 x 1/2 x 11	450 x 12 x 285	CNNN_-SCCFF1811	457	–
	15 x 1/2 x 11	375 x 12 x 285	CNNN_-SCCFF1511	441	–
	Specify accent color (S, W). Specify the felt code after the product code.				


	W x D x H (in)	W x D x H (mm)	Code	All Laminate (\$)	HPL Surfaces (\$)
<b>Add-on counters with off-centered back</b>	<i>1" (25 mm) thick melamine, acrylic back. To be used at the end of double-sided surfaces.</i>				
	60 x 15 x 18	1500 x 375 x 450	C_NNS-MCET601815	905	1,023
	54 x 15 x 18	1350 x 375 x 450	C_NNS-MCET541815	874	989
	60 x 12 x 11	1500 x 300 x 285	C_NNS-MCET601112	881	1,004
	54 x 12 x 11	1350 x 300 x 285	C_NNS-MCET541112	859	971
	Specify the surface type (1, 2).				


	W x D x H (in)	W x D x H (mm)	Code	All Laminate (\$)	HPL Surfaces (\$)
<b>Add-on counters with centered back</b>	<i>1" (25 mm) thick melamine, acrylic back. To be used on double-sided surfaces to divide space. 1 tone only.</i>				
	60 x 18 x 18	1500 x 450 x 450	C_NNS-MCCT601818	926	1,070
	54 x 18 x 18	1350 x 450 x 450	C_NNS-MCCT541818	898	1,034
	60 x 18 x 11	1500 x 450 x 285	C_NNS-MCCT601118	905	1,047
	54 x 18 x 11	1350 x 450 x 285	C_NNS-MCCT541118	874	1,011
	Specify the surface type (1, 2).				


Place the letter S at the beginning of each item code, and specify "exact dimensions" in item description. For laminate items only. Not applicable on fabric items or accessories.





	W x D x H (in)	W x D x H (mm)	Code	All Laminate (\$)	HPL Surfaces (\$)
<b>Double-sided accessory rails</b> 	<i>Silver aluminum finish and laminate ends. Allow accessories utilisation on both sides of a double-sided surface and create visual privacy. (Refer to Lacasse general price book for accessories). 1 tone only.</i>				
	72 x 13 x 11	1800 x 325 x 285	CNNNS-RAD7211	1,208	–
	66 x 13 x 11	1650 x 325 x 285	CNNNS-RAD6611	1,172	–
	60 x 13 x 11	1500 x 325 x 285	CNNNS-RAD6011	1,141	–
	54 x 13 x 11	1350 x 325 x 285	CNNNS-RAD5411	1,101	–
	48 x 13 x 11	1200 x 325 x 285	CNNNS-RAD4811	1,070	–
	42 x 13 x 11	1050 x 325 x 285	CNNNS-RAD4211	1,042	–
	36 x 13 x 11	900 x 325 x 285	CNNNS-RAD3611	1,011	–
	30 x 13 x 11	750 x 325 x 285	CNNNS-RAD3011	971	–
24 x 13 x 11	600 x 325 x 285	CNNNS-RAD2411	942	–	


	W x D x H (in)	W x D x H (mm)	Code	All Laminate (\$)	HPL Surfaces (\$)
<b>Single-sided accessory rails</b> 	<i>Silver aluminum finish and laminate ends. Allow accessories utilisation on single-sided surfaces. (Refer to Lacasse general price book for accessories). 1 tone only.</i>				
	72 x 11 x 11	1800 x 285 x 285	CNNNS-RAS7211	889	–
	66 x 11 x 11	1650 x 285 x 285	CNNNS-RAS6611	844	–
	60 x 11 x 11	1500 x 285 x 285	CNNNS-RAS6011	812	–
	54 x 11 x 11	1350 x 285 x 285	CNNNS-RAS5411	780	–
	48 x 11 x 11	1200 x 285 x 285	CNNNS-RAS4811	753	–
	42 x 11 x 11	1050 x 285 x 285	CNNNS-RAS4211	716	–
	36 x 11 x 11	900 x 285 x 285	CNNNS-RAS3611	685	–
	30 x 11 x 11	750 x 285 x 285	CNNNS-RAS3011	654	–
24 x 11 x 11	600 x 285 x 285	CNNNS-RAS2411	622	–	


	W x D x H (in)	W x D x H (mm)	Code	All Laminate (\$)	HPL Surfaces (\$)
<b>Surface height bookcases – 30" H</b> 	<b>Laminate back</b> <i>Silver anodized aluminum feet. 1 tone only. 1 fixed shelf. Storage space for 2 binders high.</i>				
	18 x 13 x 30	450 x 325 x 762	CNNNS-EBM3018	774	–
<b>White board on back</b> <i>Silver anodized aluminum feet. 1 tone only. 1 fixed shelf. Storage space for 2 binders high.</i>	18 x 13 x 30	450 x 325 x 762	CNNNS-EBW3018	850	–


	W x D x H (in)	W x D x H (mm)	Code	All Laminate (\$)	HPL Surfaces (\$)
<b>Surface height bookcases – 30" H</b> 	<i>Translucent insert with Silver anodized aluminum framed. Silver anodized aluminum feet. 1 tone only. 1 fixed shelf. Storage space for 2 binders high.</i>				
	18 x 13 x 30	450 x 325 x 762	CNNNS-EBT3018	912	–


	W x D x H (in)	W x D x H (mm)	Code	All Laminate (\$)	HPL Surfaces (\$)
<b>Surface height bookcases – 24" H</b> 	<b>Laminate back</b> <i>Silver anodized aluminum feet. 1 tone only. Top portion allows 1 high binder storage. Pigeonhole at bottom.</i>				
	18 x 13 x 24	450 x 325 x 610	CNNNS-EBM2418	759	–
<b>White board on back</b> <i>Silver anodized aluminum feet. 1 tone only. Top portion allows 1 high binder storage. Pigeonhole at bottom.</i>	18 x 13 x 24	450 x 325 x 610	CNNNS-EBW2418	822	–

	W x D x H (in)	W x D x H (mm)	Code	All Laminate (\$)	HPL Surfaces (\$)
<b>Surface height bookcases – 24" H</b> 	<i>Translucent insert with Silver anodized aluminum framed. Silver anodized aluminum feet. 1 tone only. Top portion allows 1 high binder storage. Pigeonhole at bottom.</i>				
	18 x 13 x 24	450 x 325 x 610	CNNNS-EBT2418	898	–

	W x D x H (in)	W x D x H (mm)	Code	All Laminate (\$)	HPL Surfaces (\$)
<b>Surface height bookcases – 18" H</b> 	<b>Laminate back</b> <i>Silver anodized aluminum feet. 1 tone only</i>				
	30 x 13 x 18	750 x 325 x 450	CNNNS-EBM1830	774	–
	24 x 13 x 18	600 x 325 x 450	CNNNS-EBM1824	759	–
<b>White board on back</b> <i>Silver anodized aluminum feet. 1 tone only.</i>	18 x 13 x 18	450 x 325 x 450	CNNNS-EBM1818	745	–
	30 x 13 x 18	750 x 325 x 450	CNNNS-EBW1830	850	–
	24 x 13 x 18	600 x 325 x 450	CNNNS-EBW1824	822	–
18 x 13 x 18	450 x 325 x 450	CNNNS-EBW1818	791	–	

	W x D x H (in)	W x D x H (mm)	Code	All Laminate (\$)	HPL Surfaces (\$)
<b>Surface height bookcases – 18" H</b> 	<i>Translucent insert with Silver anodized aluminum framed. Silver anodized aluminum feet. 1 tone only.</i>				
	30 x 13 x 18	750 x 325 x 450	CNNNS-EBT1830	912	–
	24 x 13 x 18	600 x 325 x 450	CNNNS-EBT1824	898	–
18 x 13 x 18	450 x 325 x 450	CNNNS-EBT1818	881	–	

	W x D x H (in)	W x D x H (mm)	Code	All Laminate (\$)	HPL Surfaces (\$)
<b>Surface height bookcases – 11" H</b> 	<b>Laminate back</b> <i>Silver anodized aluminum feet. 1 tone only.</i>				
	30 x 13 x 11	750 x 325 x 285	CNNNS-EBM1130	722	–
	24 x 13 x 11	600 x 325 x 285	CNNNS-EBM1124	705	–
<b>White board on back</b> <i>Silver anodized aluminum feet. 1 tone only.</i>	18 x 13 x 11	450 x 325 x 285	CNNNS-EBM1118	692	–
	30 x 13 x 11	750 x 325 x 285	CNNNS-EBW1130	805	–
	24 x 13 x 11	600 x 325 x 285	CNNNS-EBW1124	768	–
18 x 13 x 11	450 x 325 x 285	CNNNS-EBW1118	729	–	

	W x D x H (in)	W x D x H (mm)	Code	All Laminate (\$)	HPL Surfaces (\$)
<b>Surface height bookcases – 11" H</b> 	<i>Translucent insert with Silver anodized aluminum framed. Silver anodized aluminum feet. 1 tone only.</i>				
	30 x 13 x 11	750 x 325 x 285	CNNNS-EBT1130	828	–
	24 x 13 x 11	600 x 325 x 285	CNNNS-EBT1124	812	–
18 x 13 x 11	450 x 325 x 285	CNNNS-EBT1118	798	–	

Place the letter S at the beginning of each item code, and specify "exact dimensions" in item description. For laminate items only. Not applicable on fabric items or accessories.



	W x D x H (in)	W x D x H (mm)	Code	All Laminate (\$)	HPL Surfaces (\$)
<b>Surface height pigeonholes</b> 	<b>Laminate back</b> <i>Silver anodized aluminum feet. 1 tone only.</i>				
	30 x 13 x 11	750 x 325 x 285	<b>CNNNS-DVM1130</b>	<b>768</b>	—
	24 x 13 x 11	600 x 325 x 285	<b>CNNNS-DVM1124</b>	<b>753</b>	—
	18 x 13 x 11	450 x 325 x 285	<b>CNNNS-DVM1118</b>	<b>729</b>	—
<b>White board on back</b> <i>Silver anodized aluminum feet. 1 tone only.</i>					
	30 x 13 x 11	750 x 325 x 285	<b>CNNNS-DVW1130</b>	<b>822</b>	—
	24 x 13 x 11	600 x 325 x 285	<b>CNNNS-DVW1124</b>	<b>791</b>	—
	18 x 13 x 11	450 x 325 x 285	<b>CNNNS-DVW1118</b>	<b>753</b>	—

	W x D x H (in)	W x D x H (mm)	Code	All Laminate (\$)	HPL Surfaces (\$)
<b>Surface height pigeonholes</b> 	<i>Translucent insert with Silver anodized aluminum framed. Silver anodized aluminum feet. 1 tone only.</i>				
	30 x 13 x 11	750 x 325 x 285	<b>CNNNS-DVT1130</b>	<b>850</b>	—
	24 x 13 x 11	600 x 325 x 285	<b>CNNNS-DVT1124</b>	<b>822</b>	—
	18 x 13 x 11	450 x 325 x 285	<b>CNNNS-DVT1118</b>	<b>791</b>	—

	W x D x H (in)	W x D x H (mm)	Code	All Laminate (\$)	HPL Surfaces (\$)
<b>Open hutchers for double-sided surfaces</b> 	<i>Clearance: 16 3/4" (425 mm). Open space on each side. Half-height centered acrylic back. Storage module back can receive a tackboard.</i>				
	84 x 14 3/4 x 32	2100 x 364 x 800	<b>CNN_S-EDT843215</b>	<b>2,027</b>	—
	72 x 14 3/4 x 32	1800 x 364 x 800	<b>CNN_S-EDT723215</b>	<b>1,921</b>	—
	60 x 14 3/4 x 32	1500 x 364 x 800	<b>CNN_S-EDT603215</b>	<b>1,830</b>	—
	48 x 14 3/4 x 32	1200 x 364 x 800	<b>CNN_S-EDT483215</b>	<b>1,802</b>	—
42 x 14 3/4 x 32	1050 x 364 x 800	<b>CNN_S-EDT423215</b>	<b>1,604</b>	—	
	<b>Specify the Gloss finish (W, N).</b>				

	W x D x H (in)	W x D x H (mm)	Code	All Laminate (\$)	HPL Surfaces (\$)
<b>Sliding doors hutchers for double-sided surfaces</b> 	<i>Clearance: 16 1/2" (412 mm). 1 sliding door on each side. Half-height centered acrylic back.</i>				
	84 x 16 x 32	2100 x 400 x 800	<b>CNN_S-EDT843216C</b>	<b>2,804</b>	—
	72 x 16 x 32	1800 x 400 x 800	<b>CNN_S-EDT723216C</b>	<b>2,681</b>	—
	60 x 16 x 32	1500 x 400 x 800	<b>CNN_S-EDT603216C</b>	<b>2,583</b>	—
	48 x 16 x 32	1200 x 400 x 800	<b>CNN_S-EDT483216C</b>	<b>2,544</b>	—
42 x 16 x 32	1050 x 400 x 800	<b>CNN_S-EDT423216C</b>	<b>2,325</b>	—	
	<b>Specify the Gloss finish (W, N).</b>				

	W x D x H (in)	W x D x H (mm)	Code	All Laminate (\$)	HPL Surfaces (\$)
<b>Laminate dividers for double-sided surfaces</b> 	<i>Centered laminate back compatible with a tackboard.</i>				
	84 x 14 3/4 x 32	2100 x 364 x 800	<b>CNN_S-EDS843215</b>	<b>1,017</b>	—
	72 x 14 3/4 x 32	1800 x 364 x 800	<b>CNN_S-EDS723215</b>	<b>995</b>	—
	60 x 14 3/4 x 32	1500 x 364 x 800	<b>CNN_S-EDS603215</b>	<b>971</b>	—
	48 x 14 3/4 x 32	1200 x 364 x 800	<b>CNN_S-EDS483215</b>	<b>966</b>	—
42 x 14 3/4 x 32	1050 x 364 x 800	<b>CNN_S-EDS423215</b>	<b>918</b>	—	
	<b>Specify the Gloss finish (W, N).</b>				

High-Gloss White finish option for back (W): add \$160.

	W x D x H (in)	W x D x H (mm)	Code	All Laminate (\$)	HPL Surfaces (\$)
<b>Open hutchers for single-sided surfaces</b> 	<i>Clearance: 16 3/4" (425 mm). Half-height acrylic back.</i>				
	84 x 15 1/4 x 32	2100 x 380 x 800	<b>CNN_S-EST843215</b>	<b>1,863</b>	—
	72 x 15 1/4 x 32	1800 x 380 x 800	<b>CNN_S-EST723215</b>	<b>1,784</b>	—
	60 x 15 1/4 x 32	1500 x 380 x 800	<b>CNN_S-EST603215</b>	<b>1,725</b>	—
	48 x 15 1/4 x 32	1200 x 380 x 800	<b>CNN_S-EST483215</b>	<b>1,705</b>	—
42 x 15 1/4 x 32	1050 x 380 x 800	<b>CNN_S-EST423215</b>	<b>1,566</b>	—	

High-Gloss White finish option for back (W): add \$160.

**Specify the Gloss finish (W, N).**

	W x D x H (in)	W x D x H (mm)	Code	All Laminate (\$)	HPL Surfaces (\$)
<b>Sliding door hutchers for single-sided surfaces</b> 	<i>Clearance: 16 1/2" (412 mm). Half-height acrylic back. 1 sliding door.</i>				
	84 x 16 x 32	2100 x 400 x 800	<b>CNN_S-EST843216C</b>	<b>2,280</b>	—
	72 x 16 x 32	1800 x 400 x 800	<b>CNN_S-EST723216C</b>	<b>2,204</b>	—
	60 x 16 x 32	1500 x 400 x 800	<b>CNN_S-EST603216C</b>	<b>2,149</b>	—
	48 x 16 x 32	1200 x 400 x 800	<b>CNN_S-EST483216C</b>	<b>2,112</b>	—
42 x 16 x 32	1050 x 400 x 800	<b>CNN_S-EST423216C</b>	<b>1,976</b>	—	

High-Gloss White finish option for doors and back (W): add \$242.

**Specify the Gloss finish (W, N).**

	W x D x H (in)	W x D x H (mm)	Code	All Laminate (\$)	HPL Surfaces (\$)
<b>Laminate dividers for single-sided surface</b> 	<i>Back can receive a tackboard.</i>				
	84 x 15 1/4 x 32	2100 x 380 x 800	<b>CNN_S-ESS843215</b>	<b>971</b>	—
	72 x 15 1/4 x 32	1800 x 380 x 800	<b>CNN_S-ESS723215</b>	<b>942</b>	—
	60 x 15 1/4 x 32	1500 x 380 x 800	<b>CNN_S-ESS603215</b>	<b>926</b>	—
	48 x 15 1/4 x 32	1200 x 380 x 800	<b>CNN_S-ESS483215</b>	<b>912</b>	—
42 x 15 1/4 x 32	1050 x 380 x 800	<b>CNN_S-ESS423215</b>	<b>865</b>	—	

High-Gloss White finish option for back (W): add \$160.

**Specify the Gloss finish (W, N).**

	W x D x H (in)	W x D x H (mm)	Code	All Laminate (\$)	HPL Surfaces (\$)
<b>Open hutchers for storage module</b> 	<i>Clearance: 16 3/4" (425 mm). Half-height centered acrylic back.</i>				
	90 x 19 1/4 x 32	2250 x 480 x 800	<b>CNN_S-ET903220</b>	<b>1,678</b>	—
	72 x 19 1/4 x 32	1800 x 480 x 800	<b>CNN_S-ET723220</b>	<b>1,459</b>	—
	60 x 19 1/4 x 32	1500 x 480 x 800	<b>CNN_S-ET603220</b>	<b>1,382</b>	—
	48 x 19 1/4 x 32	1200 x 480 x 800	<b>CNN_S-ET483220</b>	<b>1,317</b>	—
42 x 19 1/4 x 32	1050 x 480 x 800	<b>CNN_S-ET423220</b>	<b>1,238</b>	—	

High-Gloss White finish option for back (W): add \$242.

**Specify the Gloss finish (W, N).**

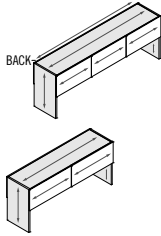
90": 3 sections  
72" to 42": 2 sections

Place the letter S at the beginning of each item code, and specify "exact dimensions" in item description.



	W x D x H (in)	W x D x H (mm)	Code	All Laminate (\$)	HPL Surfaces (\$)
<b>Hutches with lift-up doors for storage module</b>	<i>Clearance: 16 1/2" (412 mm). Lift-up doors with soft close. Half-height acrylic back.</i>				
	90 x 20 x 32	2250 x 500 x 800	CNN_S-ET903220V	2,574	—
	72 x 20 x 32	1800 x 500 x 800	CNN_S-ET723220V	2,082	—
	60 x 20 x 32	1500 x 500 x 800	CNN_S-ET603220V	1,998	—
	48 x 20 x 32	1200 x 500 x 800	CNN_S-ET483220V	1,907	—
	42 x 20 x 32	1050 x 500 x 800	CNN_S-ET423220V	1,822	—

Specify the Gloss finish (W, N).

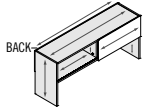


High-Gloss White finish option for doors and back (W): add \$323.

90": 3 sections  
72" to 42": 2 sections

	W x D x H (in)	W x D x H (mm)	Code	All Laminate (\$)	HPL Surfaces (\$)
<b>Sliding door hutches for storage module</b>	<i>Clearance: 16 1/2" (412 mm). 1 sliding door. Half-height acrylic back.</i>				
	72 x 20 x 32	1800 x 500 x 800	CNN_S-ET723220C	2,318	—
	60 x 20 x 32	1500 x 500 x 800	CNN_S-ET603220C	2,187	—
	48 x 20 x 32	1200 x 500 x 800	CNN_S-ET483220C	2,059	—

Specify the Gloss finish (W, N).

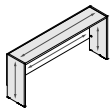


High-Gloss White finish option for back (W): add \$242.

72" to 42": 2 sections

	W x D x H (in)	W x D x H (mm)	Code	All Laminate (\$)	HPL Surfaces (\$)
<b>Laminate dividers for storage module</b>	<i>Back can receive a tackboard.</i>				
	90 x 19 1/4 x 32	2250 x 480 x 800	CNN_S-ES903220	1,054	—
	72 x 19 1/4 x 32	1800 x 480 x 800	CNN_S-ES723220	1,023	—
	60 x 19 1/4 x 32	1500 x 480 x 800	CNN_S-ES603220	1,011	—
	48 x 19 1/4 x 32	1200 x 480 x 800	CNN_S-ES483220	989	—
	42 x 19 1/4 x 32	1050 x 480 x 800	CNN_S-ES423220	942	—

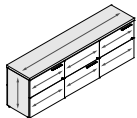
Specify the Gloss finish (W, N).



High-Gloss White finish option for back (W): add \$160.

	W x D x H (in)	W x D x H (mm)	Code	All Laminate (\$)	HPL Surfaces (\$)
<b>Shared storage modules, lateral files</b>	<i>3 file drawers with suspension bars on both sides. Locks.</i>				
	90 x 20 x 29 7/8	2250 x 500 x 745	C_N_-DFM2090MF	4,346	4,803
	90 x 20 x 29 7/8	2250 x 500 x 757	C_N_-DFM2090MF	4,557	5,137

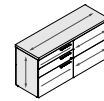
Specify the surface type (5, 6). Specify the Gloss finish (W, N). Specify accent color (S, W).



High-Gloss White finish option for drawer fronts and back (W): add \$484.

Packaged in 4 boxes.

	W x D x H (in)	W x D x H (mm)	Code	All Laminate (\$)	HPL Surfaces (\$)
<b>Shared storage modules, box and file drawers</b>	<i>2 box drawers and 1 file drawer with suspension bar on both sides. Pencil trays. Locks.</i>				
	72 x 20 x 29 7/8	1800 x 500 x 745	C_N_-DLUF2072M	3,138	3,473
	60 x 20 x 29 7/8	1500 x 500 x 745	C_N_-DLUF2060M	3,047	3,343
	48 x 20 x 29 7/8	1200 x 500 x 745	C_N_-DLUF2048M	2,947	3,212



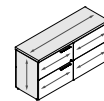
High-Gloss White finish option for drawer fronts and back (W): add \$323.

Specify the surface type (1, 2). Specify the Gloss finish (W, N). Specify accent color (S, W).

72 x 20 x 29 7/8	1800 x 500 x 757	C_N_-DLUF2072M	3,330	3,897
60 x 20 x 29 7/8	1500 x 500 x 757	C_N_-DLUF2060M	3,212	3,852
48 x 20 x 29 7/8	1200 x 500 x 757	C_N_-DLUF2048M	3,078	3,691

Specify the surface type (5, 6). Specify the Gloss finish (W, N). Specify accent color (S, W).

	W x D x H (in)	W x D x H (mm)	Code	All Laminate (\$)	HPL Surfaces (\$)
<b>Shared storage modules, lateral files</b>	<i>2 file drawers with suspension bars on both sides. Locks.</i>				
	72 x 20 x 29 7/8	1800 x 500 x 745	C_N_-DLF2072M	2,726	3,130
	60 x 20 x 29 7/8	1500 x 500 x 745	C_N_-DLF2060M	2,638	2,999
	48 x 20 x 29 7/8	1200 x 500 x 745	C_N_-DLF2048M	2,562	2,918



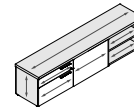
High-Gloss White finish option for drawer fronts and back (W): add \$323.

Specify the surface type (1, 2). Specify the Gloss finish (W, N). Specify accent color (S, W).

72 x 20 x 29 7/8	1800 x 500 x 757	C_N_-DLF2072M	2,881	3,480
60 x 20 x 29 7/8	1500 x 500 x 757	C_N_-DLF2060M	2,774	3,322
48 x 20 x 29 7/8	1200 x 500 x 757	C_N_-DLF2048M	2,681	3,225

Specify the surface type (5, 6). Specify the Gloss finish (W, N). Specify accent color (S, W).

	W x D x H (in)	W x D x H (mm)	Code	All Laminate (\$)	HPL Surfaces (\$)
<b>Shared storage modules, box and file drawers – 21" H</b>	<i>1 box drawer and 1 file drawer with suspension bar on both sides. 1 open space on each side. Adjustable shelves. Pencil trays. Locks. Can receive 1 or more cushions.</i>				
	90 x 20 x 21	2250 x 500 x 561	C_N_-DUL209021MS	2,895	3,252
	72 x 20 x 21	1800 x 500 x 561	C_N_-DUL207221MS	2,615	2,895



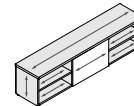
High-Gloss White finish option for drawer fronts and back (W): add \$484.

Specify the surface type (1, 2). Specify the Gloss finish (W, N). Specify accent color (W, S).

90 x 20 x 21	2250 x 500 x 561	C_N_-DUL209021MS	3,060	3,381
72 x 20 x 21	1800 x 500 x 561	C_N_-DUL207221MS	2,751	3,105

Specify the surface type (5, 6). Specify the Gloss finish (W, N). Specify accent color (W, S).

	W x D x H (in)	W x D x H (mm)	Code	All Laminate (\$)	HPL Surfaces (\$)
<b>Shared open bookcases – 21" H</b>	<i>1 open space with back on each side. 1 open space without back. Adjustable shelves. Can receive 1 or more cushions.</i>				
	90 x 20 x 21	2250 x 500 x 561	C_N_N-DS209021MS	1,664	1,976
	72 x 20 x 21	1800 x 500 x 561	C_N_N-DS207221MS	1,520	1,802



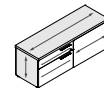
High-Gloss White finish option for fronts (W): add \$242.

Specify the surface type (1, 2). Specify the Gloss finish (W, N).

90 x 20 x 21	2250 x 500 x 561	C_N_N-DS209021MS	1,793	1,983
72 x 20 x 21	1800 x 500 x 561	C_N_N-DS207221MS	1,638	1,891

Specify the surface type (5, 6). Specify the Gloss finish (W, N).

	W x D x H (in)	W x D x H (mm)	Code	All Laminate (\$)	HPL Surfaces (\$)
<b>Shared storage modules, box and file drawers – 21" H</b>	<i>1 box drawer and 1 file drawer with suspension bar on both sides. Pencil trays. Locks. Can receive 1 or more cushions.</i>				
	60 x 20 x 21	1500 x 500 x 561	C_N_-DUL206021M	2,544	2,662
	48 x 20 x 21	1200 x 500 x 561	C_N_-DUL204821M	2,463	2,510



High-Gloss White finish option for drawer fronts and back (W): add \$323.

Specify the surface type (1, 2). Specify the Gloss finish (W, N). Specify accent color (W, S).

60 x 20 x 21	1500 x 500 x 561	C_N_-DUL206021M	2,675	2,766
48 x 20 x 21	1200 x 500 x 561	C_N_-DUL204821M	2,530	2,597

Specify the surface type (5, 6). Specify the Gloss finish (W, N). Specify accent color (W, S).

Place the letter S at the beginning of each item code, and specify "exact dimensions" in item description.





**Shared open bookcases – 21" H**

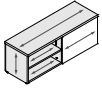
*1 open space on both sides. Adjustable shelves. Can receive 1 or more cushions.*

W x D x H (in)	W x D x H (mm)	Code	All Laminate (\$)	HPL Surfaces (\$)
60 x 20 x 21	1500 x 500 x 561	C_N_N-DS206021M	1,186	1,434
48 x 20 x 21	1200 x 500 x 561	C_N_N-DS204821M	1,147	1,368

**Specify the surface type (1, 2). Specify the Gloss finish (W, N).**

60 x 20 x 21	1500 x 500 x 561	C_N_N-DS206021M	1,262	1,513
48 x 20 x 21	1200 x 500 x 561	C_N_N-DS204821M	1,200	1,428

**Specify the surface type (5, 6). Specify the Gloss finish (W, N).**



High-Gloss White finish option for back (W): add \$242.

**Lateral box and file storages**

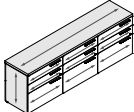
*6 box drawers and 3 file drawers with suspension bars. Pencil trays. Locks.*

90 x 20 x 29 3/8	2250 x 500 x 745	C_N_-LUF2090LUF	4,869	5,204
------------------	------------------	-----------------	-------	-------

**Specify the surface type (1, 2). Specify the Gloss finish (W, N). Specify accent color (W, S).**

90 x 20 x 29 3/8	2250 x 500 x 757	C_N_-LUF2090LUF	5,106	5,424
------------------	------------------	-----------------	-------	-------

**Specify the surface type (5, 6). Specify the Gloss finish (W, N). Specify accent color (W, S).**



High-Gloss White finish option for drawer fronts and back (W): add \$484.

Packaged in 4 boxes.

**Lateral file storages**

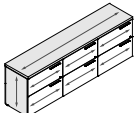
*6 file drawers with suspension bars. Locks.*

90 x 20 x 29 3/8	2250 x 500 x 745	C_N_-LF2090LF	4,323	4,643
------------------	------------------	---------------	-------	-------

**Specify the surface type (1, 2). Specify the Gloss finish (W, N). Specify accent color (W, S).**

90 x 20 x 29 3/8	2250 x 500 x 757	C_N_-LF2090LF	4,543	4,847
------------------	------------------	---------------	-------	-------

**Specify the surface type (5, 6). Specify the Gloss finish (W, N). Specify accent color (W, S).**



High-Gloss White finish option for drawer fronts and back (W): add \$484.

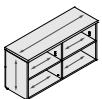
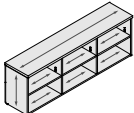
Packaged in 4 boxes.

**Open bookcase storages**

*Adjustable shelves.*

90 x 20 x 29 3/8	2250 x 500 x 745	C_N_N-S2090S	1,692	1,976
72 x 20 x 29 3/8	1800 x 500 x 745	C_N_N-S2072S	1,360	1,586
60 x 20 x 29 3/8	1500 x 500 x 745	C_N_N-S2060S	1,276	1,496
48 x 20 x 29 3/8	1200 x 500 x 745	C_N_N-S2048S	1,193	1,382

**Specify the surface type (1, 2). Specify the Gloss finish (W, N).**



High-Gloss White finish option for back (W): add \$323.

**Lateral box and file storages**

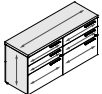
*4 box drawers and 2 file drawers with suspension bars. Pencil trays. Locks.*

72 x 20 x 29 3/8	1800 x 500 x 745	C_N_-LUF2072LUF	3,047	3,509
60 x 20 x 29 3/8	1500 x 500 x 745	C_N_-LUF2060LUF	2,947	3,349
48 x 20 x 29 3/8	1200 x 500 x 745	C_N_-LUF2048LUF	2,811	3,191

**Specify the surface type (1, 2). Specify the Gloss finish (W, N). Specify accent color (W, S).**

72 x 20 x 29 3/8	1800 x 500 x 757	C_N_-LUF2072LUF	3,177	3,639
60 x 20 x 29 3/8	1500 x 500 x 757	C_N_-LUF2060LUF	2,962	3,487
48 x 20 x 29 3/8	1200 x 500 x 757	C_N_-LUF2048LUF	2,756	3,310

**Specify the surface type (5, 6). Specify the Gloss finish (W, N). Specify accent color (W, S).**



High-Gloss White finish option for drawer fronts and back (W): add \$323.

**Lateral file storages**

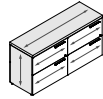
*4 file drawers with suspension bars. Locks.*

72 x 20 x 29 3/8	1800 x 500 x 745	C_N_-LF2072LF	2,621	2,947
60 x 20 x 29 3/8	1500 x 500 x 745	C_N_-LF2060LF	2,515	2,804
48 x 20 x 29 3/8	1200 x 500 x 745	C_N_-LF2048LF	2,400	2,662

**Specify the surface type (1, 2). Specify the Gloss finish (W, N). Specify accent color (W, S).**

72 x 20 x 29 3/8	1800 x 500 x 757	C_N_-LF2072LF	2,863	3,184
60 x 20 x 29 3/8	1500 x 500 x 757	C_N_-LF2060LF	2,651	3,016
48 x 20 x 29 3/8	1200 x 500 x 757	C_N_-LF2048LF	2,424	2,909

**Specify the surface type (5, 6). Specify the Gloss finish (W, N). Specify accent color (W, S).**



High-Gloss White finish option for drawer fronts and back (W): add \$323.

**Lateral box and file storages**

*2 box drawers and 1 file drawer with suspension bar. Pencil tray. Lock.*

36 x 20 x 29 3/8	900 x 500 x 745	C_N_-2036LUF	1,579	1,863
------------------	-----------------	--------------	-------	-------

**Specify the surface type (1, 2). Specify the Gloss finish (W, N). Specify accent color (W, S).**

36 x 20 x 29 3/8	900 x 500 x 757	C_N_-2036LUF	1,620	1,953
------------------	-----------------	--------------	-------	-------

**Specify the surface type (5, 6). Specify the Gloss finish (W, N). Specify accent color (W, S).**



High-Gloss White finish option for drawer fronts and back (W): add \$242.

**Lateral file storages**

*2 file drawers with suspension bars. Lock.*

36 x 20 x 29 3/8	900 x 500 x 745	C_N_-2036LF	1,505	1,770
------------------	-----------------	-------------	-------	-------

**Specify the surface type (1, 2). Specify the Gloss finish (W, N). Specify accent color (W, S).**

36 x 20 x 29 3/8	900 x 500 x 757	C_N_-2036LF	1,541	1,847
------------------	-----------------	-------------	-------	-------

**Specify the surface type (5, 6). Specify the Gloss finish (W, N). Specify accent color (W, S).**



High-Gloss White finish option for drawer fronts and back (W): add \$242.

**Open bookcase storages**

*Adjustable shelf.*

36 x 20 x 29 3/8	900 x 500 x 745	C_N_N-2036S	958	1,070
------------------	-----------------	-------------	-----	-------

**Specify the surface type (1, 2). Specify the Gloss finish (W, N).**

36 x 20 x 29 3/8	900 x 500 x 757	C_N_N-2036S	1,070	1,283
------------------	-----------------	-------------	-------	-------

**Specify the surface type (5, 6). Specify the Gloss finish (W, N).**



High-Gloss White finish option for back (W): add \$160.

**Lateral box and file storages – 21" H**

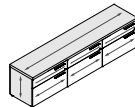
*3 box drawers and 3 file drawers with suspension bars. Pencil trays. Locks. Can receive 1 or more cushions.*

90 x 20 x 21	2250 x 500 x 561	C_N_-UL209021UL	3,363	3,670
--------------	------------------	-----------------	-------	-------

**Specify the surface type (1, 2). Specify the Gloss finish (W, N). Specify accent color (W, S).**

90 x 20 x 21	2250 x 500 x 561	C_N_-UL209021UL	3,509	3,828
--------------	------------------	-----------------	-------	-------

**Specify the surface type (5, 6). Specify the Gloss finish (W, N). Specify accent color (W, S).**

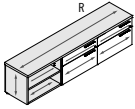
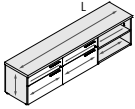


High-Gloss White finish option for drawer fronts and back (W): add \$484.

Place the letter S at the beginning of each item code, and specify "exact dimensions" in item description.



W x D x H (in)	W x D x H (mm)	Code	All Laminate (\$)	HPL Surfaces (\$)
<b>Lateral box and file with open space storages – 21" H</b>				
<i>2 box drawers and 2 file drawers with suspension bars. 1 open space with adjustable shelf. Pencil trays. Locks. Can receive 1 or more cushions.</i>				
90 x 20 x 21	2250 x 500 x 561	C_N_-UL209021ULS_	2,850	3,039
72 x 20 x 21	1800 x 500 x 561	C_N_-UL207221ULS_	2,704	2,856

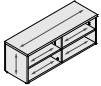
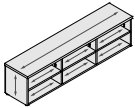


High-Gloss White finish option for drawer fronts and back (W): add \$484.

90 x 20 x 21	2250 x 500 x 561	C_N_-UL209021ULS_	2,942	3,138
72 x 20 x 21	1800 x 500 x 561	C_N_-UL207221ULS_	2,780	2,942

Specify the surface type (1, 2). Specify the Gloss finish (W, N). Specify accent color (W, S). Choose left or right, add L or R at the end of the code.

W x D x H (in)	W x D x H (mm)	Code	All Laminate (\$)	HPL Surfaces (\$)
<b>Open bookcase storages – 21" H</b>				
<i>Adjustable shelves. Can receive 1 or more cushions.</i>				
90 x 20 x 21	2250 x 500 x 561	C_N_N-S209021S	1,586	1,802
72 x 20 x 21	1800 x 500 x 561	C_N_N-S207221S	1,271	1,445
60 x 20 x 21	1500 x 500 x 561	C_N_N-S206021S	1,193	1,335
48 x 20 x 21	1200 x 500 x 561	C_N_N-S204821S	1,117	1,229
36 x 20 x 21	900 x 500 x 561	C_N_N-S203621S	1,034	1,124

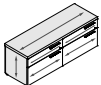


High-Gloss White finish option for back (W): add \$242.

90 x 20 x 21	2250 x 500 x 561	C_N_N-S209021S	1,672	1,902
72 x 20 x 21	1800 x 500 x 561	C_N_N-S207221S	1,345	1,527
60 x 20 x 21	1500 x 500 x 561	C_N_N-S206021S	1,253	1,406
48 x 20 x 21	1200 x 500 x 561	C_N_N-S204821S	1,162	1,292
36 x 20 x 21	900 x 500 x 561	C_N_N-S203621S	1,070	1,172

Specify the surface type (1, 2). Specify the Gloss finish (W, N).

W x D x H (in)	W x D x H (mm)	Code	All Laminate (\$)	HPL Surfaces (\$)
<b>Lateral box and file storages – 21" H</b>				
<i>2 box drawers and 2 file drawers with suspension bars. Pencil trays. Locks. Can receive 1 or more cushions.</i>				
60 x 20 x 22	1500 x 500 x 561	C_N_-UL206021UL	2,429	2,675
48 x 20 x 22	1200 x 500 x 561	C_N_-UL204821UL	2,325	2,538

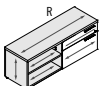
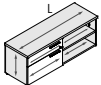


High-Gloss White finish option for drawer fronts and back (W): add \$323.

60 x 20 x 22	1500 x 500 x 561	C_N_-UL206021UL	2,530	2,742
48 x 20 x 22	1200 x 500 x 561	C_N_-UL204821UL	2,409	2,592

Specify the surface type (1, 2). Specify the Gloss finish (W, N). Specify accent color (W, S).

W x D x H (in)	W x D x H (mm)	Code	All Laminate (\$)	HPL Surfaces (\$)
<b>Lateral box and file with open space storages – 21" H</b>				
<i>1 box drawer and 1 file drawer with suspension bar. 1 open space with adjustable shelf. Pencil tray. Lock. Can receive 1 or more cushions.</i>				
60 x 20 x 21	1500 x 500 x 561	C_N_-UL206021S_	1,809	1,998
48 x 20 x 21	1200 x 500 x 561	C_N_-UL204821S_	1,705	1,869



High-Gloss White finish option for drawer fronts and back (W): add \$242.

60 x 20 x 21	1500 x 500 x 561	C_N_-UL206021S_	1,902	2,107
48 x 20 x 21	1200 x 500 x 561	C_N_-UL204821S_	1,784	1,953

Specify the surface type (1, 2). Specify the Gloss finish (W, N). Specify accent color (S, W). Choose left or right, add L or R at the end of the code.

W x D x H (in)	W x D x H (mm)	Code	All Laminate (\$)	HPL Surfaces (\$)
<b>Mobile pedestal – 20" H</b>				
<i>1 box drawer, 1 file drawer with suspension bar. Pencil tray. Lock. Brakes on front casters. Fits under a work surface. Can accommodate 1 cushion.</i>				
15 x 18 x 20	388 x 450 x 508	CNN_-MP1518F	1,229	-



High-Gloss White finish option for drawer fronts (W): add \$81.

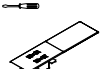
Specify the Gloss finish (W, N). Specify accent color (W, S).

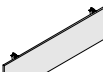
Place the letter S at the beginning of each item code, and specify "exact dimensions" in item description. For laminate items only. Not applicable on fabric items or accessories.

## ELECTRIFICATION


Code	Price (\$)
<b>ELECTRIFICATION</b>	
<b>Electrical table kit</b>	
<i>4 duplex receptacles with cables. Black. Compatible with surfaces 96"/84"/72" W. (2400 mm/2100 mm/1828 mm).</i>	
LGC-4TRAC496C_	592
Specify circuit number at the end of the code (1, 2).	
<b>Electrical table kit</b>	
<i>2 duplex receptacles with cable. Black. Compatible with surfaces 96"/84" W. (2400 mm/1800 mm).</i>	
LGC-4TRAC296C_	349
Specify circuit number at the end of the code (1, 2).	
<b>Electrical table kit</b>	
<i>2 duplex receptacles with cable. Black. Compatible with surfaces 72" W. (1828 mm).</i>	
LGC-4TRAC272C_	327
Specify circuit number at the end of the code (1, 2).	
<b>Electrical table kit</b>	
<i>2 duplex receptacles with cable. Black. Compatible with surfaces 60"/48" W. (1524 mm/1200 mm).</i>	
LGC-4TRAC260C_	312
Specify circuit number at the end of the code (1, 2).	
<b>Pass cables</b>	
<i>Connects 2 adjacent surfaces.</i>	
LGC-PASS54	210
LGC-PASS36	184
<b>Electrical floor feed</b>	
<i>72" (1828 mm) cable or 60" (1524 mm) cable. Must be installed by an electrician.</i>	
LGC-FFED72	288
LGC-FFED60	282
<b>Power source from the floor to the central wire management raceway</b>	
<i>23" (569 mm) tall aluminum post, silver. 72" (1828 mm) long cable. Screws and supports included. Must be installed by an electrician.</i>	
CNNNS-FFED23	473
<i>23" (569 mm) tall aluminum post, Silver.</i>	
CNNNS-CEV23	318
Packaged in 2 boxes.	
<b>Electrical ceiling feed</b>	
<i>120" (3000 mm) tall aluminum post, Silver. 132" (3353 mm) long cable. Screws and supports included. Must be installed by an electrician.</i>	
CNNNS-CFED120	701
<i>120" (3000 mm) tall aluminum post, Silver.</i>	
CNNNS-POLE120	545
Packaged in 2 boxes.	
<b>Communication plate</b>	
<i>Communication plate for single-sided or double-sided surfaces. Silver finish. Adaptors included.</i>	
LGC-COM	53



	W x D x H (in)	W x D x H (mm)	Code	Price (\$)
<b>Surface electrical module</b> 	<i>4 power outlets and 4 charging USB. Must be installed on a surface with wire management raceway. Plugs into a wall outlet or into the CITE electrical system. Cable length of 9' (2740 mm).</i>			
	24 x 6 x 1/4	600 x 160 x 6	<b>CNNN_-DELECT</b>	<b>1,147</b>
	<b>Specify accent color (S, W).</b>			

	W x D x H (in)	W x D x H (mm)	Code	Price (\$)
<b>Modular modesty panels</b> 	<i>Compatible with return surfaces.</i>			
	54 x 7/8 x 14	1350 x 16 x 350	<b>CNN_S-MOD1454</b>	<b>745</b>
	42 x 7/8 x 14	1050 x 16 x 350	<b>CNN_S-MOD1442</b>	<b>622</b>
	30 x 7/8 x 14	750 x 16 x 350	<b>CNN_S-MOD1430</b>	<b>510</b>
	<b>Specify the Gloss finish (W, N).</b>			

High-Gloss White finish option (W): add \$81.

	W x D x H (in)	W x D x H (mm)	Code	Price (\$)
<b>Cushions for storage modules and pedestal</b> 	<i>Install on low storage modules or mobile pedestals with velcro. These prices are applicable for United Chair® Grade 1 and 2 fabrics. For other United Chair® grades add: Grade 3: 15%, Grade 4: 20%, Grade 5: 25%, Grade 6: 30%, Grade 8: 35%.</i>			
	36 x 20 x 1 3/8	900 x 500 x 35	<b>CNNNN-CU2036</b>	<b>562</b>
	30 x 20 x 1 3/8	750 x 500 x 35	<b>CNNNN-CU2030</b>	<b>525</b>
	24 x 20 x 1 3/8	600 x 500 x 35	<b>CNNNN-CU2024</b>	<b>441</b>
	15 x 18 x 1 3/8	388 x 450 x 35	<b>CNNNN-CU1518</b>	<b>318</b>

All United Chair® standard fabrics (except vinyls and leathers) are available to coordinate on tackboard.

**Tackboards**



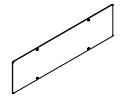
All United Chair® standard fabrics (except vinyls and leathers) are available to coordinate on tackboard.

W x D x H (in)	W x D x H (mm)	Code	Price (\$)
<i>Mount to surface height bookcases, pigeonholes back panel and hutches. These prices are applicable for United Chair® Grade 1 and 2 fabrics. For other United Chair® grades add: Grade 3: 15%, Grade 4: 20%, Grade 5: 25%, Grade 6: 30%, Grade 8: 35%.</i>			

<i>Tackboards for hutches</i>			
88 x 1/2 x 22	2200 x 13 x 548	<b>CNNNN-TK8822</b>	<b>601</b>
82 x 1/2 x 22	2050 x 13 x 548	<b>CNNNN-TK8222</b>	<b>586</b>
70 x 1/2 x 22	1750 x 13 x 548	<b>CNNNN-TK7022</b>	<b>555</b>
58 x 1/2 x 22	1450 x 13 x 548	<b>CNNNN-TK5822</b>	<b>501</b>
46 x 1/2 x 22	1150 x 13 x 548	<b>CNNNN-TK4622</b>	<b>473</b>
40 x 1/2 x 22	1000 x 13 x 548	<b>CNNNN-TK4022</b>	<b>457</b>
40 x 1/2 x 12 1/2	1005 x 13 x 317	<b>CNNNN-TK4012</b>	<b>402</b>
34 x 1/2 x 12 1/2	855 x 13 x 317	<b>CNNNN-TK3412</b>	<b>364</b>
28 x 1/2 x 12 1/2	705 x 13 x 317	<b>CNNNN-TK2812</b>	<b>336</b>
22 x 1/2 x 12 1/2	555 x 13 x 317	<b>CNNNN-TK2212</b>	<b>312</b>
19 x 1/2 x 12 1/2	480 x 13 x 317	<b>CNNNN-TK1912</b>	<b>289</b>

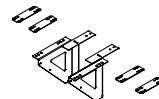
<i>Tackboards for surface bookcases and pigeonholes</i>			
16 x 1/2 x 25	408 x 13 x 611	<b>CNNNN-TK1625</b>	<b>402</b>
16 x 1/2 x 19	408 x 13 x 467	<b>CNNNN-TK1619</b>	<b>323</b>
16 x 1/2 x 13	408 x 13 x 340	<b>CNNNN-TK1613</b>	<b>363</b>
22 x 1/2 x 13	558 x 13 x 340	<b>CNNNN-TK2213</b>	<b>372</b>
28 x 1/2 x 13	708 x 13 x 340	<b>CNNNN-TK2813</b>	<b>379</b>
16 x 1/2 x 5 3/4	408 x 13 x 147	<b>CNNNN-TK1606</b>	<b>331</b>
22 x 1/2 x 5 3/4	558 x 13 x 147	<b>CNNNN-TK2206</b>	<b>338</b>
28 x 1/2 x 5 3/4	708 x 13 x 147	<b>CNNNN-TK2806</b>	<b>347</b>

**Metal back for surface screens**



<i>Compatible with felt screens for end of surface. Convert a felt screen to be tackable.</i>			
56 1/4 x 8 1/2 x 19	1442 x 216 x 482	<b>CNNN_-METK6018</b>	<b>297</b>
50 7/8 x 8 1/2 x 19	1292 x 216 x 482	<b>CNNN_-METK5418</b>	<b>282</b>
29 1/8 x 8 1/2 x 19	740 x 216 x 482	<b>CNNN_-METK3018</b>	<b>265</b>
<b>Specify accent color (S, W).</b>			

**Hardware kit surface to storage module**




<i>Allow connection between surfaces (double, extension) and a 29" H (757 mm) storage module.</i>			
4 x 15 1/8 x 10 1/4	100 x 385 x 262	<b>CNNNS_-SURFCO</b>	<b>336</b>

**Heavy duty flush plates**



<i>4 plates included. Silver paint finish.</i>			
		<b>CNNNS-HDFP</b>	<b>99</b>

Place the letter S at the beginning of each item code, and specify "exact dimensions" in item description. For laminate items only. Not applicable on fabric items or accessories.



Electric height adjustable tables > C.I.T.É. Addendum > Canada > February 2024



**Canadian Federal Government  
Supply Arrangement (SA)  
E60PQ-140003/033/PQ  
Furniture for Work Spaces**



The C.I.T.É. collection is the recipient of NeoCon Gold Award – Furniture Systems Category – June 2010

The C.I.T.É. collection is the recipient of NeoCon Gold Award – Furniture Systems Enhancements Category – June 2015

## TABLE OF CONTENTS

### SPECIFICATIONS

ELECTRIC HEIGHT ADJUSTABLE TABLES .....	3
WIRE MANAGEMENT MODULES .....	4
SCREENS .....	4
ELECTRIFICATION .....	4
SPECIFICATION OF OPTIONS AND FINISHES .....	5

### C.I.T.É. ADDENDUM PRICE LIST

FREESTANDING HEIGHT ADJUSTABLE TABLES .....	5
WIRE MANAGEMENT MODULES .....	6
SCREENS .....	7
ELECTRIFICATION .....	7





# SPECIFICATIONS

## ELECTRIC HEIGHT ADJUSTABLE TABLES: ADDENDUM - C.I.T.É. - OFFICE FURNITURE SYSTEM

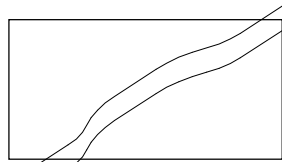
Electric height adjustable tables are very easy to use. They encourage active work (sitting/standing) and can be adjusted for users with different heights sharing the same workstation. Various base styles are offered.

### Electric height adjustment

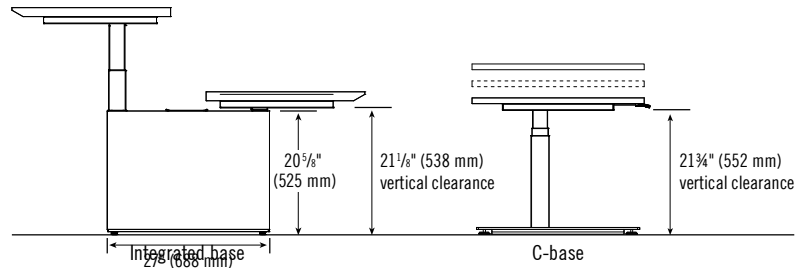
- Control keypad is installed beneath the work surface.
- Operating speed: 1¼" (32 mm) height adjustment per second.
- Sound level: 48 dB.
- Lift capacity of 2 columns: 264 lbs (120 kg).
- Recommended functional load capacity: 125 lbs (56 kg).
- Failure to respect the loads can cause the table/desk to malfunction.
- 120" L (3048 mm) cable with plug for wall outlet.
- Meet CSA and UL standards.



Digital control keypad with memory



Smile-shaped middle cutout

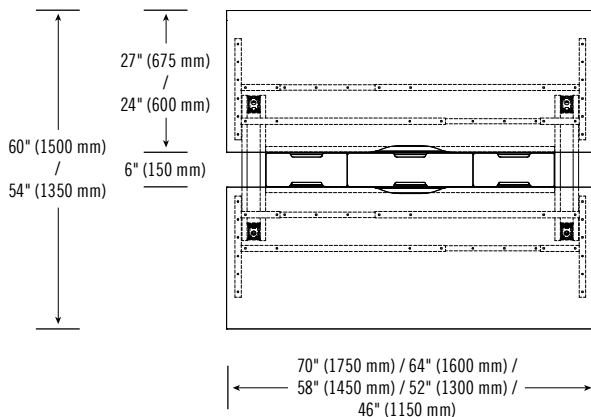


### Different base styles

	Integrated base (metal/laminate)	Freestanding C-base (metal)
<b>TOP 1" (25 mm)</b>		
Lowest position	23 3/8" (594 mm)	24" (607 mm)
Highest position	49" (1244 mm)	49 1/2" (1257 mm)
<b>TOP 1 1/2" (38 mm)</b>		
Lowest position	24" (606 mm)	24 1/2" (620 mm)
Highest position	49 1/2" (1256 mm)	50" (1270 mm)

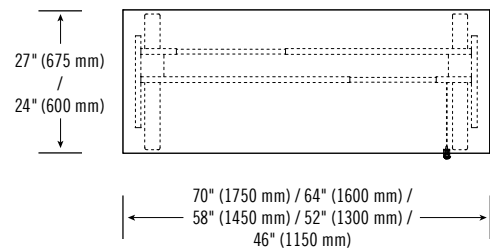
### Electric height adjustable tables - integrated base

- When specified, the knife edge (K) is located on the user side only.
- Levelers with height adjustment of 1 1/2" (38 mm).
- The grommet option on the side of the bases allows cabling to pass through horizontally between 2 double-sided tables. A flexible horizontal fabric DVW21 grommet is recommended.



### Electric height adjustable tables - freestanding base

- When specified, the knife edge (K) is located on the side of the users only.
- Levelers with height adjustment of 3/4" (20 mm).
- C-base: rectangular column of 2 1/2" W x 3" D (62 mm x 80 mm).
- Foot of 3 1/4" W x 22" D (80 mm x 559 mm).



WIRE MANAGEMENT MODULES

Wire management modules and end panel

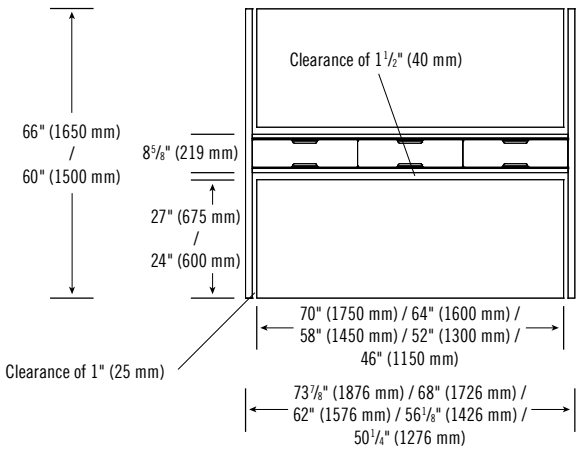
Wire management modules enable the creation of flexible and reconfigurable workstations when they are combined with electric height adjustable tables. End panels ensure the stability of single-sided and double-sided layouts.

- 22" high (561 mm), corresponding to the height of tables with double-sided surfaces and integrated bases. Offers a light and more effective layout.
- 29<sup>3</sup>/<sub>8</sub>" high (745 mm), compatible with a fixed C.I.T.É. table with 1" thick (25 mm) surfaces.
- 29<sup>7</sup>/<sub>8</sub>" high (757 mm), compatible with a fixed C.I.T.É. table with 1<sup>1</sup>/<sub>2</sub>" thick (38 mm) surfaces.
- A maximum length of 24' (7.2 m) for double-sided layouts and 16' (4.8 m) for single-sided layouts is recommended, regardless of the number of sections.
- Levelers with height adjustment of 1<sup>1</sup>/<sub>2</sub>" (38 mm).

When the components are assembled, the overall dimensions are planned according to a space required between 2 adjacent surfaces for wire management, which prevents fingers from getting pinched and allows the installation of surface privacy screens.

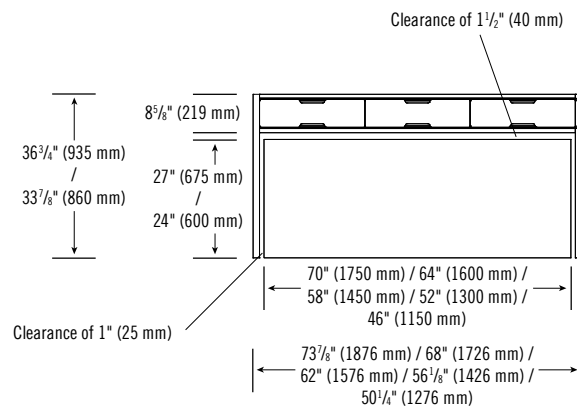
Double-sided layout

- Double-sided end panel bases, widths of 60" (1500 mm) or 66" (1650 mm).



Single-sided layout

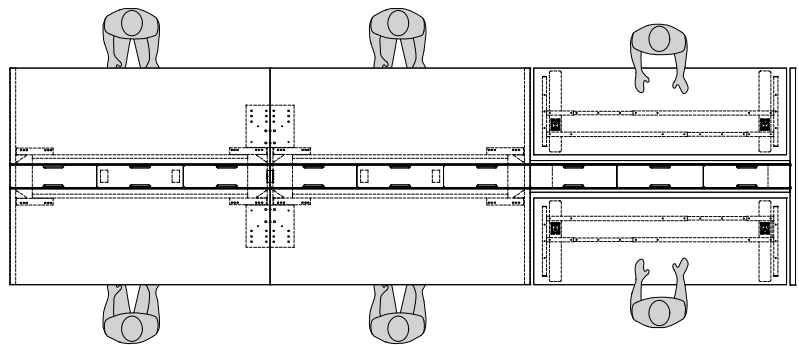
- Single-sided end panel bases, widths of 33<sup>7</sup>/<sub>8</sub>" (860 mm) or 36<sup>3</sup>/<sub>4</sub>" (935 mm).



Layout using the combination of a fixed C.I.T.É. furniture system and a freestanding wire management module.

Example of an extension to a C.I.T.É. station containing fixed existing sections:

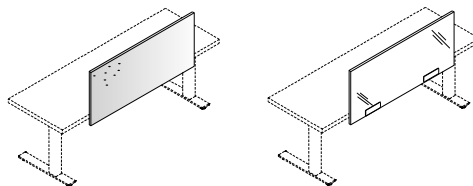
- 1 center panel base for double-sided surfaces CNNNS-LCAD6028.
- 1 wire management module CNNNS-LBAT7229.
- 1 end panel base CNN\_S-LEAD6029.
- 2 electric height adjustable tables C1NN\_-RCA2770G.



SCREENS

Screens help divide space depending on the level of privacy required while adding a warm touch to a workstation. They can be installed at the back or on the side of an electric height adjustable table surface.

- Panel composite of wood fibers, cardboard and recycled PVC covered in fabric.
- Fabric choice: see the current Lacasse upholstery guide. Vinyl and leather cannot be specified for screens. Available in 1 tone only.
- The fabric screens can be used as tackboards.
- Acrylic screens have a thickness of 1/4" (6 mm).
- The screens installed are 17<sup>3</sup>/<sub>4</sub>" high (450 mm) on a 1" (25 mm) surface and 17<sup>1</sup>/<sub>4</sub>" high (437 mm) on a 1<sup>1</sup>/<sub>2</sub>" (38 mm) surface.



ELECTRIFICATION

Refer to the C.I.T.É. price book.

# ELECTRIC HEIGHT ADJUSTABLE TABLES

## C.I.T.É. ADDENDUM



### SPECIFICATION OF OPTIONS AND FINISHES

#### EDGEBANDING

Automatically applied to the top and the sides.

#### N Edge



1" and 1½"  
(25 mm and 38 mm)

N edgeworking matches the finish specified for the surface.

#### K Knife Edge



1½" (38 mm)

K knife-edge available (in coordinated colors) ONLY when a wood grain or Snow (SNO) finish is specified for the surface.

#### CODIFICATION

Series	Thickness	Edgeworking	Options			
			Options	Accent	Dash	Product
C	1 Thermofused laminate 1" (25 mm)	N Smooth edge	N Base without grommet	S Silver	-	D Smile-shaped cutout on the surface
	2 High-pressure laminate 1" (25 mm)	K Knife-edge	1 Grommet on the base	W White		
	5 Thermofused laminate 1½" (38 mm)		2 Grommets on the base			
	6 High-pressure laminate 1½" (38 mm)					

#### METAL BASES:

S - Silver or W - White



Integrated base



C-base

#### SCREENS / LATERAL SCREENS:

Acrylic



T - Translucent

Fabric



Several fabrics available. Refer to the current Lacasse upholstery selection guide.

W x D x H (in)	W x D x H (mm)	Code	All	HPL
			Laminate (\$)	Surfaces (\$)

#### FREESTANDING HEIGHT ADJUSTABLE TABLES

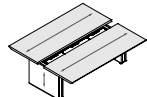
Electric height adjustable table with double-sided surfaces and channel

Double-sided surfaces with metal and laminate integrated bases as well as a channel for wire management. Translucent acrylic covers. 2 LGC-COM included. Compatible with privacy screens.

1" (25 mm) thick top:  
Lowest position is 23½" (594 mm) and highest position is 49" (1244 mm).

70 x 60 x 23½-49	1750 x 1500 x 594-1244	C_N__-RCDAT6070SG	7,529	7,826
64 x 60 x 23½-49	1600 x 1500 x 594-1244	C_N__-RCDAT6064SG	7,455	7,733
58 x 60 x 23½-49	1450 x 1500 x 594-1244	C_N__-RCDAT6058SG	7,389	7,641
52 x 60 x 23½-49	1300 x 1500 x 594-1244	C_N__-RCDAT6052SG	7,318	7,546
46 x 60 x 23½-49	1150 x 1500 x 594-1244	C_N__-RCDAT6046SG	7,254	7,455
70 x 54 x 23½-49	1750 x 1350 x 594-1244	C_N__-RCDAT5470SG	7,490	7,762
64 x 54 x 23½-49	1600 x 1350 x 594-1244	C_N__-RCDAT5464SG	7,428	7,676
58 x 54 x 23½-49	1450 x 1350 x 594-1244	C_N__-RCDAT5458SG	7,361	7,584
52 x 54 x 23½-49	1300 x 1350 x 594-1244	C_N__-RCDAT5452SG	7,298	7,496
46 x 54 x 23½-49	1150 x 1350 x 594-1244	C_N__-RCDAT5446SG	7,234	7,410

Smooth edge (N)



Knife-edge (K)

Smile-shaped cutout option on the surface, add D at the end of the code and \$130.

Specify the surface type (1, 2). Specify if grommet in the base (N, 1, 2). Specify accent color (S, W).

1½" (38 mm) thick top:  
Lowest position is 24" (606 mm) and highest position is 49½" (1256 mm).

70 x 60 x 24-49½	1750 x 1500 x 606-1256	C_N__-RCDAT6070SG	7,670	7,970
64 x 60 x 24-49½	1600 x 1500 x 606-1256	C_N__-RCDAT6064SG	7,584	7,862
58 x 60 x 24-49½	1450 x 1500 x 606-1256	C_N__-RCDAT6058SG	7,505	7,755
52 x 60 x 24-49½	1300 x 1500 x 606-1256	C_N__-RCDAT6052SG	7,428	7,654
46 x 60 x 24-49½	1150 x 1500 x 606-1256	C_N__-RCDAT6046SG	7,348	7,546
70 x 54 x 24-49½	1750 x 1350 x 606-1256	C_N__-RCDAT5470SG	7,619	7,890
64 x 54 x 24-49½	1600 x 1350 x 606-1256	C_N__-RCDAT5464SG	7,540	7,790
58 x 54 x 24-49½	1450 x 1350 x 606-1256	C_N__-RCDAT5458SG	7,467	7,691
52 x 54 x 24-49½	1300 x 1350 x 606-1256	C_N__-RCDAT5452SG	7,389	7,590
46 x 54 x 24-49½	1150 x 1350 x 606-1256	C_N__-RCDAT5446SG	7,318	7,490

Specify the surface type (5, 6). Specify if grommet in the base (N, 1, 2). Specify accent color (S, W).

Place the letter S at the beginning of each item code, and specify "exact dimensions" in item description.

2-TONE LAMINATE APPLICATION: SHADED AREA CORRESPONDS TO THE FIRST CODE TO BE SPECIFIED. SECOND LAMINATE CODE WILL BE APPLIED TO THE REST OF THE PRODUCT.

ASSEMBLY REQUIRED

Electric height adjustable table with double-sided surfaces and channel (cont'd)

W x D x H (in)	W x D x H (mm)	Code	All	HPL
			Laminate (\$)	Surfaces (\$)
70 x 60 x 24-49½	1750 x 1500 x 606-1256	C_K__-RCDAT6070SG	8,193	8,493
64 x 60 x 24-49½	1600 x 1500 x 606-1256	C_K__-RCDAT6064SG	8,105	8,386
58 x 60 x 24-49½	1450 x 1500 x 606-1256	C_K__-RCDAT6058SG	8,027	8,278
52 x 60 x 24-49½	1300 x 1500 x 606-1256	C_K__-RCDAT6052SG	7,950	8,176
46 x 60 x 24-49½	1150 x 1500 x 606-1256	C_K__-RCDAT6046SG	7,869	8,070
70 x 54 x 24-49½	1750 x 1350 x 606-1256	C_K__-RCDAT5470SG	8,143	8,414
64 x 54 x 24-49½	1600 x 1350 x 606-1256	C_K__-RCDAT5464SG	8,064	8,327
58 x 54 x 24-49½	1450 x 1350 x 606-1256	C_K__-RCDAT5458SG	7,991	8,243
52 x 54 x 24-49½	1300 x 1350 x 606-1256	C_K__-RCDAT5452SG	7,914	8,157
46 x 54 x 24-49½	1150 x 1350 x 606-1256	C_K__-RCDAT5446SG	7,833	8,070

Specify the surface type (5, 6). Specify if grommet in the base (N, 1, 2). Specify accent color (S, W).

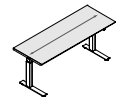
Electric height adjustable rectangular tables, metal C-base

Metal C-base. 10' (3040 mm) cable with cord. Compatible with privacy screens. 1 tone only.

1" (25 mm) thick top:  
Lowest position is 24" (607 mm) and highest position is 49½" (1257 mm).

70 x 27 x 24-49½	1750 x 675 x 607-1257	C_NN_-RCA2770G	2,894	3,094
64 x 27 x 24-49½	1600 x 675 x 607-1257	C_NN_-RCA2764G	2,879	3,065
58 x 27 x 24-49½	1450 x 675 x 607-1257	C_NN_-RCA2758G	2,863	3,036
52 x 27 x 24-49½	1300 x 675 x 607-1257	C_NN_-RCA2752G	2,851	3,009
46 x 27 x 24-49½	1150 x 675 x 607-1257	C_NN_-RCA2746G	2,835	2,987
70 x 24 x 24-49½	1750 x 600 x 607-1257	C_NN_-RCA2470G	2,851	3,036
64 x 24 x 24-49½	1600 x 600 x 607-1257	C_NN_-RCA2464G	2,844	3,009
58 x 24 x 24-49½	1450 x 600 x 607-1257	C_NN_-RCA2458G	2,828	2,987
52 x 24 x 24-49½	1300 x 600 x 607-1257	C_NN_-RCA2452G	2,814	2,963
46 x 24 x 24-49½	1150 x 600 x 607-1257	C_NN_-RCA2446G	2,808	2,936

Smooth edge (N)



Knife-edge (K)

Smile-shaped cutout option on the surface, add D at the end of the code and \$130.

Specify the surface type (1, 2). Specify accent color (S, W).





	W x D x H (in)	W x D x H (mm)	Code	All Laminate (\$)	HPL Surfaces (\$)
<b>Electric height adjustable rectangular tables, metal C-base (cont'd)</b>	<i>1½" (38 mm) thick top. Lowest position is 24½" (620 mm) and highest position is 50" (1270 mm).</i>				
	70 x 27 x 24½-50	1750 x 675 x 620-1270	C_NN_RCA2770G	2,958	3,179
	64 x 27 x 24½-50	1600 x 675 x 620-1270	C_NN_RCA2764G	2,936	3,152
	58 x 27 x 24½-50	1450 x 675 x 620-1270	C_NN_RCA2758G	2,914	3,116
	52 x 27 x 24½-50	1300 x 675 x 620-1270	C_NN_RCA2752G	2,894	3,080
	46 x 27 x 24½-50	1150 x 675 x 620-1270	C_NN_RCA2746G	2,871	3,045
	70 x 24 x 24½-50	1750 x 600 x 620-1270	C_NN_RCA2470G	2,921	3,057
	64 x 24 x 24½-50	1600 x 600 x 620-1270	C_NN_RCA2464G	2,908	3,028
	58 x 24 x 24½-50	1450 x 600 x 620-1270	C_NN_RCA2458G	2,885	2,999
	52 x 24 x 24½-50	1300 x 600 x 620-1270	C_NN_RCA2452G	2,871	2,971
	46 x 24 x 24½-50	1150 x 600 x 620-1270	C_NN_RCA2446G	2,851	2,936
	<b>Specify the surface type (5, 6). Specify accent color (S, W).</b>				
	<i>1½" (38 mm) thick top with knife edge. Lowest position is 24½" (620 mm) and highest position is 50" (1270 mm).</i>				
	70 x 27 x 24½-50	1750 x 675 x 620-1270	C_KN_RCA2770G	3,273	3,480
	64 x 27 x 24½-50	1600 x 675 x 620-1270	C_KN_RCA2764G	3,252	3,443
	58 x 27 x 24½-50	1450 x 675 x 620-1270	C_KN_RCA2758G	3,230	3,407
	52 x 27 x 24½-50	1300 x 675 x 620-1270	C_KN_RCA2752G	3,208	3,373
	46 x 27 x 24½-50	1150 x 675 x 620-1270	C_KN_RCA2746G	3,179	3,337
	70 x 24 x 24½-50	1750 x 600 x 620-1270	C_KN_RCA2470G	3,225	3,359
	64 x 24 x 24½-50	1600 x 600 x 620-1270	C_KN_RCA2464G	3,201	3,331
	58 x 24 x 24½-50	1450 x 600 x 620-1270	C_KN_RCA2458G	3,187	3,294
	52 x 24 x 24½-50	1300 x 600 x 620-1270	C_KN_RCA2452G	3,164	3,265
	46 x 24 x 24½-50	1150 x 600 x 620-1270	C_KN_RCA2446G	3,143	3,230
	<b>Specify the surface type (5, 6). Specify accent color (S, W).</b>				

**Double-sided end panel bases for wire management module - 29" H**



W x D x H (in)	W x D x H (mm)	Code	All Laminate (\$)	HPL Surfaces (\$)
<i>Full 1½" (38 mm) thick end panel. To be used with a laminate wire management module. 1 tone only.</i>				
<i>29¾" high (745 mm) bases:</i>				
66 x 1½ x 29¾	1650 x 38 x 745	CNN_S-LEAD6629	416	
60 x 1½ x 29¾	1500 x 38 x 745	CNN_S-LEAD6029	392	
<b>Specify if grommet in the base (N, 1).</b>				
<i>29" high (757 mm) bases:</i>				
66 x 1½ x 29"	1650 x 38 x 757	CNN_S-LEAD6630	423	
60 x 1½ x 29"	1500 x 38 x 757	CNN_S-LEAD6030	401	
<b>Specify if grommet in the base (N, 1).</b>				

**Double-sided end panel bases for wire management module - 22" H**



W x D x H (in)	W x D x H (mm)	Code	All Laminate (\$)	HPL Surfaces (\$)
<i>Full 1½" (38 mm) thick end panel. To be used with a laminate wire management module. 1 tone only.</i>				
66 x 1½ x 22	1650 x 38 x 561	CNN_S-LEAD6622	366	
60 x 1½ x 22	1500 x 38 x 561	CNN_S-LEAD6022	350	
<b>Specify if grommet in the base (N, 1).</b>				

**Single-sided end panel bases for wire management module - 29" H**



Left (L)



Right (R)

W x D x H (in)	W x D x H (mm)	Code	All Laminate (\$)	HPL Surfaces (\$)
<i>Full 1½" (38 mm) thick end panel. To be used with a laminate wire management module. 1 tone only.</i>				
<i>29¾"-tall (745 mm) bases:</i>				
36¾ x 1½ x 29¾	935 x 38 x 745	CNN_S-LEAS3629_	308	
33¾ x 1½ x 29¾	860 x 38 x 745	CNN_S-LEAS3329_	301	
<b>Specify if grommet in the base (N, 1). Specify left (L) or right (R).</b>				
<i>29" tall (757 mm) bases:</i>				
36¾ x 1½ x 29"	935 x 38 x 757	CNN_S-LEAS3630_	315	
33¾ x 1½ x 29"	860 x 38 x 757	CNN_S-LEAS3330_	301	
<b>Specify if grommet in the base (N, 1). Specify left (L) or right (R).</b>				

**Single-sided end panel bases for wire management module - 22" H**



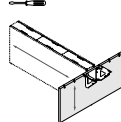
Left (L)



Right (R)

W x D x H (in)	W x D x H (mm)	Code	All Laminate (\$)	HPL Surfaces (\$)
<i>Full 1½" (38 mm) thick end panel. To be used with a laminate wire management module. 1 tone only.</i>				
36¾ x 1½ x 22	935 x 38 x 561	CNN_S-LEAS3622_	279	
33¾ x 1½ x 22	860 x 38 x 561	CNN_S-LEAS3322_	274	
<b>Specify if grommet in the base (N, 1). Specify left (L) or right (R).</b>				

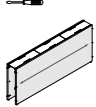
**Center panel base for double-sided surfaces**



W x D x H (in)	W x D x H (mm)	Code	All Laminate (\$)	HPL Surfaces (\$)
<i>1½" (38 mm) full center panel base. Goes at the junction of fixed C.I.T.É. surfaces and a 29" H electrification and communication module. Hardware included. 1 tone only.</i>				
60 x 1½ x 28	1500 x 38 x 719	CNNNS-LCAD6028	617	

**WIRE MANAGEMENT MODULES**

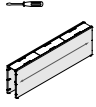
**Wire management modules - 29" H**



*Laminate module. Wire channels with anodized aluminum edges and translucent acrylic covers. 2 LGC-COM included. Must be used with end panel bases. 1 tone only.*

<i>29¾" high (745 mm) modules for 1" thick (25 mm) top:</i>				
72 x 7½ x 29¾	1800 x 219 x 745	CNNNS-LBAT7229	1,382	
66 x 7½ x 29¾	1650 x 219 x 745	CNNNS-LBAT6629	1,302	
60 x 7½ x 29¾	1500 x 219 x 745	CNNNS-LBAT6029	1,219	
54 x 7½ x 29¾	1350 x 219 x 745	CNNNS-LBAT5429	1,140	
48 x 7½ x 29¾	1200 x 219 x 745	CNNNS-LBAT4829	1,060	
<i>29" high (757 mm) modules for 1½" thick (38 mm) top:</i>				
72 x 7½ x 29"	1800 x 219 x 757	CNNNS-LBAT7230	1,402	
66 x 7½ x 29"	1650 x 219 x 757	CNNNS-LBAT6630	1,325	
60 x 7½ x 29"	1500 x 219 x 757	CNNNS-LBAT6030	1,239	
54 x 7½ x 29"	1350 x 219 x 757	CNNNS-LBAT5430	1,152	
48 x 7½ x 29"	1200 x 219 x 757	CNNNS-LBAT4830	1,075	

**Wire management modules - 22" H**



*Laminate module. Wire channels with anodized aluminum edges and translucent acrylic covers. 2 LGC-COM included. Must be used with end panel bases. 1 tone only.*

72 x 7½ x 22	1800 x 219 x 561	CNNNS-LBAT7222	1,282	
66 x 7½ x 22	1650 x 219 x 561	CNNNS-LBAT6622	1,211	
60 x 7½ x 22	1500 x 219 x 561	CNNNS-LBAT6022	1,146	
54 x 7½ x 22	1350 x 219 x 561	CNNNS-LBAT5422	1,075	
48 x 7½ x 22	1200 x 219 x 561	CNNNS-LBAT4822	1,010	

Place the letter S at the beginning of each item code, and specify "exact dimensions" in item description.

2-TONE LAMINATE APPLICATION: SHADED AREA CORRESPONDS TO THE FIRST CODE TO BE SPECIFIED. SECOND LAMINATE CODE WILL BE APPLIED TO THE REST OF THE PRODUCT.

➦ = ASSEMBLY REQUIRED

Price  
(\$)

W x D x H (in) W x D x H (mm) Code

### SCREENS

Refer to the current Lacasse upholstery selection guide.

Privacy screens for surface		Tackable fabric screens. Mount to electric height adjustable tables.							
		Privacy screens							
		Gr1	Gr2	Gr3	Gr4	Gr5	Gr6	Gr8	
	70 x 3/4 x 18 1750 x 19 x 513	<b>CNNNS-SCAF7018</b>	811	861	911	936	1,022	1,127	1,274
	64 x 3/4 x 18 1600 x 19 x 513	<b>CNNNS-SCAF6418</b>	792	837	882	906	987	1,081	1,214
	58 x 3/4 x 18 1450 x 19 x 513	<b>CNNNS-SCAF5818</b>	772	812	856	875	947	1,037	1,153
	52 x 3/4 x 18 1300 x 19 x 513	<b>CNNNS-SCAF5218</b>	677	716	753	771	837	913	1,020
	46 x 3/4 x 18 1150 x 19 x 513	<b>CNNNS-SCAF4618</b>	583	617	650	665	723	792	888
		Lateral privacy screens							
	27 x 3/4 x 18 675 x 19 x 513	<b>CNNNS-SCAF2718</b>	552	568	589	599	632	674	731
	24 x 3/4 x 18 600 x 19 x 513	<b>CNNNS-SCAF2418</b>	537	556	576	583	614	651	701

Specify the fabric code at the end of the product code.

Privacy screens for surface		Acrylic screens. Mount to electric height adjustable tables.		
		Privacy screens		
	70 x 3/4 x 18 1750 x 6 x 513	<b>CNNN_-SCAT7018</b>		<b>617</b>
	64 x 3/4 x 18 1600 x 6 x 513	<b>CNNN_-SCAT6418</b>		<b>593</b>
	58 x 3/4 x 18 1450 x 6 x 513	<b>CNNN_-SCAT5818</b>		<b>581</b>
	52 x 3/4 x 18 1300 x 6 x 513	<b>CNNN_-SCAT5218</b>		<b>558</b>
	46 x 3/4 x 18 1150 x 6 x 513	<b>CNNN_-SCAT4618</b>		<b>516</b>
		Lateral privacy screens		
	27 x 3/4 x 18 675 x 6 x 513	<b>CNNN_-SCAT2718</b>		<b>480</b>
	24 x 3/4 x 18 600 x 6 x 513	<b>CNNN_-SCAT2418</b>		<b>437</b>

Specify accent color (S, W).

### ELECTRIFICATION

**Electric kit for channel and modules** 4 duplex receptacles with cables. Black. Compatible with 72" (1800 mm) to 48" (1200 mm) wire management modules and 70" (1750 mm) to 60" (1500 mm) long integrated bases tables.

	<b>LGC-4TRAC472C_</b>	<b>544</b>
--	-----------------------	------------

Specify circuit number at the end of the code (1, 2).

Pass cable	Connects 2 adjacents channels.	
	<b>LGC-PASS36</b>	<b>184</b>

Electrical feed from floor	72" (1828 mm) long cable. Must be installed by an electrician.	
	<b>LGC-FFEED72</b>	<b>288</b>

**Electrical ceiling feed** **Post and cable:** 120" (3000 mm) tall aluminum post. Silver. 132" (3353 mm) long cable. Screws and supports included. Must be installed by an electrician.

	<b>CNNNS-CFEED120</b>	<b>701</b>
--	-----------------------	------------

**Post:** 120" (3000 mm) tall aluminum post. Silver.

	<b>CNNNS-POLE120</b>	<b>545</b>
--	----------------------	------------

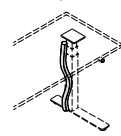
**Flexible horizontal fabric grommet** Allows cabling to be managed horizontally. 2" (50 mm) diameter. With zipper. All Lacasse standard fabrics are applicable.

		Gr1	Gr2	Gr3	Gr4	Gr5	Gr6	Gr8	
	2 x 2 x 21 50 x 50 x 533	<b>DVW21</b>	110	111	125	128	138	150	170

Specify the fabric code at the end of the product code.

= ASSEMBLY REQUIRED

### Flexible vertical fabric grommet



Allows cabling to be managed vertically. 2" diameter. With zipper. All Lacasse standard fabrics are applicable.

		Gr1	Gr2	Gr3	Gr4	Gr5	Gr6	Gr8	Price (\$)
	2 x 2 x 39 50 x 50 x 991	<b>DVW34</b>	125	126	135	138	153	166	185

Specify the fabric code at the end of the product code.

### Wire management clips



Allow cables to be clipped under the work surface. Grey. Package of 5 clips.

5 1/2 x 1 1/2 x 1 140 x 40 x 25	<b>LGC-WMC05</b>	<b>135</b>
---------------------------------	------------------	------------

Place the letter S at the beginning of each item code, and specify "exact dimensions" in item description. For laminate items only. Not applicable for fabric items or accessories.



STAD > Price Book > Canada > February 2024



**OFFICE**  
**FURNITURE**  
**SOLUTIONS**

**Canadian Federal Government  
Supply Arrangement (SA)  
E60PQ-140003/033/PQ  
Furniture for Work Spaces**



## TABLE OF CONTENTS

<b>SPECIFICATIONS</b> .....	<b>3</b>	<b>STAD PRICE LIST</b> .....	<b>23</b>
STAD OFFICE FURNITURE SYSTEM .....	<b>3</b>	WORK SURFACES FOR PLATFORMS .....	<b>23</b>
MODULARITY - DIMENSIONS .....	<b>4</b>	DOUBLE WORK SURFACES FOR PLATFORMS .....	<b>25</b>
CHARACTERISTICS OF THE STAD COLLECTION .....	<b>4</b>	RETURN-SURFACES FOR PLATFORMS .....	<b>26</b>
WORK SURFACES .....	<b>5</b>	SURFACES FOR FREESTANDING TABLES .....	<b>27</b>
BRIDGE-RETURNS, SURFACE-RETURNS, EXECUTIVE RETURNS .....	<b>6</b>	LEG KITS FOR WORK SURFACES .....	<b>28</b>
SURFACES FOR FREESTANDING TABLES AND OCCASIONAL TABLES .....	<b>6</b>	SURFACES FOR OCCASIONAL TABLES .....	<b>28</b>
LEG KITS .....	<b>6</b>	LEG KITS FOR OCCASIONAL TABLE SURFACES .....	<b>29</b>
ELECTRIC HEIGHT ADJUSTABLE TABLES .....	<b>7-8</b>	FREESTANDING HEIGHT ADJUSTABLE TABLES .....	<b>29</b>
FREESTANDING HIGH TABLES .....	<b>8</b>	HEIGHT ADJUSTABLE TABLES FOR PLATFORMS .....	<b>29</b>
PLATFORMS .....	<b>9</b>	FREESTANDING CAFÉ HEIGHT TABLES .....	<b>30</b>
STORAGE MODULES .....	<b>9</b>	JUNCTIONS FOR 2 TO 4 CABINETS .....	<b>31</b>
JUNCTIONS .....	<b>10</b>	JUNCTIONS FOR 1 CABINET .....	<b>33</b>
MULTIMEDIA FURNITURE .....	<b>10</b>	PLATFORMS .....	<b>34</b>
SCREENS .....	<b>11</b>	SHARED STORAGE MODULES .....	<b>35</b>
SEATS AND COUNTERS .....	<b>11</b>	INDIVIDUAL STORAGE MODULES .....	<b>35</b>
ACCESSORIES .....	<b>12</b>	MOBILE PEDESTALS .....	<b>37</b>
WIRE MANAGEMENT .....	<b>13</b>	CUSHIONS .....	<b>37</b>
ELECTRIFICATION .....	<b>13</b>	CREDENZA MODULES .....	<b>37</b>
SPECIFICATION RULES .....	<b>14-18</b>	LOCKER AND WARDROBE MODULES .....	<b>38</b>
COMPATIBILITY TABLE OF MODESTY PANELS AND PRIVACY SCREENS .....	<b>19-20</b>	MULTIMEDIA FURNITURE .....	<b>38</b>
CODIFICATION EXAMPLES .....	<b>21</b>	ACCESSORIES .....	<b>39</b>
SPECIFICATION OF OPTIONS AND FINISHES .....	<b>22</b>	SCREENS AND MODESTY PANELS FOR WORK SURFACES .....	<b>39</b>
		SEATS AND COUNTERS .....	<b>40</b>
		ELECTRIFICATION AND WIRE MANAGEMENT SYSTEM .....	<b>41</b>
		<b>SUGGESTIONS</b> .....	<b>42-47</b>
		<b>TECHNICAL PERFORMANCES</b> .....	<b>48</b>
		<b>CONVERSION TABLE</b> .....	<b>48</b>

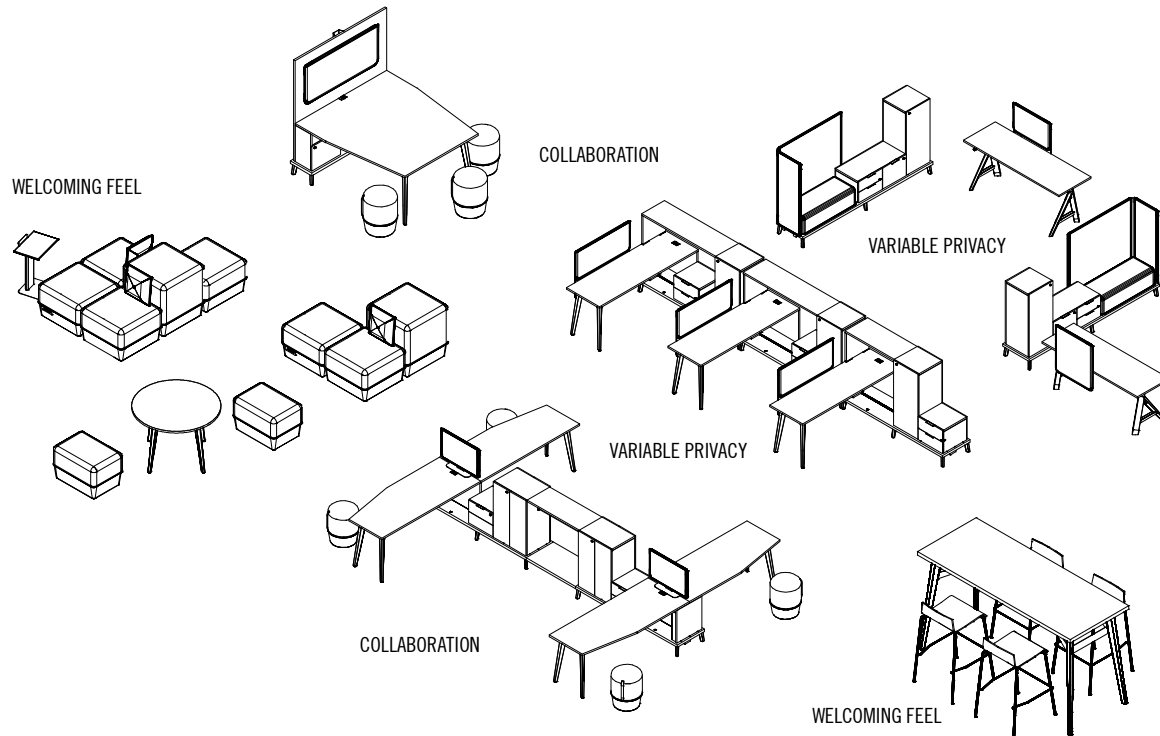
# SPECIFICATIONS

## STAD OFFICE FURNITURE SYSTEM

STAD is an office furniture system that features a raised platform supporting work surfaces, storage modules, screens and raceways. Easy to specify, this collection can be continuously organized due to the angles of its collaborative surfaces and uneven seats. It seamlessly combines textures due to various materials offered (laminate, metal, wood, fabric, etc.).

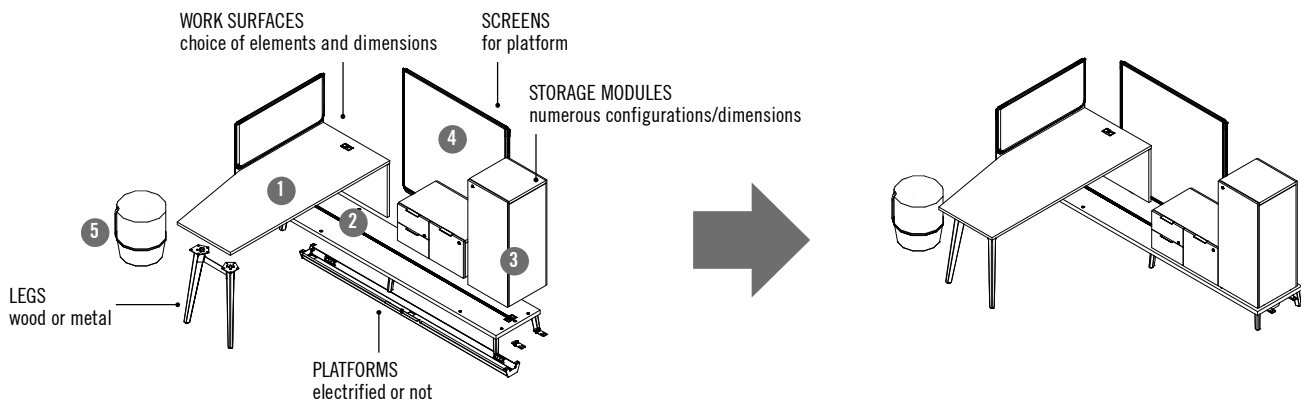
STAD offers solutions based on collaboration, a welcoming feel and variable privacy at the office.

The name STAD means "city" in Dutch and just like in a city, an office space consists of a balance between mixed or distinct work spaces, rest areas, etc.).



### How to specify a STAD workstation:

- 1- Choose a work surface and a set of legs (rectangular, collaborative, etc.).
- 2- Choose a platform dimension: 50", 62", 74" or 98" (1250, 1550, 1850 or 2450 mm) and the electrical components (raceways, cables, etc.).
- 3- Choose storage modules according to the needs and to the space available on the platform.
- 4- Add surface screens and/or a screen for a platform.
- 5- Complete the workstation with a chair from United Chair® and a pouf to welcome a visitor.

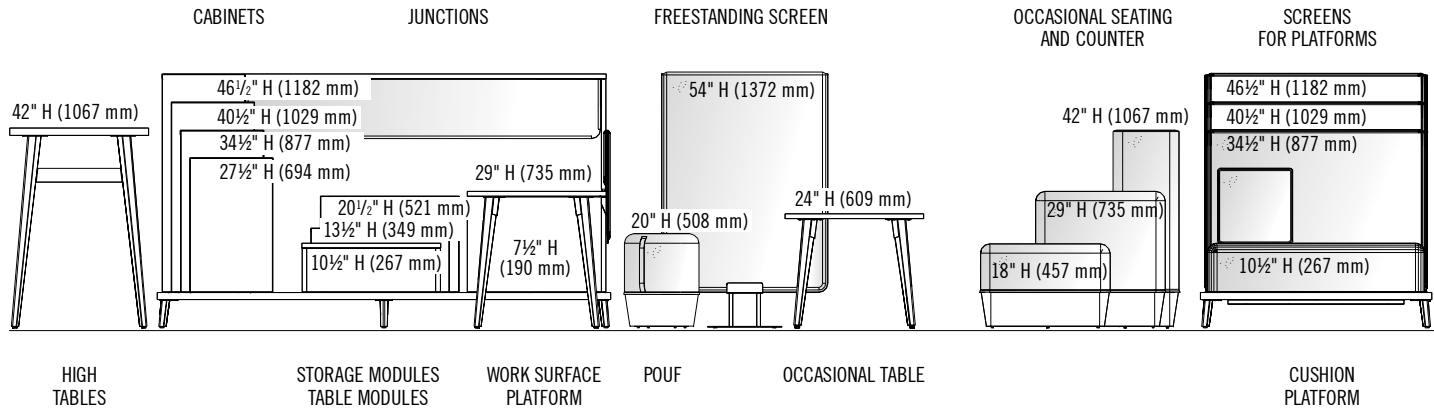


# SPECIFICATIONS

## MODULARITY - DIMENSIONS

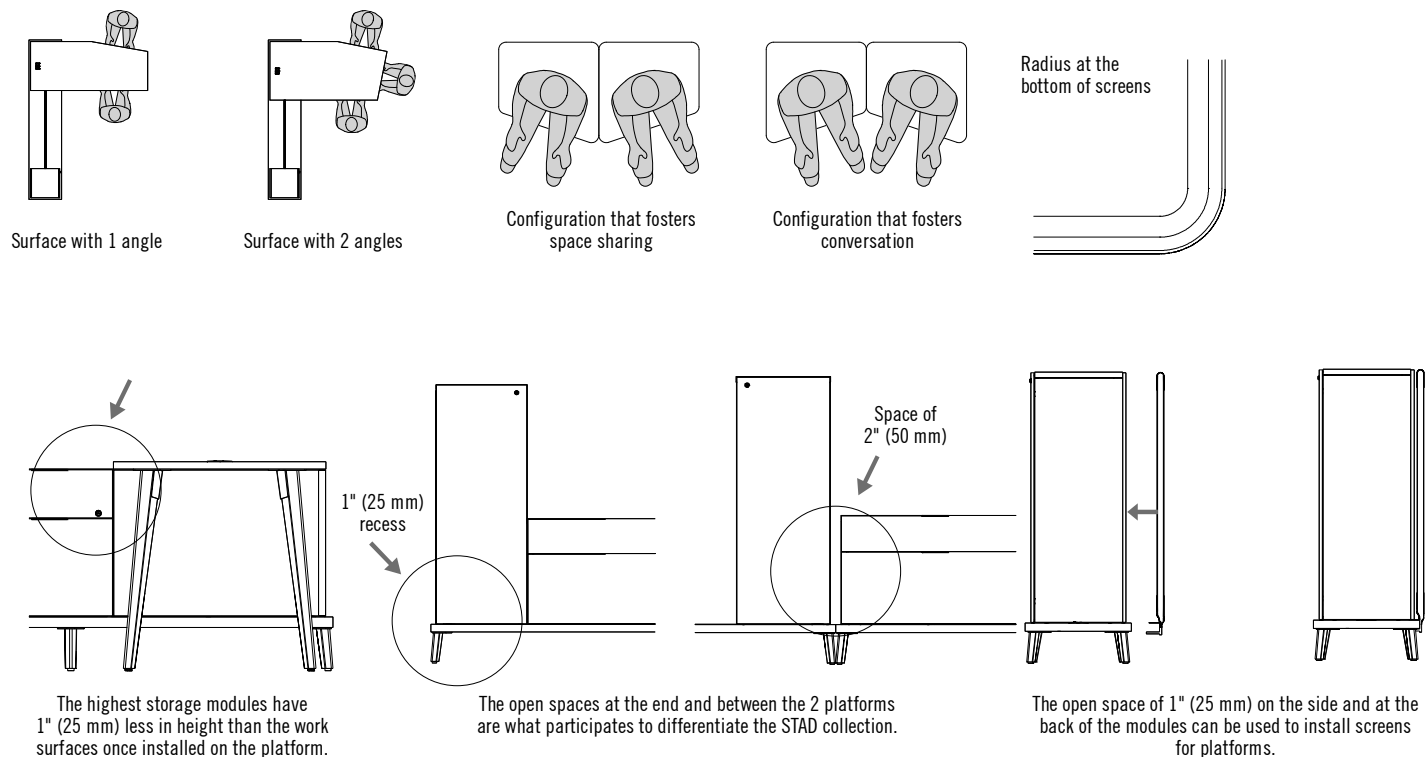
The different STAD components can be aligned at various heights and create visual coherence in the workstations due to their versatility.

Here is an overview of the main heights:



## CHARACTERISTICS OF THE STAD COLLECTION

The angles of collaborative surfaces and seats offer better ergonomics and foster interaction among users.



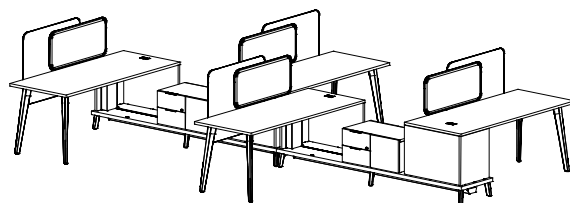
**WORK SURFACES**

The work surfaces are available in various shapes and sizes and are installed at the end of a platform. With such positioning, the installation of an electric system is possible and wire management to raceways under the platform is easier.

- Top 1" (25 mm) or 1½" (38 mm) thick.
- Choice of thermofused laminate or high-pressure laminate.
- 1 rectangular grommet at the end, silver finish.

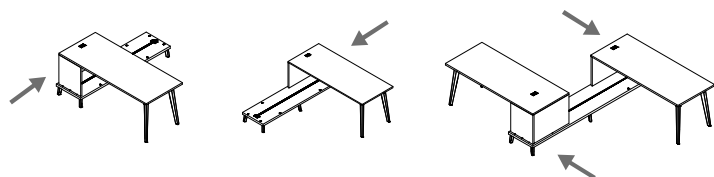
Available with a thermofused module or a technology module installed on the platform and a choice of wood or metal legs of 28" H (711 mm).

\* Leg kits must be ordered separately.



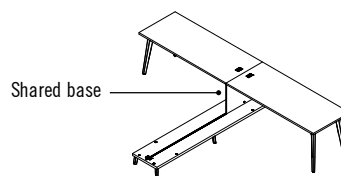
**Single work surfaces**

The single work surfaces are installed on the left or right side of a platform or can be placed on both sides.



**Double work surfaces**

The double work surfaces share the same platform with a shared T-shaped base.



**Laminate or technology module**

The laminate module and the technology module are installed at the end of the platforms. The platforms have metallic inserts to accommodate them. Metal-to-metal connections guarantee the solidity of the installation. The modules can each accommodate a shelf for a laptop (DNNNN-TABLAP) or a set of electric outlets (DNNNS-4DUPC\_).

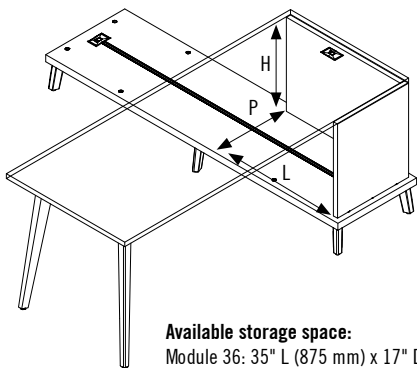
**LAMINATE MODULE**

- L-shaped configuration, reversible for single rectangular surfaces or T-shaped configuration for double surfaces.
- Panels 1" (25 mm) thick.
- Spacers of 1/8" (3 mm) at the top and bottom.

**TECHNOLOGY MODULE**

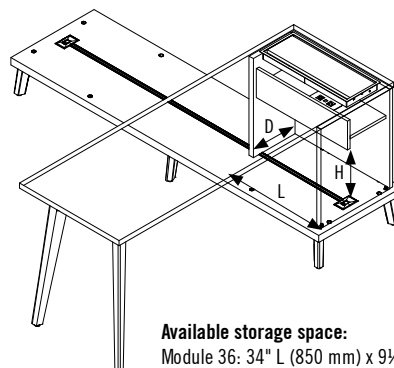
- Panels 1" (25 mm) thick.
- Door 5/8" (16 mm) thick with a smooth edgebanding.
- Spacers of 1/8" (3 mm) at the top and bottom.

**LAMINATE MODULE**

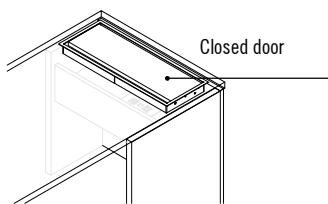


**Available storage space:**  
 Module 36: 35" L (875 mm) x 17" D (425 mm) x 20½" H (520 mm)  
 Module 30: 29" L (725 mm) x 17" D (425 mm) x 20½" H (520 mm)  
 Module 24: 23" L (575 mm) x 17" D (425 mm) x 20½" H (520 mm)

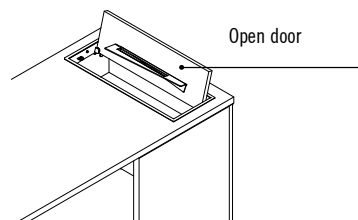
**TECHNOLOGY MODULE**



**Available storage space:**  
 Module 36: 34" L (850 mm) x 9½" D (241 mm) x 12" H (520 mm)  
 Module 30: 28" L (700 mm) x 9½" D (241 mm) x 12" H (520 mm)  
 Module 24: 22" L (550 mm) x 9½" D (241 mm) x 12" H (520 mm)



**Closed door**  
 Pivoting door gives access to an electric/communication module. The module contains 2 electric outlets and 2 USB outlets.



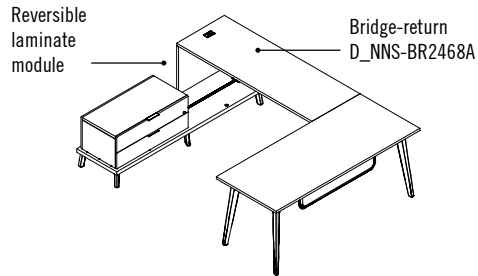
**Open door**  
 Ledge accommodates small personal electronic devices (tablet, phone, etc.).

## SPECIFICATIONS

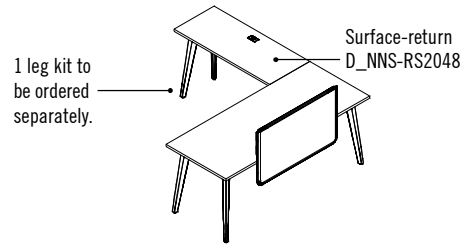
### BRIDGE-RETURNS, SURFACE-RETURNS, EXECUTIVE RETURNS

- Top 1" (25 mm) or 1½" (38 mm) thick.
- Thermofused laminate or high-pressure laminate.
- 1 rectangular grommet at the end, silver finish.

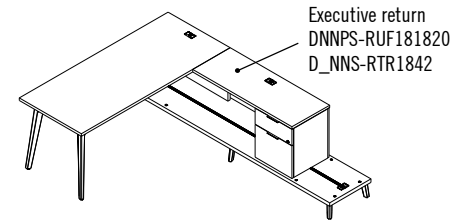
#### Layout examples:



Bridge-returns are installed at the end of a platform.



Surface-returns are installed on a freestanding table.



Executive returns are installed to a surface and a platform.

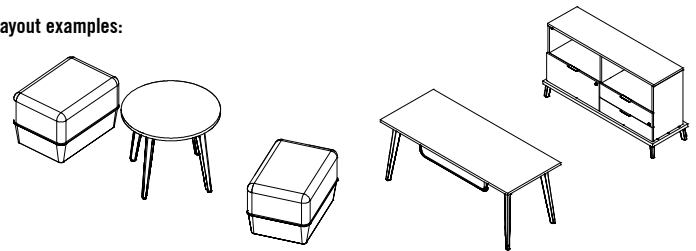
### SURFACES FOR FREESTANDING TABLES AND OCCASIONAL TABLES

Surfaces for freestanding tables can be used as part of a workstation or as a table for meetings. The tops for occasional tables can complete a collaborative layout with 18" H (457 mm) seatings.

#### \* Leg kits must be ordered separately.

- Various shapes and dimensions.
- Top 1" (25 mm) or 1½" (38 mm) thick with a smooth edgebanding.
- Choice of thermofused laminate or high-pressure laminate.

#### Layout examples:



### LEG KITS

Legs are installed under work surfaces and tops with metal-to-metal connections. In the price book, the various models valid for each type of surfaces are indicated.

#### STAD leg - Wood

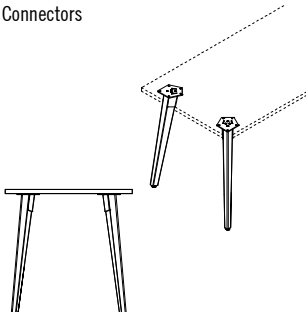
28" H (711 mm) or 23" H (585 mm).

- Solid cherrywood angled leg.
- 2 wood color choices: Wild Cherry (W20) or Terra Cherry (W21).

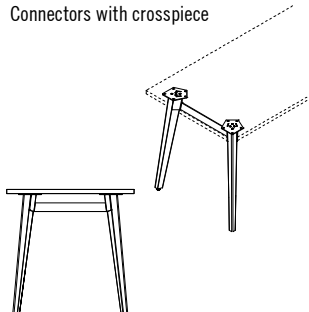
*The natural beauty of wood translates into variations of wood grain and markings that make each leg a unique piece.*

- Steel connector with choice of 3 finishes: Black (K), Silver (S) or White (W).
- Available with steel connector and crosspiece (non structural) for 28" H (711 mm) legs only.
- Levelers with height adjustment of 1½" H (38 mm).

#### Connectors



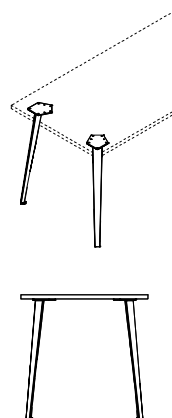
#### Connectors with crosspiece



#### STAD leg - Metal

28" H (711 mm) or 23" H (585 mm).

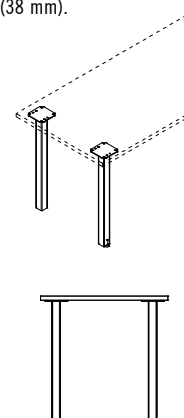
- Angled leg in die cast aluminum.
- Choice of 3 finishes: Black (K), Silver (S) or White (W).
- Levelers with height adjustment of 1½" H (38 mm).



#### Square leg - Metal

28" H (711 mm) only.

- Square steel tube leg 2" x 2" (51 x 51 mm).
- Choice of 3 finishes: Black (K), Silver (S) or White (W).
- Levelers with height adjustment of 1½" H (38 mm).





**ELECTRIC HEIGHT ADJUSTABLE TABLES**

Electric height adjustable tables are very easy to use. They encourage active work (sitting/standing) and can be adjusted for users with different heights sharing the same workstation. Various base styles are offered.

**Electric height adjustment**

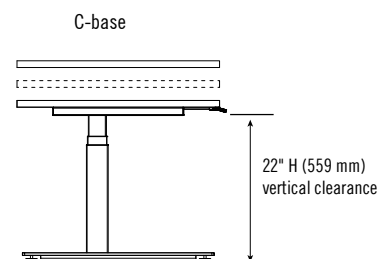
- Control keypad is installed beneath the work surface.
- Operating speed: 1¼" (32 mm) height adjustment per second.
- Sound level: 48 dB.
- Lift capacity of 2 columns: 264 lbs (120 kg).
- Lift capacity of 3 columns: 330 lbs (150 kg).
- Recommended functional load capacity: 125 lbs (56 kg).
- Failure to respect the loads can cause the table/desk to malfunction.
- 120" L (3048 mm) cable with plug for wall outlet.
- Meets CSA and UL standards.



Digital control keypad with memory

**Different base styles:**

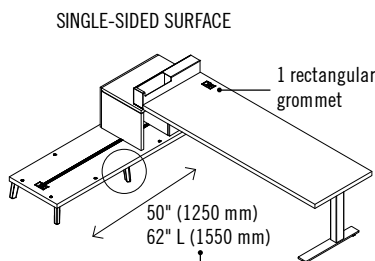
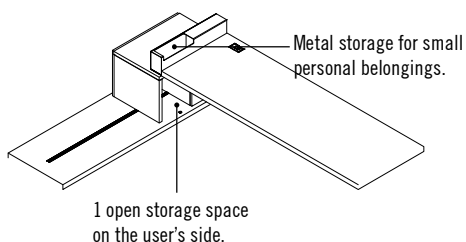
	Integrated base (metal/laminate)	C-base (metal)
<b>TOP 1" (25 mm)</b>		
Lowest position	24" (607 mm)	24" (607 mm)
Highest position	49½" (1257 mm)	49½" (1257 mm)
<b>TOP 1½" (38 mm)</b>		
Lowest position	24½" (620 mm)	24½" (620 mm)
Highest position	50" (1270 mm)	50" (1270 mm)



**Electric height adjustable tables - integrated base**

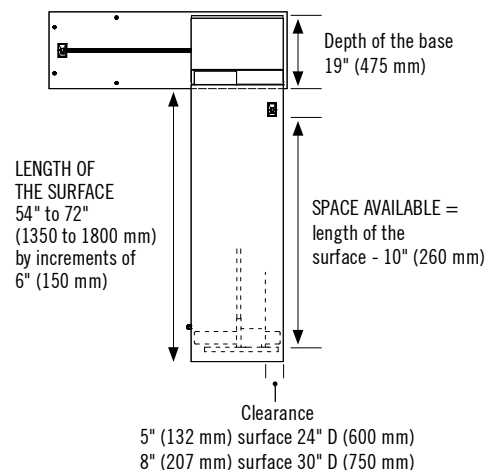
Electric height adjustable tables with integrated base are installed on the left or right side of a platform. They have a metal C-base and a laminate base that conceal the second column of the height setting mechanism of the side of the platform.

- Lengths with base of 70" to 88" (1757 to 2207 mm), by increments of 6" (150 mm), - single-sided surfaces.
- Lengths with base of 123" to 159" (3064 to 3964 mm), - double-sided surfaces
- Depths of 24" and 30" (600 and 750 mm).
- Top 1" (25 mm) or 1½" (38 mm) thick with a smooth edgebanding.
- Choice of thermofused laminate or high-pressure laminate.



If installed on a 50" (1250 mm) or 62" (1550 mm) large platform: a leg kit must be ordered separately.

**Measure space available at the front of the surface**



## SPECIFICATIONS

### ELECTRIC HEIGHT ADJUSTABLE TABLES (cont'd)

#### Electric height adjustable tables - freestanding

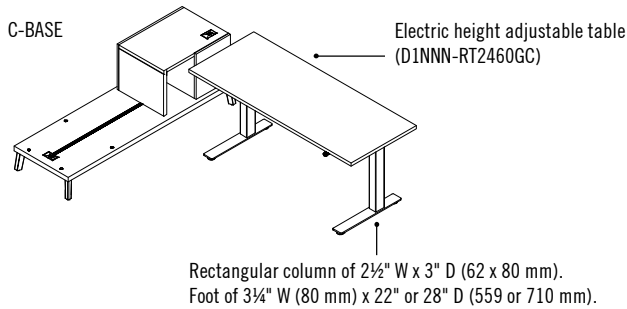
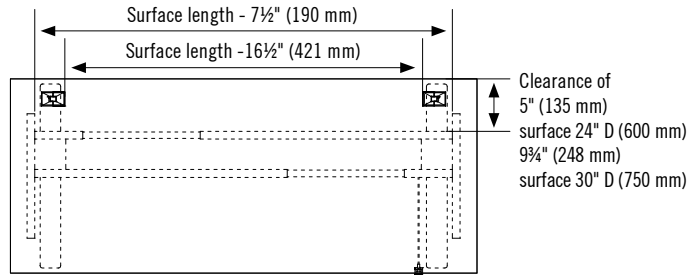
The freestanding tables with electric height adjustment are available with different base types and to connect them to the platform system, a storage module is available.

- Lengths of 54" to 72" (1350 to 1800 mm), in increments of 6" (150 mm).
- Depths of 24" and 30" (600 and 750 mm).
- Top 1" (25 mm) or 1½" (38 mm) thick.
- Choice of thermofused laminate or high-pressure laminate.
- Option of 2 rectangular grommets at the end, silver finish.
- Choice of 3 metal finishes: Black (K), Silver (S) or White (W).
- Levelers with height adjustment of ¼" (20 mm).

#### OPEN STORAGE MODULES - 13½" H (349 mm)

- 1 electric height adjustable table can be connected to the electric system of the platform.
- Open storage space.
- A set of electrical outlets can be installed (DNNNS-4DUPC\_).

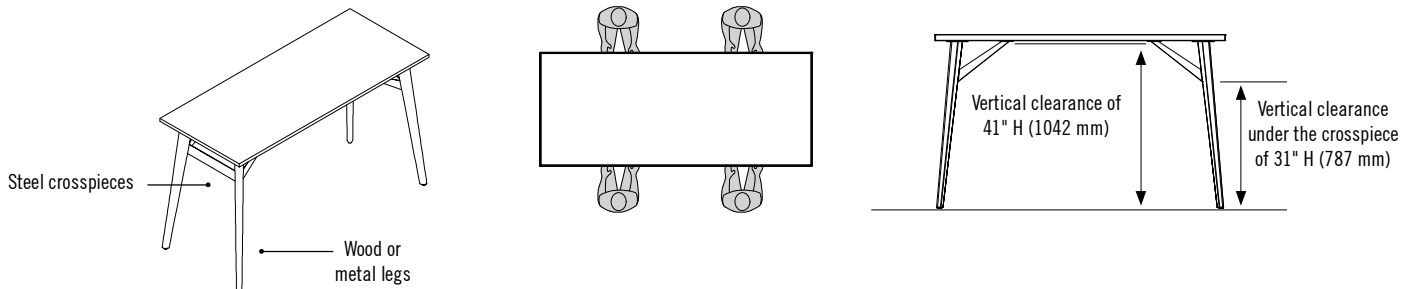
#### Measure the open space at the front of the work surface



### FREESTANDING HIGH TABLES

Rectangular high tables are used in shared lounge areas and collaborative spaces. They can be used to work while standing at both ends or while sitting on stools at the center.

- Widths of 60" to 78" (1500 to 1950 mm), by increments of 6" (150 mm).
- Depths of 24", 30" and 36" (600, 750, 900 mm).
- Top 1" (25 mm) or 1½" (38 mm) thick.
- Choice of thermofused laminate or high-pressure laminate.
- Available with 2 choices of legs: wood with steel crosspieces or all metal.

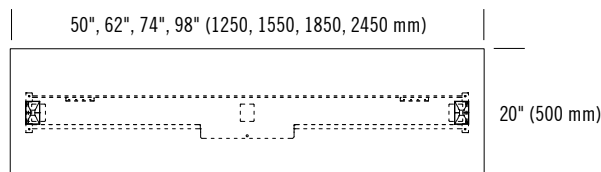


PLATFORMS

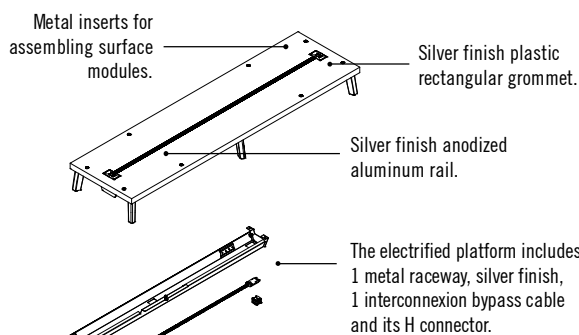
The STAD platforms can accommodate work surfaces, storage modules, screens and can be specified with a raceway for wire management and electric cables.

- Available in 4 lengths: 50", 62", 74" and 98" (1250, 1550, 1850 and 2450 mm).
- Depth of 20" (500 mm) and height of 7½" (190 mm).
- Panel 1½" (38 mm) thick.
- Choice of thermofused laminate or high-pressure laminate.
- 98" L (2450 mm) and 74" L (1850 mm) platform: 6 legs.
- 62" L (1550 mm) and 50" (1250 mm) platform: 4 legs.
- The rail allows the positioning and assembly of the components.
- Included with each platform: 2 flush plates.

DIMENSIONS:



SPACE AVAILABLE UNDER THE PLATFORM:



STORAGE MODULES

The storage modules, cabinets, personal storage towers, hutches, lockers and wardrobes cannot be used as freestanding units and must be installed on platforms. The modules used with a 62" L (1550 mm) platform need a 6" (152 mm) leg kit (BTL206\_). To be ordered separately.

Construction

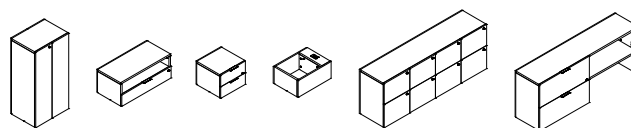
- 1" (25 mm) thick exterior side panels.
- ⅝" (16 mm) thick back and front panels and doors.
- Choice of thermofused laminate or high-pressure laminate for the top.
- ⅜" (3 mm) spacers at the top and bottom.
- "Push-to-open/close" door (without handles). 135° hinges with no spring.
- Extruded handle in silver anodized aluminum on the drawers.
- Drawer with full extension ball bearing suspensions: 100 lbs (45 kg) load capacity.
- File drawer with ball bearing suspensions: 100 lbs (45 kg) load capacity.
- Lateral file drawer with full extension ball bearing suspensions: 150 lbs (68 kg) load capacity.
- Silver finish locks.

Storage modules, personal storage towers and cabinets

- Individual or shared storage modules.
- Various module configurations (drawers, door, bookcase, etc.).
- 4 widths available: 18", 24", 30" and 36" (450, 600, 750 and 900 mm) according to the models.
- 17" and 18" (430 and 450 mm) depths according to the models.
- 10½", 13½", 20½", 27½" (267, 349, 521, 694 mm) heights for the storage.
- 27½", 34½", 40½", 46½" (694, 877, 1029, 1182 mm) heights for the cabinets.
- Spacers of ⅜" (3 mm) at the top and bottom allow different elements to be installed (side shelving, hooks, etc.).
- A cushion can be installed on the top of storage modules (DCU\_ \_ \_ \_).

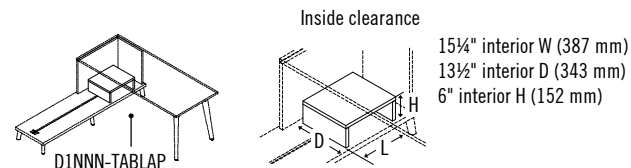
Credenza modules, lockers and wardrobes

- 2 widths available: 60" and 72" (1500 and 1800 mm).
- 18" (450 mm), 17" (430 mm) depths.
- 27½" (694 mm) heights for credenzas and cases.
- 40½" and 46½" (1029 and 1182 mm) heights for lockers.



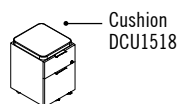
Laptop shelf

- Can be installed on most work surfaces with a thermofused laminate or technology module.
- Must be used with 1 platform.



Mobile pedestal

- Fits under a work surface.
- Can accommodate a cushion.



Mobile pedestal with shelf

- Fits under a work surface.
- 1 fixed metal shelf at the front. Silver finish.
- 1 open space at the front and the back for small personal items.



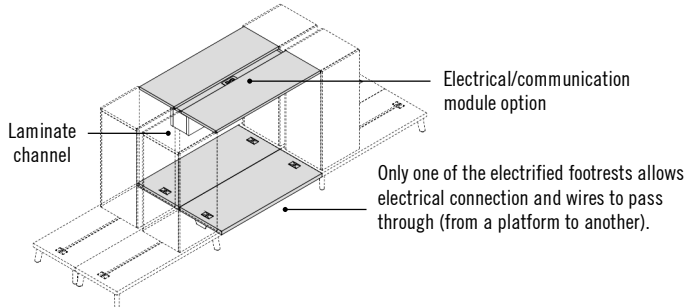
# SPECIFICATIONS

## JUNCTIONS

The junctions link two workstations and improve collaboration by offering meeting surfaces.

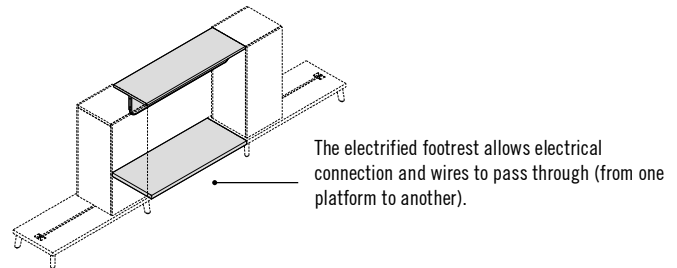
### Junctions for 4 cabinets

- Are installed on 4 cabinets of the same height.
- Use with 27½", 34½" H (694, 877 mm) cabinets.
- Top: 1" (25 mm). Choice of thermofused laminate or high-pressure laminate.
- Laminate horizontal channel for wire management.
- Footrest: 1½" (38 mm).
- The electrified version includes 1 raceway and 1 interconnexion bypass cable.
- The option with 1 electrical/communication module includes grommets on the footrest.
- A vertical fabric grommet to hide wires is available. To be ordered separately.



### Junctions for 2 cabinets

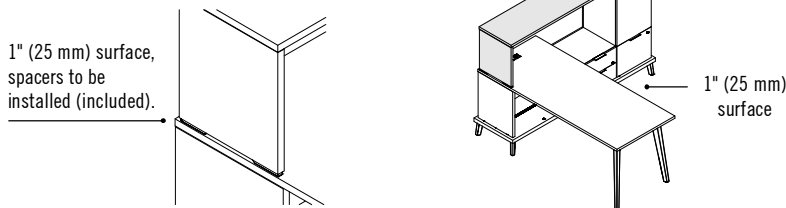
- Must be used with 2 cabinets of the same height.
  - Use with 27½", 34½" H (694, 877 mm) cabinets.
  - Top: 1" (25 mm). Choice of thermofused laminate or high-pressure laminate.
  - Footrest: 1½" (38 mm).
  - The electrified version includes 1 raceway and 1 interconnexion bypass cable.
  - Height of backs: 8" and 13" H (211, 324 mm).
  - Choice of backs: laminate, acrylic or fabric\*.
- \* The back in fabric must be ordered separately.**



### Junctions for 1 cabinet

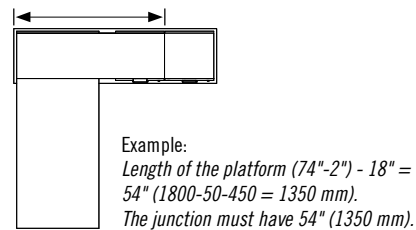
- Must be used with a cabinet and positioned on a surface (height of 29" H (735 mm)).
- Use with 34½", 40½", 46½" H (877, 1029, 1182 mm) cabinets.
- Top: 1" (25 mm). Choice of thermofused laminate or high-pressure laminate.
- Height of backs: 8" and 13" H (211, 324 mm) according to the junction chosen.
- Choice of backs: laminate, acrylic or fabric\*.

**\* The back in fabric must be ordered separately.**



### How to measure the length of the junction

$$\text{LENGTH OF JUNCTION} = (\text{Length of the platform} - 2" (50 \text{ mm})) - \text{width of cabinet}$$

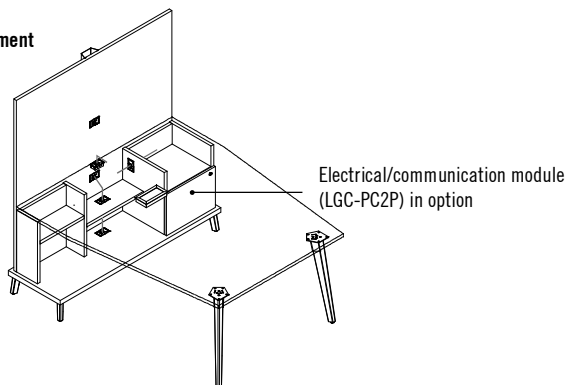


## MULTIMEDIA FURNITURE

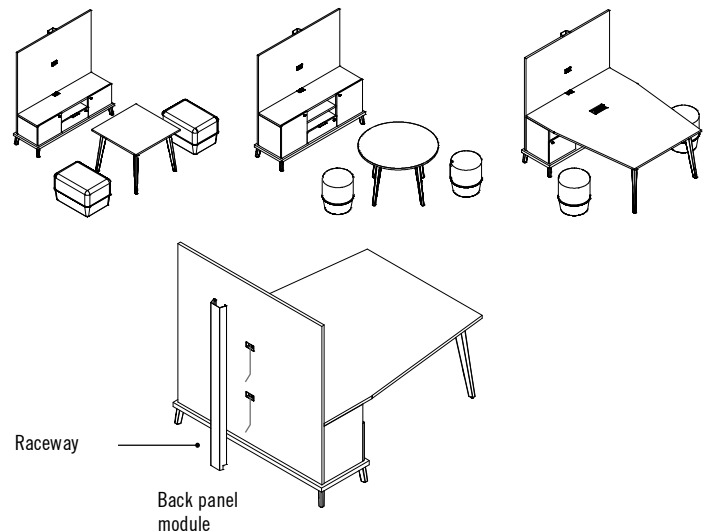
Multimedia storage furniture is available with open space compartments, bookcases that have a door and utility drawer that have a lock.

- The back panel can accommodate a flat screen. The flat screen must be installed on the flat screen monitor support (LGC-SUPFLATSC) sold separately and available in the price book.
- The passage of cables is made from the top to the bottom, left to right, and front to back due to the numerous grommets.

### Wire management



### Layout examples:



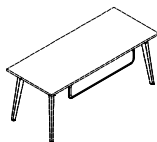
SCREENS

Screens help divide space in a fixed or variable way depending on the level of privacy required while adding a warm touch to a workstation. They can fit under work surfaces, on freestanding tables, on electric height adjustable tables or on platforms. They can also be freestanding.

- Panel composite of wood fibers and foam covered in fabric.
- Fabric choice: see the current Lacasse upholstery guide. Vinyl and leather cannot be specified for screens.
- Available in 1 or 2 tones. See details in the price book.
- Different sizes available according to the model. See details in the price list.
- The screens can be used as tackboards.
- Metal supports included, silver finish.

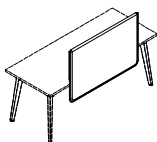
**Modesty panels**

- 5/8" (16 mm) thick.
- Panel of 10" H (254 mm).
- Space for wires to pass through.



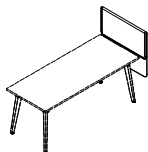
**Privacy/modesty screens**

- Are installed on a surface.
- Is both a privacy and a modesty screen.
- 1 1/4" (32 mm) thick.
- Can accommodate a white board.



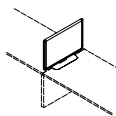
**Lateral privacy screens**

- Installed at the end of a surface.
- 1 1/4" (32 mm) thick.
- Exceeds by 6" (150 mm).



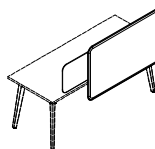
**Freestanding surface screens**

- Can be placed on a work surface.
- Easy to move.
- 1 1/4" (32 mm) thick.
- Can accommodate a white board.
- Metal base. Choices of 3 finishes: Black (K), Silver (S) or White (W).



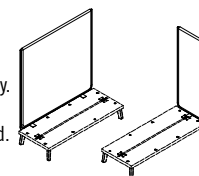
**Collaborative sliding screens**

- Can be installed on a surface.
- Sliding opening/closing for variable privacy.
- Thickness of 1 1/4" (32 mm) when closed and 5/8" (16 mm) when open.



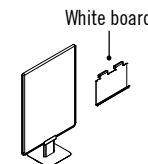
**Platform screens**

- Can be installed on all sides of the platforms to create privacy.
- 1 1/4" (32 mm) thick.
- Can accommodate a white board.



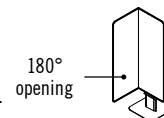
**Privacy lateral screen**

- Freestanding with metal base.
- Metal base. Choices of 3 finishes: Black (K), Silver (S) or White (W).
- 1 1/4" (32 mm) thick.
- Can accommodate a white board.



**Privacy collaborative screen**

- 180 degrees fantail opening/closing for variable privacy.
- Unfolded part is 18" (450 mm) wide.



SEATS AND COUNTERS

**Construction**

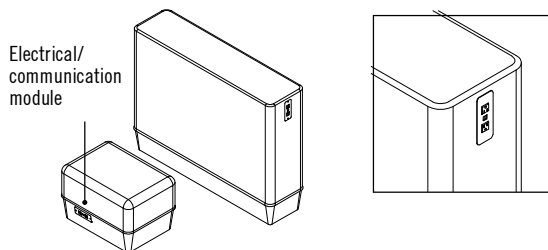
- Combination of foams on a light plywood upholstered structure.
- Fabric choice: see the current upholstery guide.
- Vinyl base with glides.

**Electrical/communication module (option)**

The electrical/communication module is positioned on the right side on the seat base and on the side(s) of the counters. Some seats and counters have a choice of quantity and positioning, refer to the indications of the price book.

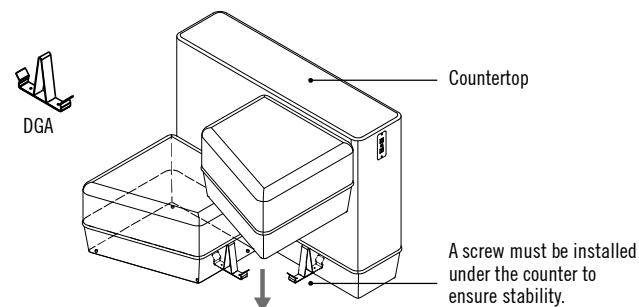
The module has:

- 2 120 V liquid proof electrical outlets.
- 2 2.1A USB outlets.
- 108" (2743 mm) cable with cord. ETL certified.




**Groupings**

The seats can be used alone or grouped according to the applications. The mountings for seats and counters (DGA) allow 2 seats or 1 seat and 1 countertop to be linked and be unified. The metal hardware is silver finished and is sold individually.



**Modularity overview**

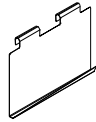


# SPECIFICATIONS

## ACCESSORIES

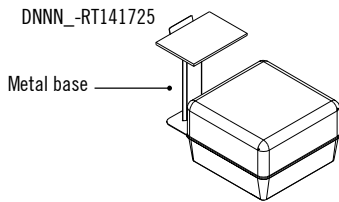
### White board for screens

- High-gloss white finish for use with dry-erase markers.
- Magnetic. 1 pencil tray.
- Format: 23" W x 17½" H (584 x 445 mm).
- Can be placed on privacy screens, divider screens or platform screens.



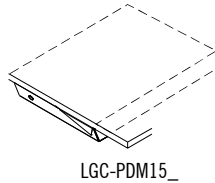
### Side table

- 18½" W x 13" D (470 x 330 mm) laminate rectangular surface, ⅝" (16 mm) thick.
- Includes a support for electronic tablet.
- Fits under a seat or a platform.
- Choices of 3 finishes for the metal base: Black (K), Silver (S) or White (W).



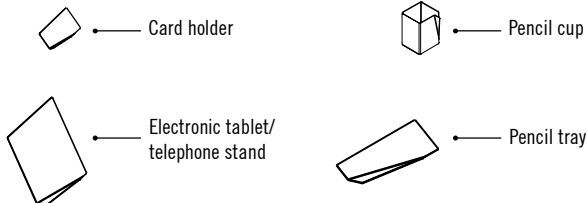
### Personal drawer

- Can be installed under a surface.
- Compatible with height adjustable tables.
- Metal drawer with lock.
- Choices of 3 finishes: Black (K), Silver (S) or White (W).
- Interior dimensions: 13" W x 9" D x 2¾" H (330 x 229 x 70 mm).



### Desk accessories

- Can be placed on a surface.
- Metal accessories, some models with wood legs.
- Choices of 3 metal finishes: Black (K), Silver (S) or White (W).
- Choices of 2 wood colors: Wild Cherry (W20) or Terra Cherry (W21).

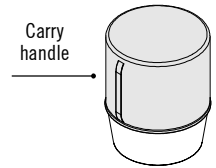


### Keyboard and flat screen supports

- LGC-GBAKD26 and LGC-AKDM02 keyboard supports are compatible with 36" (900 mm) deep surfaces if they do not have wire channels for wire management (DNNNS-HWM\_ ).
- LGC-GBAKD26, LGC-BBAKD26 and LGC-AKDM02 keyboard supports are not compatible with electric height adjustable tables.
- LGC-SKD26 keyboard support is compatible with electric height adjustable tables that are 30" (750 mm) deep.
- Flat screen supports and their clip- or grommet-style fastener are compatible with STAD surfaces (refer to the Accessories section in the January 2017 Lacasse Price Book).
- An array of electrical and communication accessories are available and compatible with STAD components (refer to the Accessories section in the January 2017 Lacasse Price Book).

### Pouf

- 20" (508 mm) height to allow for a comfortable seat under a 29" (735 mm) high surface.
- 16" (400 mm) ideal diameter to simplify its transportation while maintaining a good comfort level.
- Lateral handle (same finish as the base) and lightweight design to help its transportation.



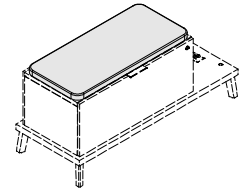
### Accent cushion

- 16" x 16" (400 x 400 mm) format.
- 2 tone (front-back).
- Non removable upholstery.



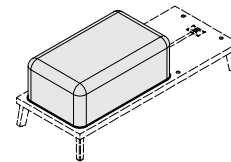
### Storage module cushions

- Can be installed on a storage module.
- 1⅜" (35 mm) thick.
- ¼" (6 mm) clearance all around once installed.



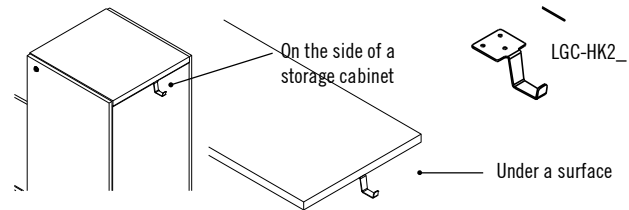
### Platform cushions

- Can be installed on a platform.
- 10½" (267 mm) high.



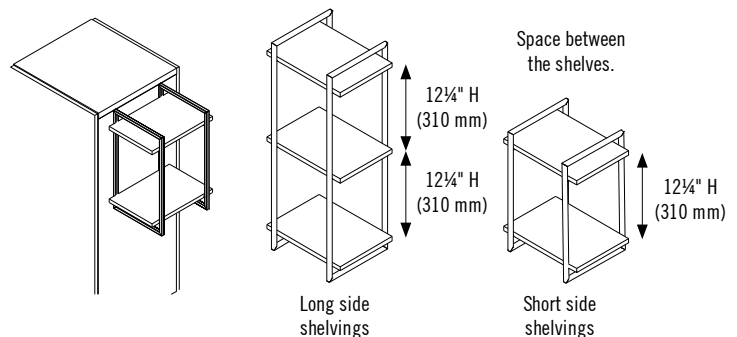
### Hooks

- The hooks are installed under a surface or on the side of storage modules and cabinets.
- Made of metal, they are available with 3 choices of finishes: Black (K), Silver (S) or White (W).



### Side shelvings

- Side shelvings are attached on the side of storage modules and cabinets.
- Shelves are in ⅝" (16 mm) thick laminate.
- The metal structure is available in a choice of 3 finishes: Black (K), Silver (S) or White (W).
- The credenza modules can only accommodate a short side shelvings.
- Not compatible with a junction or with a surface.



WIRE MANAGEMENT

Wire management and electrification under the surfaces, the platforms and the footrest junctions can be achieved through different components.

Wire management clips

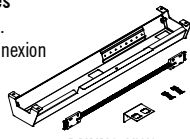
- Allow cables to be clipped under a work surface.



LGC-WMC05

Wire channels under work surfaces

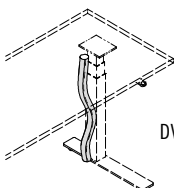
- Can be attached under a surface.
- Includes wire channel, 1 interconnexion bypass cable, 1 H connector, 1 communication plate and 2 wire management clips.
- 36" (914 mm) wire channel compatible with all the rectangular surfaces.
- 30" (750 mm) wire channel compatible with all other surfaces shapes.
- Opening/closing without the use of tools through the help of a thumbscrew.



DNNNS-HWS\_\_

Vertical wire cover

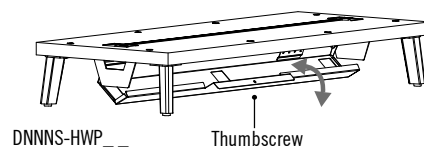
- Helps manage cabling from the surface to the floor.
- 2" (50 mm) diameter.
- With zipper.
- All United Chair® standard fabrics are applicable (except vinyls and leathers).



DVW34

Individual raceways

- Metal raceways allowing the electric system cables to pass through can be ordered separately. They can be installed under a platform or a non electrified laminate footrest.
- Opening/closing without the use of tools through the help of a thumbscrew.
- Does not include an interconnexion bypass cable.



DNNNS-HWP\_\_

Thumbscrew

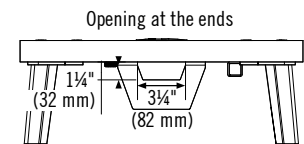
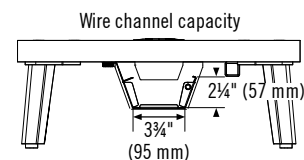
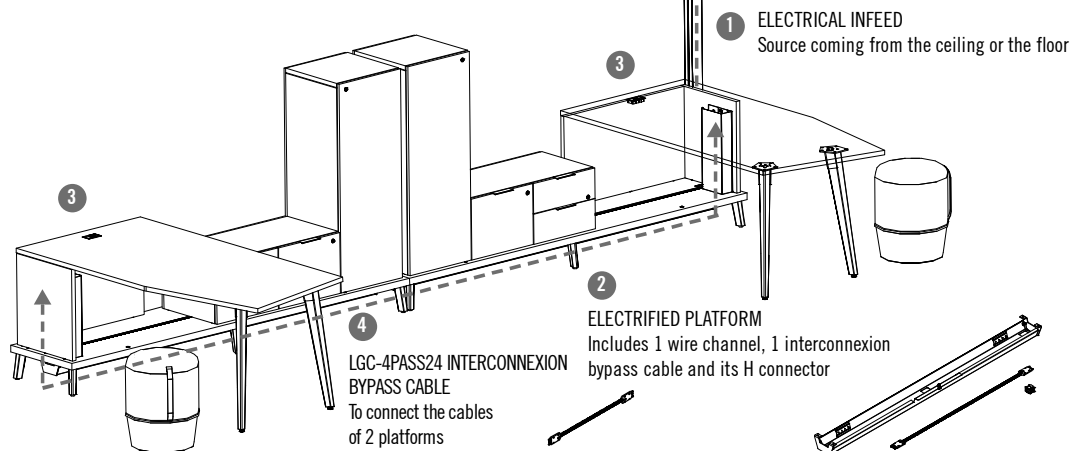
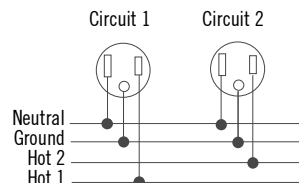
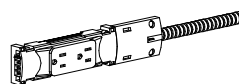
ELECTRIFICATION

Electrical system characteristics

- Fits current office needs.
- 4 wires, 2 circuits, 20 AMP each.
- Common ground.
- UL, CSA, ROHS certified.

HOW TO SPECIFY ELECTRICITY IN A WORKSTATION

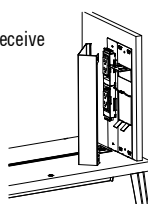
- 1- Define the electrical power source.
- 2- Determine which platforms, footrests (junctions) are electrified.
- 3- Identify the number of stations that have to accommodate an electric outlet kit and a vertical wire cover.
- 4- Calculate the number of interconnexion bypass cables needed to connect stations when platforms are back to back or end to end.



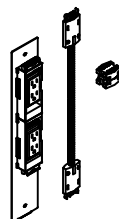
3 Electrical outlet kit

Can be installed inside a laminate or technology module or L-base. Can receive a vertical wire cover.

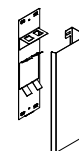
Includes 2 duplexes (4 outlets), 1 connector and 1 duplex support, 18" (457 mm) interconnexion bypass cable and 1 H connector.



DNNNS-4DUPC



DNNNS-VWM18



Vertical wire cover for the electrical outlet kit

2 generic cut outs on the communication plate for adaptors



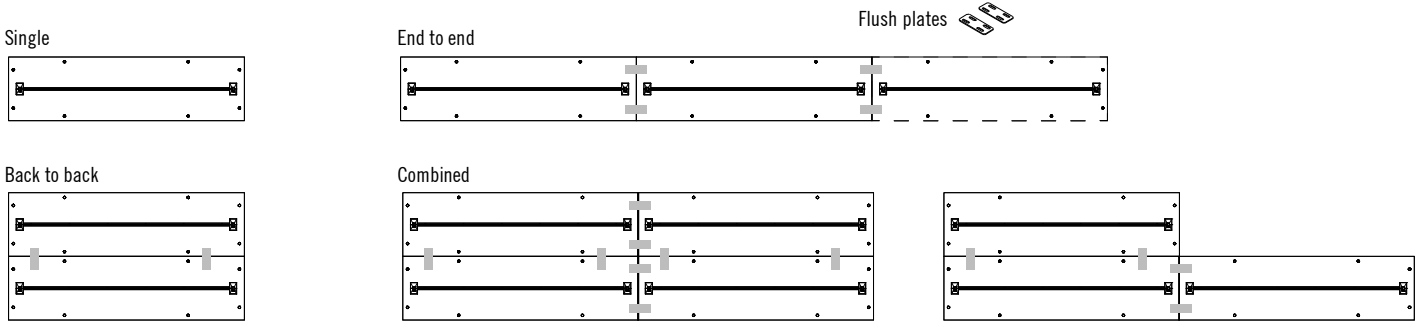
# SPECIFICATIONS

## SPECIFICATION RULES

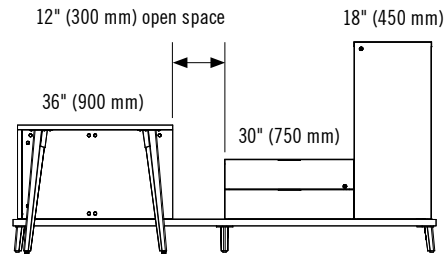
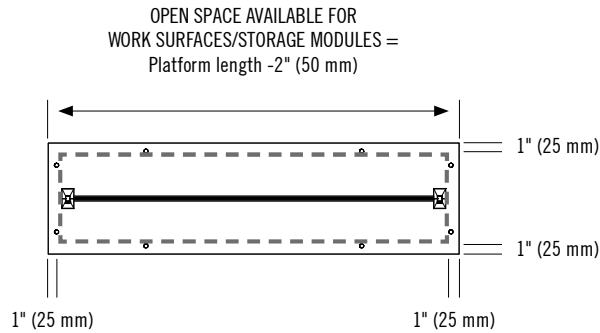
*NOTE: STAD office furniture system offers a great variety of layouts and combinations. The specification rules have been implemented in order to meet current BIFMA standards. Should you require assistance or advice, feel free to contact the Groupe Lacasse Customer Care Service.*

### Platform configurations - flush plate positioning

- Platforms can be assembled with one another without the use of tools and with flush plates and a thumbscrew.
- Metal-to-metal connectors ensure the solidity of the installation.
- Each platform comes with 2 flush plates, some configurations may need additional plates (DNNNS-UPF2), which must be ordered separately.
- Flush plates can be adjusted to obtain the space needed to install a screen between two platforms.



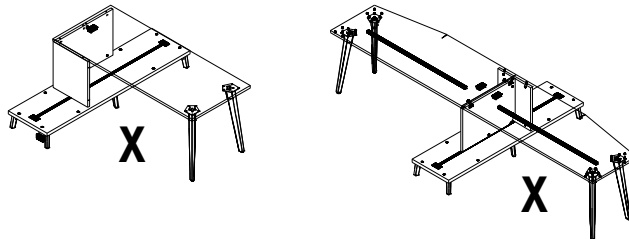
### Measure the open space available for surfaces/storage modules



Example:  
 $98'' \text{ platform} - 2'' = 96'' (2450 \text{ mm} - 50 \text{ mm} = 2400 \text{ mm})$   
 $96'' (2400 \text{ mm})$  is the space available to install a surface and/or storage modules.

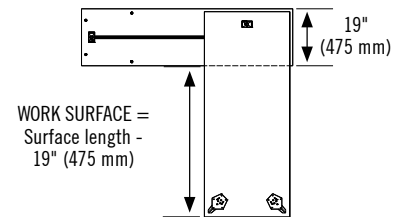
### Surfaces and platforms

- The surfaces can be installed at the ends of the platform (left/right).
- The surfaces are always perpendicular to the platform.



The base can only be placed at the ends.

### Measure the open space of the work surface



### RECTANGULAR (RS)

36" (900 mm)  
 30" (750 mm)  
 24" (600 mm)



60" to 78" (1500 to 1950 mm)  
 by increments of 6" (150 mm)

### COLLABORATIVE - 1 ANGLE (AS)

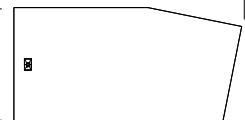
36" (900 mm)  
 30" (750 mm)  
 24" (600 mm)



60" to 78" (1500 to 1950 mm)  
 by increments of 6" (150 mm)

### COLLABORATIVE - 2 ANGLES (CS)

36" (900 mm)



60" to 72" (1500 to 1800 mm)  
 by increments of 6" (150 mm)

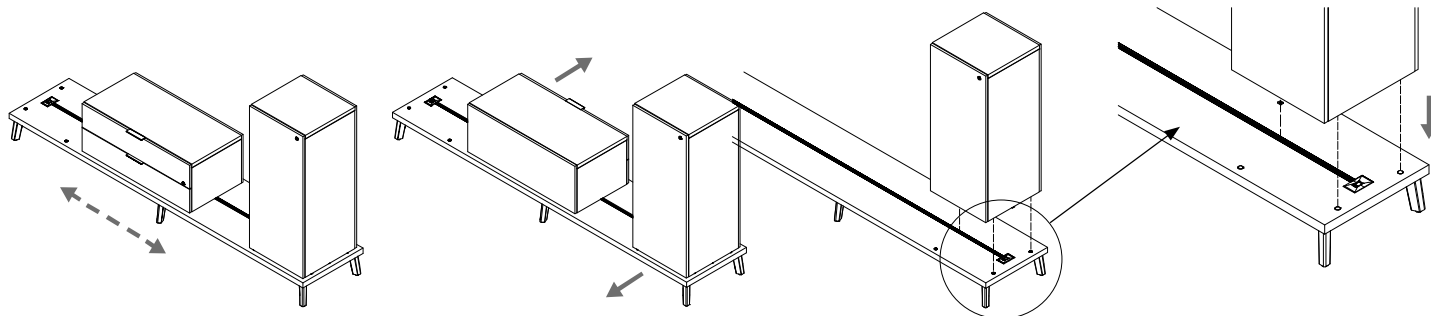


**SPECIFICATION RULES (cont'd)**

*NOTE: STAD office furniture system offers a great variety of layouts and combinations. The specification rules have been implemented in order to meet current BIFMA standards. Should you require assistance or advice, feel free to contact the Groupe Lacasse Customer Care Service.*

**Storage module installation and positioning**

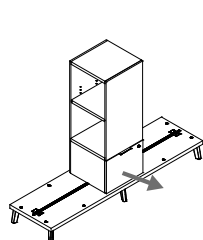
- Storage modules can be installed on a platform with assembly hardware located on the outside.
- The platform rail helps position the storage modules where desired.
- A storage module placed at the ends is recessed by 1" (25 mm) at the back, the front and the side of the platform.
- Empty spaces between the module create a rhythm within the layout and personal belongings can be placed in them (bag, books, etc.).



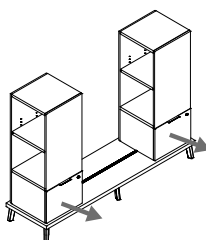
The storage modules can be attached anywhere on the rail in the desired direction.

A storage cabinet or a storage module assembled at the end of a platform.

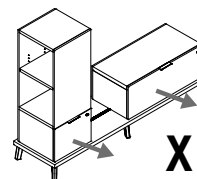
**Storage cabinets, personal storage towers and platforms**



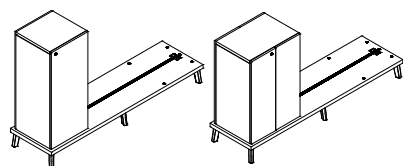
A storage cabinet with drawer(s) can be stand-alone on a platform.



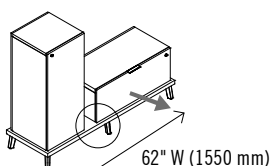
Two storage cabinets with drawer(s) opening on the same side can be installed on a platform.



A storage cabinet and a module with drawer(s) opening on the same side cannot be stand-alone on a platform.



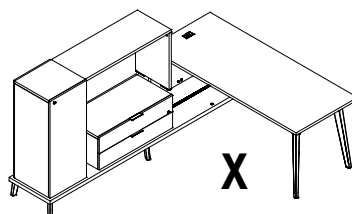
A simple or shared storage cabinet with door can be stand-alone on a platform.



An additional 6" H (152 mm) leg kit is required for many storage cabinets/modules that are installed on a 62" W (1550 mm) platform. To be ordered separately.

**Junctions for 1 cabinet**

- Must be used with a storage cabinet and placed on a work surface for platforms.



A junction cannot be placed on a storage module.

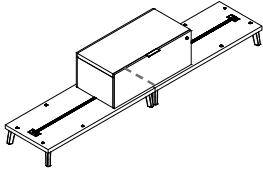
# SPECIFICATIONS

## SPECIFICATION RULES (cont'd)

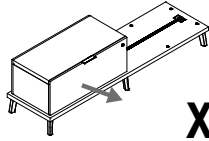
*NOTE: STAD office furniture system offers a great variety of layouts and combinations. The specification rules have been implemented in order to meet current BIFMA standards. Should you require assistance or advice, feel free to contact the Groupe Lacasse Customer Care Service.*

### Storage modules and platforms

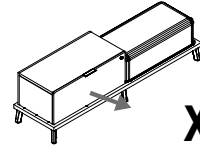
- Storage modules and cabinets can be placed all along the rail or at the ends of a single platform.



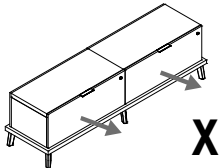
A module can be stand-alone on two integral platforms but it will have an impact on the modularity.



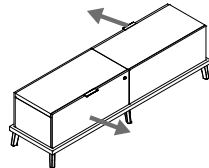
A module with drawer(s) cannot be stand-alone on a platform.



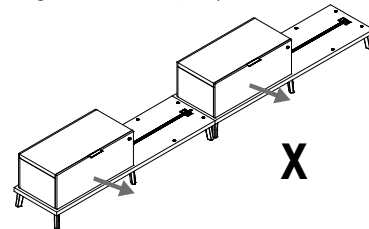
A module with drawer(s) and one or more cushion(s) cannot be stand-alone on a platform except if the total weight of the cushion(s) = 35 lbs (16 kg). Weight of the cushions, see p. 18.



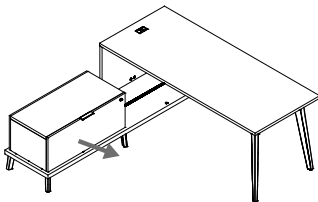
Do not combine two modules with drawer(s) whose opening is/are on the same side.



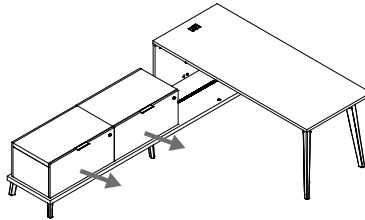
Two modules with drawer(s) can be stand-alone if their openings are on opposite sides.



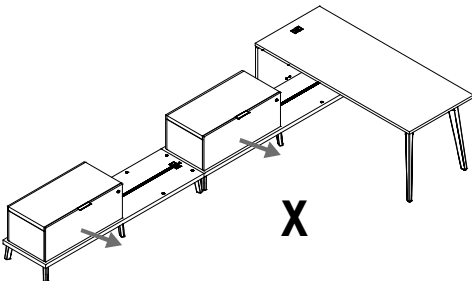
A module with drawer(s) cannot be stand-alone on a platform even if the platform is attached to another platform (flush plates UPF2).



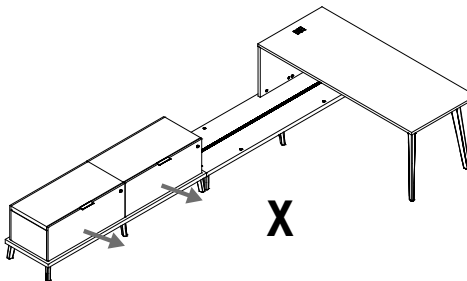
A module with drawer(s) can be stand-alone if there is a surface on the platform.



Two modules with drawer(s) can be stand-alone if there is a surface on the platform.

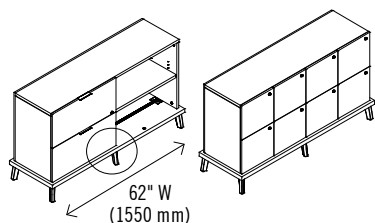


A module with drawer(s) on a platform cannot be joined to another platform even if a module and a surface are attached to it.



Two modules with drawer(s) on a platform cannot be joined to another platform even if a surface is attached to it.

### Credenza modules, lockers or wardrobes and platforms



For storage modules (credenzas, lockers, wardrobes) installed on a 62" W (1550 mm) platform, a 6" (152 mm) leg kit must be ordered separately.

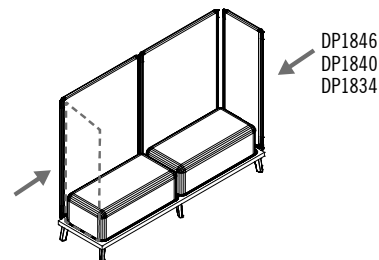
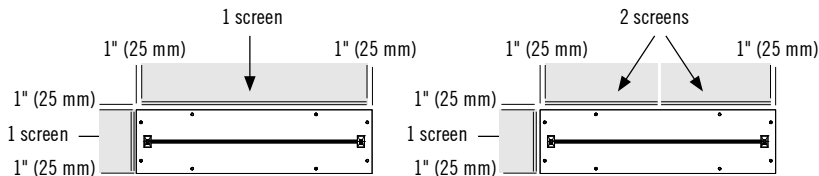
**SPECIFICATION RULES (cont'd)**

*NOTE: STAD office furniture system offers a great variety of layouts and combinations. The specification rules have been implemented in order to meet current BIFMA standards. Should you require assistance or advice, feel free to contact the Groupe Lacasse Customer Care Service.*

**Screen positioning on the platforms**

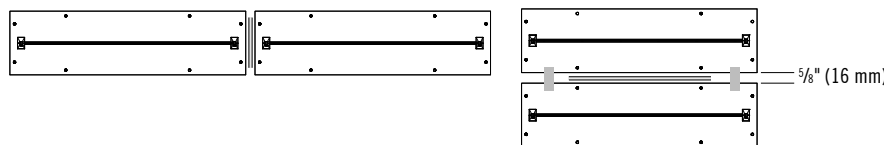
The platforms screens allow an open space of 1" (25 mm) on each side of the platform.

Other configurations with offset screens can be created but in some cases there can be a conflict between the screen support(s) and the central leg of the platform. Therefore, the recommendation is to use the electronic library or to contact Groupe Lacasse Customer Care Service to validate the specifications. 98" W (2450 mm) and 74" W (1850 mm) platforms: 6 legs and 62" W (1550 mm) and 50" (1250 mm) platforms: 4 legs.



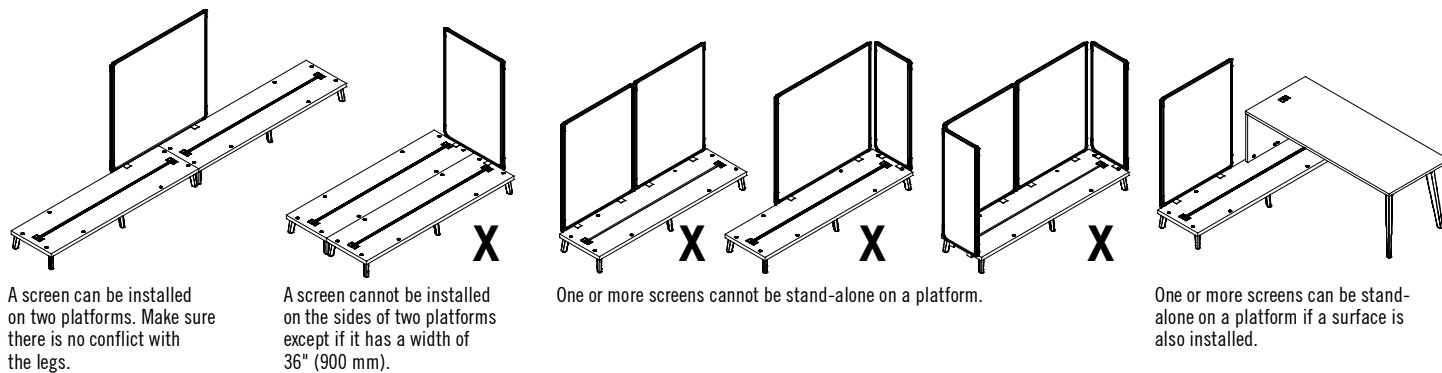
The 18" W (450 mm) screen must be installed only on the sides of a platform.

**Platforms assembled with flush plates**

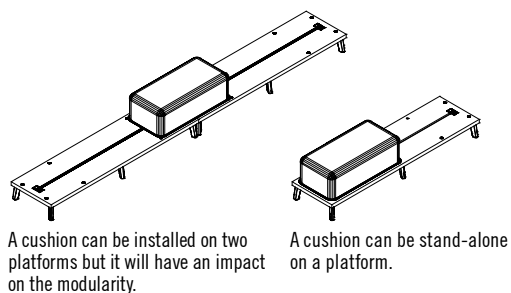


One or more screens can be installed between two platforms due to the flush plates that can be adjusted to create space for their installation.

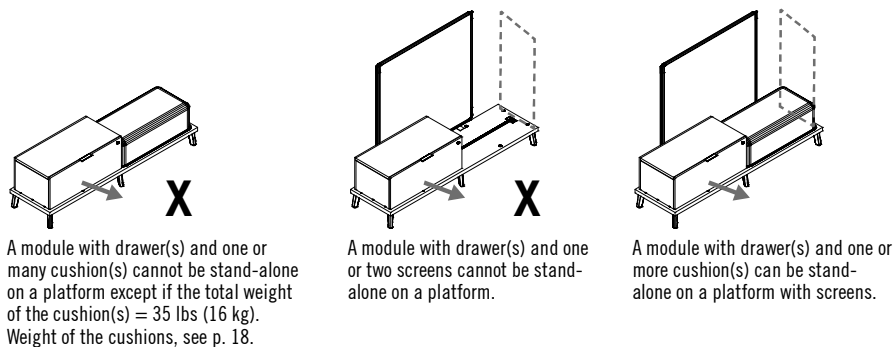
**Screens and platforms**



**Cushions and platforms**



**Combinations: modules, cushions, screens and platforms**



# SPECIFICATIONS

## SPECIFICATION RULES (cont'd)

*NOTE: STAD office furniture system offers a great variety of layouts and combinations. The specification rules have been implemented in order to meet current BIFMA standards. Should you require assistance or advice, feel free to contact the Groupe Lacasse Customer Care Service.*

### Combination of screens, cushions and platforms

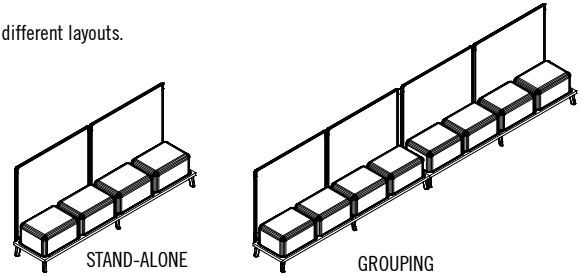
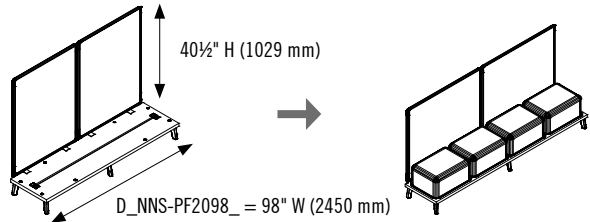
The following table shows the **minimum weight requirement** on a platform with one or multiple screens according to different layouts.

- These indications apply to single platforms or to groups of platforms assembled with flush plates.
- These indications apply to electrified or non electrified platforms.

### Steps to validate the combination of components:

- 1- What is the configuration? (ex.: platform with 2 screens...)
- 2- What is the length of the platform? (ex.: D\_NNS-PF2098\_ = 98" W (2450 mm)).
- 3- What is the height of the highest screen on the platform? (ex.: 1 40½" H (1029 mm) screen).

### EXAMPLE:



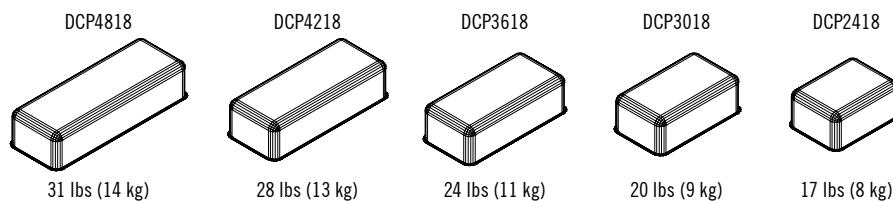
Configuration of 1 platform with 2 40½" H (1029 mm) screens at the back:  
Minimum weight required = 50 lbs (23 kg).

Addition of 4 DCP2418 cushions = 17 lbs (8 kg) each = total of 68 lbs (32 kg).

### Minimum weight requirement according to different combinations of screen(s) and cushion(s) on a platform

Platforms	Screens	1 18" W screen	1 screen	2 screens	2 screens	3 screens	3 screens	4 screens
		Not recommended	Any width					
D_NNS-PF2098_	46½" H (1182 mm)	X	30 lbs (14 kg)		60 lbs (27 kg)		50 lbs (27 kg)	
	40½" H (1029 mm)	X	25 lbs (11 kg)		50 lbs (23 kg)		40 lbs (23 kg)	
	34½" H (877 mm)	X	20 lbs (9 kg)		40 lbs (18 kg)		30 lbs (14 kg)	
D_NNS-PF2074_	46½" H (1182 mm)	X	40 lbs (18 kg)		60 lbs (27 kg)		50 lbs (27 kg)	
	40½" H (1029 mm)	X	35 lbs (16 kg)		50 lbs (23 kg)		40 lbs (23 kg)	
	34½" H (877 mm)	X	30 lbs (14 kg)		40 lbs (18 kg)		30 lbs (14 kg)	
D_NNS-PF2062_	46½" H (1182 mm)	X	50 lbs (23 kg)		60 lbs (27 kg)		50 lbs (27 kg)	
	40½" H (1029 mm)	X	45 lbs (21 kg)		50 lbs (23 kg)		40 lbs (23 kg)	
	34½" H (877 mm)	X	50 lbs (23 kg)		40 lbs (18 kg)		30 lbs (14 kg)	
D_NNS-PF2050_	46½" H (1182 mm)	X	60 lbs (27 kg)		60 lbs (27 kg)		50 lbs (27 kg)	
	40½" H (1029 mm)	X			50 lbs (23 kg)		40 lbs (23 kg)	
	34½" H (877 mm)	X			40 lbs (18 kg)		30 lbs (14 kg)	

### Weight of the cushions:



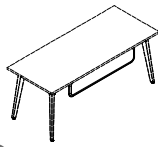
### COUNTERWEIGHT:

The cushions are available with an optional counterweight\* (CW).

\* The counterweight adds 12 lbs (5.5 kg) to the cushion and is factory installed.

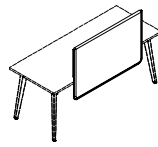
COMPATIBILITY TABLE OF MODESTY PANELS AND PRIVACY SCREENS

**DMD**  
modesty panels



1 OPEN SPACE

**DSD**  
privacy screens

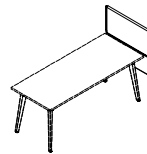


The screen must be installed 1" (25 mm) away from the edge.

For a technology module:  
SCREEN LENGTH =  
Surface length - 10" (250 mm)

24" D (600 mm) surfaces with  
grommets cannot accommodate  
a screen on the side.

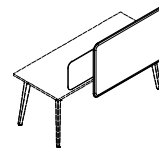
**DSE**  
lateral privacy screens



SCREEN LENGTH =  
Surface depth + 5" (125 mm)

24" D (600 mm) surfaces with  
grommets cannot accommodate  
a screen on the side.

**DSS** collaborative  
sliding screens



A fixed or sliding screen cannot  
exceed the surface.

WORK SURFACES (laminite module)

RS_A					
AS_A					
CS_A					

WORK SURFACES (technology module)

RS_T					
AS_T					
CS_T					

RETURN-SURFACES

BR_					
-----	--	--	--	--	--

# SPECIFICATIONS

## COMPATIBILITY TABLE OF MODESTY PANELS AND PRIVACY SCREENS (cont'd)

### DMD modesty panels

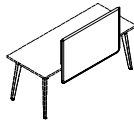


OPEN SPACE SURFACE TR =  
Surface length - 20" (500 mm)

OPEN SPACE SURFACES TA / TC =  
Surface length - 10" (250 mm)

2 Open space adjustable tables

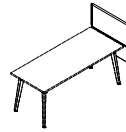
### DSD privacy screens



The screen must be placed  
1" (25 mm) away from the edge.

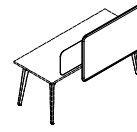
2 Open space adjustable tables

### DSE lateral privacy screens



SCREEN LENGTH =  
Surface depth + 5" (125 mm)

### DSS collaborative sliding screens



The fixed or sliding screen  
cannot exceed the surface.

2 Open space adjustable tables

### SURFACES FOR FREESTANDING TABLES

TR_				
TA_				
TC_				

### ELECTRIC HEIGHT ADJUSTABLE TABLES

RT_SGC				
RT_GC				

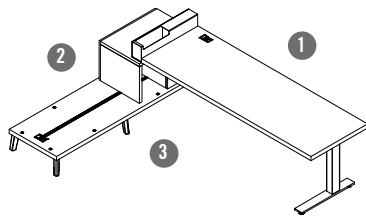
### 1 OPEN SPACE FOR WORK SURFACES (RS\_-AS\_-CS\_-BR\_)

<p>OPEN SPACE = Surface length - 28" (700 mm)</p>	<p>OPEN SPACE = Surface length - 52 3/4" (1319 mm)</p>	<p>OPEN SPACE = Surface length - 48 3/4" (1219 mm)</p>	<p>OPEN SPACE = Surface length - 19" (475 mm)</p>
---	--	--	---

### 2 OPEN SPACE FOR HEIGHT ADJUSTABLE TABLES (SGC-GAB-GAM-GC)

<p>OPEN SPACE = Surface length - 10" (250 mm)</p>	<p>OPEN SPACE A = Surface length - 7 1/2" (190 mm) OPEN SPACE B = Surface length - 16 1/2" (421 mm)</p>
---	---

CODIFICATION EXAMPLES



**1** ELECTRIC HEIGHT ADJUSTABLE RECTANGULAR TABLE - INTEGRATED BASE

**Order code:** D1NNS-RT3072SGCRS

Specify the surface type (1, 2): **1** - thermofused laminate 1" (25 mm)  
Specify the direction of the surface, left (L) or right (R): **R** - straight surface  
Specify leg color (K, S, W): **S** - Silver

**2** 62" W (1550 mm) ELECTRIFIED PLATFORM - WOOD LEGS

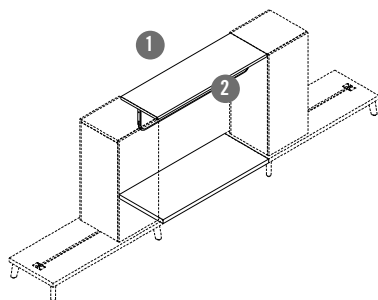
**Order code:** D6NNS-PFE2062BW20

Specify the surface type (5, 6): **6** - high-pressure laminate 1½" (38 mm)  
Specify wood leg color (W20, W21): **W20** - Wild Cherry

**3** 6" (152 mm) H STAD LEG KIT - WOOD

**Order code:** DNNNS-BTL206W20

Specify wood leg color (W20, W21): **W20** - Wild Cherry



**1** JUNCTION FOR 2 CABINETS - FABRIC BACK

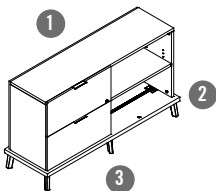
**Order code:** D1NFN-BDCD44

Specify the surface type (1, 2): **1** - thermofused laminate 1" (25 mm)

**2** FABRIC BACK - 8" H (211 mm)

**Order code:** DFD4408-QA12

Indicate the fabric code after the product: **QA12** (Opus)



**1** CREDENZA MODULE WITH FILE DRAWERS AND OPEN BOOKCASE - 27½" H (694 mm)

**Order code:** D1NPS-LF186027BE

Specify the surface type (1, 2): **1** - thermofused laminate 1" (25 mm)

**2** 62" W (1550 mm) ELECTRIFIED PLATFORM - METAL LEGS

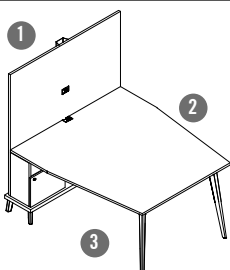
**Order code:** D5NNS-PFE2062MS

Specify the surface type (5, 6): **5** - thermofused laminate 1½" (38 mm)  
Specify leg color (K, S, W): **S** - Silver

**3** 6" (152 mm) STAD LEG KIT - METAL

**Order code:** DNNNS-MTL206

Specify leg color (K, S, W): **S** - Silver



**1** MULTIMEDIA STORAGE MODULE

**Order code:** DNNNS-BS206264AVBW20

Specify wood leg color (W20, W21): **W20**

**2** MEETING SURFACE

**Order code:** D1NNS-TAD7260AVPC

Specify the surface type (1, 2): **1** - thermofused laminate 1" (25 mm)  
Electrical/communication module option, add PC at the end of the code: **PC**

**3** 28" (711 mm) STAD LEGS KIT - WOOD

**Order code:** DNNNW-BTL228W20

Specify accent color (K, S, W): **W** - White  
Specify wood leg color (W20, W21): **W20** - Wild Cherry

# STAD


## SPECIFICATION OF OPTIONS AND FINISHES

### Edgebanding

N Edge - 1" (25 mm)



N Edge - 1½" (38 mm)




Smooth edge, 1/16" (1,5 mm) thick.  
The edgebanding matches the **finish specified**.

### Codification

Series	Thickness	Options							
		Edgebanding	Options	Accent	Dash	Product	Options		
D	1 Thermofused laminate 1" (25 mm)	N Smooth edge	P Extruded handle	N NA	-		L Left		
	2 High-pressure laminate 1" (25 mm)						N Laminate back	K Black	R Right
	5 Thermofused laminate 1½" (38 mm)						T Translucent back	S Silver	G2 Double grommet
	6 High-pressure laminate 1½" (38 mm)						F Fabric back	W White	PC Electric module
							PA Electric module		
							PB Electric module		
							PD Electric module		
							K Black metal legs		
							S Silver metal legs		
							W White metal legs		
							W20 Wood - Wild Cherry		
							W21 Wood - Terra Cherry		

### Grommets

Silver plastic



The opening of the grommet can accommodate a LGC-PCQ1USB1P electric module.

### Handles, platform rail

Extruded silver finish anodized aluminum.




### Back panels (Junctions)



N - Laminate



T - Translucent acrylic



F - Fabric

### Fabric

Various fabric choices are available.  
Refer to the current Lacasse upholstery selection guide.

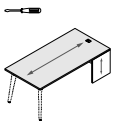






WORK SURFACES FOR PLATFORMS

Rectangular surfaces, laminate module - 36" D



Reversible laminate module. 1 grommet. Must be installed on 1 platform. Can accommodate 1 shelf for a laptop (D1NINN-TABLAP), refer to page 37. Can accommodate 1 electric outlet kit (DNNS-4DUPC), refer to page 41. Compatible with most screens, modesty panels and electrical accessories. To be ordered separately: 1 leg kit BTL228, BTL22836, MTL228 or QTL2, refer to page 28.

Table with columns: W x D x H (in), W x D x H (mm), Code, All Laminate (\$), HPL Surfaces (\$). Rows include dimensions like 78 x 36 x 21 1/2 and codes like D\_NNS-RS3678A.

Specify the surface type (1, 2).

Reversible laminate module. 1 grommet. Must be installed on 1 platform. Can accommodate 1 shelf for a laptop (D1NINN-TABLAP), refer to page 37. Can accommodate 1 electric outlet kit (DNNS-4DUPC), refer to page 41. Compatible with most screens, modesty panels and electrical accessories. To be ordered separately: 1 leg kit BTL228, BTL22830, MTL228 or QTL2, refer to page 28.

Rectangular surfaces, laminate module - 30" D



Table with columns: W x D x H (in), W x D x H (mm), Code, All Laminate (\$), HPL Surfaces (\$). Rows include dimensions like 78 x 30 x 21 1/2 and codes like D\_NNS-RS3078A.

Specify the surface type (5, 6).

Rectangular surfaces, laminate module - 24" D

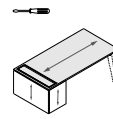


Reversible laminate module. 1 grommet. Must be installed on 1 platform. Can accommodate 1 shelf for a laptop (D1NINN-TABLAP), refer to page 37. Can accommodate 1 electric outlet kit (DNNS-4DUPC), refer to page 41. Compatible with most screens, modesty panels and electrical accessories. To be ordered separately: 1 leg kit BTL228, BTL22824, MTL228 or QTL2, refer to page 28.

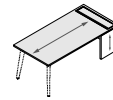
Table with columns: W x D x H (in), W x D x H (mm), Code, All Laminate (\$), HPL Surfaces (\$). Rows include dimensions like 78 x 24 x 21 1/2 and codes like D\_NNS-RS2478A.

Specify the surface type (5, 6).

Rectangular surfaces, technology module - 36" D



Left (L)



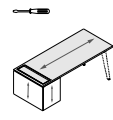
Right (R)

Technology module with swivel-tilt door to access the electrical/communication module. Must be installed on 1 platform. Ledge accommodates small personal electronic devices. The module has 2 liquid proof 120 V electric outlets, 2 2.1A USB outlets, a 108" (2743 mm) cable with cord and ETL certified. Can accommodate 1 shelf for a laptop (D1NINN-TABLAP), refer to page 37. Can accommodate 1 electric outlet kit (DNNS-4DUPC), refer to page 41. Compatible with most screens, modesty panels and electrical accessories. Some restrictions apply for screens. To be ordered separately: 1 leg kit BTL228, BTL22836, MTL228 or QTL2, refer to page 28.

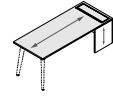
Table with columns: W x D x H (in), W x D x H (mm), Code, All Laminate (\$), HPL Surfaces (\$). Rows include dimensions like 78 x 36 x 21 1/2 and codes like D\_NNS-RS3678T.

Specify the surface type (1, 2). Specify left (L) or right (R).

Rectangular surfaces, technology module - 30" D



Left (L)



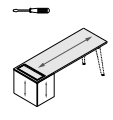
Right (R)

Technology module with swivel-tilt door to access the electrical/communication module. Must be installed on 1 platform. Ledge accommodates small personal electronic devices. The module has 2 liquid proof 120 V electric outlets, 2 2.1A USB outlets, a 108" (2743 mm) cable with cord and ETL certified. Can accommodate 1 shelf for a laptop (D1NINN-TABLAP), refer to page 37. Can accommodate 1 electric outlet kit (DNNS-4DUPC), refer to page 41. Compatible with most screens, modesty panels and electrical accessories. Some restrictions apply for screens. To be ordered separately: 1 leg kit BTL228, BTL22830, MTL228 or QTL2, refer to page 28.

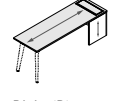
Table with columns: W x D x H (in), W x D x H (mm), Code, All Laminate (\$), HPL Surfaces (\$). Rows include dimensions like 78 x 30 x 21 1/2 and codes like D\_NNS-RS3078T.

Specify the surface type (5, 6). Specify left (L) or right (R).

Rectangular surfaces, technology module - 24" D



Left (L)



Right (R)

Technology module with swivel-tilt door to access the electrical/communication module. Must be installed on 1 platform. Ledge accommodates small personal electronic devices. The module has 2 liquid proof 120 V electric outlets, 2 2.1A USB outlets, a 108" (2743 mm) cable with cord and ETL certified. Can accommodate 1 shelf for a laptop (D1NINN-TABLAP), refer to page 37. Can accommodate 1 electric outlet kit (DNNS-4DUPC), refer to page 41. Compatible with most screens, modesty panels and electrical accessories. Some restrictions apply for screens. To be ordered separately: 1 leg kit BTL228, BTL22824, MTL228 or QTL2, refer to page 28.

Table with columns: W x D x H (in), W x D x H (mm), Code, All Laminate (\$), HPL Surfaces (\$). Rows include dimensions like 78 x 24 x 21 1/2 and codes like D\_NNS-RS2478T.

Specify the surface type (5, 6). Specify left (L) or right (R).

Place the letter S at the beginning of each item code, and specify "exact dimensions" in item description.

2-TONE LAMINATE APPLICATION: SHADED AREA CORRESPONDS TO THE FIRST CODE TO BE SPECIFIED. SECOND LAMINATE CODE WILL BE APPLIED TO THE REST OF THE PRODUCT.

ASSEMBLY REQUIRED



**Collaborative surfaces, laminate module - 36" D**

*Meeting space. 1 grommet. Must be installed on 1 platform. Can accommodate 1 shelf for a laptop (D1NWN-TABLAP), refer to page 37. Can accommodate 1 electric outlet kit (DNNS-4DUPC\_), refer to page 41. Compatible with most screens, modesty panels and electrical accessories.*

**To be ordered separately:** 1 leg kit BTL228\_, BTL22830\_, MTL228 or QTL2, refer to page 28.

W x D x H (in)	W x D x H (mm)	Code	All Laminate (\$)	HPL Surfaces (\$)
78 x 36 x 21½	1950 x 900 x 547	D_NNS-AS3678A_	933	1,152
72 x 36 x 21½	1800 x 900 x 547	D_NNS-AS3672A_	916	1,117
66 x 36 x 21½	1650 x 900 x 547	D_NNS-AS3666A_	896	1,081
60 x 36 x 21½	1500 x 900 x 547	D_NNS-AS3660A_	881	1,045
<b>Specify the surface type (1, 2). Specify left (L) or right (R).</b>				
78 x 36 x 22	1950 x 900 x 560	D_NNS-AS3678A_	1,040	1,259
72 x 36 x 22	1800 x 900 x 560	D_NNS-AS3672A_	1,010	1,211
66 x 36 x 22	1650 x 900 x 560	D_NNS-AS3666A_	982	1,168
60 x 36 x 22	1500 x 900 x 560	D_NNS-AS3660A_	960	1,124
<b>Specify the surface type (5, 6). Specify left (L) or right (R).</b>				

**Collaborative surfaces, laminate module - 30" D**

*Meeting space. 1 grommet. Must be installed on 1 platform. Can accommodate 1 shelf for a laptop (D1NWN-TABLAP), refer to page 37. Can accommodate 1 electric outlet kit (DNNS-4DUPC\_), refer to page 41. Compatible with most screens, modesty panels and electrical accessories.*

**To be ordered separately:** 1 leg kit BTL228\_, BTL22824\_, MTL228 or QTL2, refer to page 28.

W x D x H (in)	W x D x H (mm)	Code	All Laminate (\$)	HPL Surfaces (\$)
78 x 30 x 21½	1950 x 750 x 547	D_NNS-AS3078A_	888	1,067
72 x 30 x 21½	1800 x 750 x 547	D_NNS-AS3072A_	874	1,040
66 x 30 x 21½	1650 x 750 x 547	D_NNS-AS3066A_	853	1,010
60 x 30 x 21½	1500 x 750 x 547	D_NNS-AS3060A_	838	982
<b>Specify the surface type (1, 2). Specify left (L) or right (R).</b>				
78 x 30 x 22	1950 x 750 x 560	D_NNS-AS3078A_	972	1,152
72 x 30 x 22	1800 x 750 x 560	D_NNS-AS3072A_	953	1,117
66 x 30 x 22	1650 x 750 x 560	D_NNS-AS3066A_	924	1,081
60 x 30 x 22	1500 x 750 x 560	D_NNS-AS3060A_	902	1,045
<b>Specify the surface type (5, 6). Specify left (L) or right (R).</b>				

**Collaborative surfaces, laminate module - 24" D**

*Meeting space. 1 grommet. Must be installed on 1 platform. Can accommodate 1 shelf for a laptop (D1NWN-TABLAP), refer to page 37. Can accommodate 1 electric outlet kit (DNNS-4DUPC\_), refer to page 41. Compatible with most screens, modesty panels and electrical accessories.*

**To be ordered separately:** 1 leg kit BTL228\_, BTL22820\_, MTL228 or QTL2, refer to page 28.

W x D x H (in)	W x D x H (mm)	Code	All Laminate (\$)	HPL Surfaces (\$)
78 x 24 x 21½	1950 x 600 x 547	D_NNS-AS2478A_	838	982
72 x 24 x 21½	1800 x 600 x 547	D_NNS-AS2472A_	824	960
66 x 24 x 21½	1650 x 600 x 547	D_NNS-AS2466A_	809	933
60 x 24 x 21½	1500 x 600 x 547	D_NNS-AS2460A_	796	910
<b>Specify the surface type (1, 2). Specify left (L) or right (R).</b>				
78 x 24 x 22	1950 x 600 x 560	D_NNS-AS2478A_	902	1,051
72 x 24 x 22	1800 x 600 x 560	D_NNS-AS2472A_	888	1,022
66 x 24 x 22	1650 x 600 x 560	D_NNS-AS2466A_	865	995
60 x 24 x 22	1500 x 600 x 560	D_NNS-AS2460A_	853	960
<b>Specify the surface type (5, 6). Specify left (L) or right (R).</b>				

**Collaborative surfaces, technology module - 36" D**

*Meeting space. Technology module with swivel-tilt door to access the electrical/communication module. Must be installed on 1 platform. Ledge accommodates small personal electronic devices. The module has 2 liquid proof 120 V electric outlets, 2 2.1A USB outlets, a 108" (2743 mm) cable with cord and ETL certified. Can accommodate 1 shelf for a laptop (D1NWN-TABLAP), refer to page 37. Can accommodate 1 electric outlet kit (DNNS-4DUPC\_), refer to page 41. Compatible with most screens, modesty panels and electrical accessories. Some restrictions apply for screens.*

**To be ordered separately:** 1 leg kit BTL228\_, BTL22830\_, MTL228 or QTL2, refer to page 28.

W x D x H (in)	W x D x H (mm)	Code	All Laminate (\$)	HPL Surfaces (\$)
78 x 36 x 21½	1950 x 900 x 547	D_NNS-AS3678T_	2,485	2,706
72 x 36 x 21½	1800 x 900 x 547	D_NNS-AS3672T_	2,464	2,671
66 x 36 x 21½	1650 x 900 x 547	D_NNS-AS3666T_	2,441	2,628
60 x 36 x 21½	1500 x 900 x 547	D_NNS-AS3660T_	2,422	2,593
<b>Specify the surface type (1, 2). Specify left (L) or right (R).</b>				
78 x 36 x 22	1950 x 900 x 560	D_NNS-AS3678T_	2,593	2,808
72 x 36 x 22	1800 x 900 x 560	D_NNS-AS3672T_	2,557	2,764
66 x 36 x 22	1650 x 900 x 560	D_NNS-AS3666T_	2,529	2,715
60 x 36 x 22	1500 x 900 x 560	D_NNS-AS3660T_	2,498	2,671
<b>Specify the surface type (5, 6). Specify left (L) or right (R).</b>				

**Collaborative surfaces, technology module - 30" D**

*Meeting space. Technology module with swivel-tilt door to access the electrical/communication module. Must be installed on 1 platform. Ledge accommodates small personal electronic devices. The module has 2 liquid proof 120 V electric outlets, 2 2.1A USB outlets, a 108" (2743 mm) cable with cord and ETL certified. Can accommodate 1 shelf for a laptop (D1NWN-TABLAP), refer to page 37. Can accommodate 1 electric outlet kit (DNNS-4DUPC\_), refer to page 41. Compatible with most screens, modesty panels and electrical accessories. Some restrictions apply for screens.*

**To be ordered separately:** 1 leg kit BTL228\_, BTL22824\_, MTL228 or QTL2, refer to page 28.

W x D x H (in)	W x D x H (mm)	Code	All Laminate (\$)	HPL Surfaces (\$)
78 x 30 x 21½	1950 x 750 x 547	D_NNS-AS3078T_	2,427	2,607
72 x 30 x 21½	1800 x 750 x 547	D_NNS-AS3072T_	2,413	2,577
66 x 30 x 21½	1650 x 750 x 547	D_NNS-AS3066T_	2,391	2,548
60 x 30 x 21½	1500 x 750 x 547	D_NNS-AS3060T_	2,376	2,514
<b>Specify the surface type (1, 2). Specify left (L) or right (R).</b>				
78 x 30 x 22	1950 x 750 x 560	D_NNS-AS3078T_	2,427	2,607
72 x 30 x 22	1800 x 750 x 560	D_NNS-AS3072T_	2,413	2,577
66 x 30 x 22	1650 x 750 x 560	D_NNS-AS3066T_	2,391	2,548
60 x 30 x 22	1500 x 750 x 560	D_NNS-AS3060T_	2,376	2,514
<b>Specify the surface type (5, 6). Specify left (L) or right (R).</b>				

**Collaborative surfaces, technology module - 24" D**

*Meeting space. Technology module with swivel-tilt door to access the electrical/communication module. Must be installed on 1 platform. Ledge accommodates small personal electronic devices. The module has 2 liquid proof 120 V electric outlets, 2 2.1A USB outlets, a 108" (2743 mm) cable with cord and ETL certified. Can accommodate 1 shelf for a laptop (D1NWN-TABLAP), refer to page 37. Can accommodate 1 electric outlet kit (DNNS-4DUPC\_), refer to page 41. Compatible with most screens, modesty panels and electrical accessories. Some restrictions apply for screens.*

**To be ordered separately:** 1 leg kit BTL228\_, BTL22820\_, MTL228 or QTL2, refer to page 28.

W x D x H (in)	W x D x H (mm)	Code	All Laminate (\$)	HPL Surfaces (\$)
78 x 24 x 21½	1950 x 600 x 547	D_NNS-AS2478T_	2,376	2,521
72 x 24 x 21½	1800 x 600 x 547	D_NNS-AS2472T_	2,364	2,498
66 x 24 x 21½	1650 x 600 x 547	D_NNS-AS2466T_	2,356	2,477
60 x 24 x 21½	1500 x 600 x 547	D_NNS-AS2460T_	2,341	2,456
<b>Specify the surface type (1, 2). Specify left (L) or right (R).</b>				
78 x 24 x 22	1950 x 600 x 560	D_NNS-AS2478T_	2,441	2,593
72 x 24 x 22	1800 x 600 x 560	D_NNS-AS2472T_	2,427	2,566
66 x 24 x 22	1650 x 600 x 560	D_NNS-AS2466T_	2,413	2,536
60 x 24 x 22	1500 x 600 x 560	D_NNS-AS2460T_	2,399	2,506
<b>Specify the surface type (5, 6). Specify left (L) or right (R).</b>				



Place the letter S at the beginning of each item code, and specify "exact dimensions" in item description.



2-TONE LAMINATE APPLICATION: SHADED AREA CORRESPONDS TO THE FIRST CODE TO BE SPECIFIED. SECOND LAMINATE CODE WILL BE APPLIED TO THE REST OF THE PRODUCT.

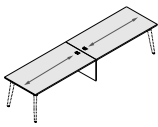
= ASSEMBLY REQUIRED

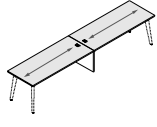
CANADA - FEBRUARY 2024

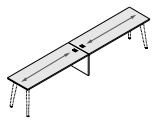


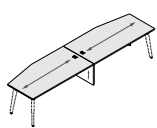
	W x D x H (in)	W x D x H (mm)	Code	All Laminate (\$)	HPL Surfaces (\$)
<b>Collaborative surfaces, laminate module - 36" D</b>	<i>Meeting spaces. 1 grommet. Must be installed on 1 platform. Can accommodate 1 shelf for a laptop (D1NINN-TABLAP), refer to page 37. Can accommodate 1 electric outlet kit (DNNNS-4DUPC_), refer to page 41. Compatible with most screens, modesty panels and electrical accessories.</i>				
	<i>To be ordered separately: 1 leg kit BTL228_, BTL22830_, MTL228 or QTL2, refer to page 28.</i>				
	72 x 36 x 21½	1800 x 900 x 547	D_NNS-CS3672A_	916	1,117
Left (L)	66 x 36 x 21½	1650 x 900 x 547	D_NNS-CS3666A_	896	1,081
	60 x 36 x 21½	1500 x 900 x 547	D_NNS-CS3660A_	881	1,045
	<b>Specify the surface type (1, 2). Specify left (L) or right (R).</b>				
	72 x 36 x 22	1800 x 900 x 560	D_NNS-CS3672A_	1,010	1,211
Right (R)	66 x 36 x 22	1650 x 900 x 560	D_NNS-CS3666A_	982	1,168
	60 x 36 x 22	1500 x 900 x 560	D_NNS-CS3660A_	960	1,124
	<b>Specify the surface type (5, 6). Specify left (L) or right (R).</b>				

	W x D x H (in)	W x D x H (mm)	Code	All Laminate (\$)	HPL Surfaces (\$)
<b>Collaborative surfaces, technology module - 36" D</b>	<i>Meeting spaces. Technology module with swivel-tilt door to access the electrical/communication module. Must be installed on 1 platform. Ledge accommodates small personal electronic devices. The module has 2 liquid proof 120 V electric outlets, 2 2.1A USB outlets, a 108" (2743 mm) cable with cord and ETL certified. Can accommodate 1 shelf for a laptop (D1NINN-TABLAP), refer to page 37. Can accommodate 1 electric outlet kit (DNNNS-4DUPC_), refer to page 41. Compatible with most screens, modesty panels and electrical accessories. Some restrictions apply for screens.</i>				
	<i>To be ordered separately: 1 leg kit BTL228_, BTL22830_, MTL228 or QTL2, refer to page 28.</i>				
	72 x 36 x 21½	1800 x 900 x 547	D_NNS-CS3672T_	2,464	2,671
Left (L)	66 x 36 x 21½	1650 x 900 x 547	D_NNS-CS3666T_	2,441	2,628
	60 x 36 x 21½	1500 x 900 x 547	D_NNS-CS3660T_	2,422	2,593
	<b>Specify the surface type (1, 2). Specify left (L) or right (R).</b>				
	72 x 36 x 22	1800 x 900 x 560	D_NNS-CS3672T_	2,557	2,764
Right (R)	66 x 36 x 22	1650 x 900 x 560	D_NNS-CS3666T_	2,529	2,715
	60 x 36 x 22	1500 x 900 x 560	D_NNS-CS3660T_	2,498	2,671
	<b>Specify the surface type (5, 6). Specify left (L) or right (R).</b>				

<b>DOUBLE WORK SURFACES FOR PLATFORMS</b>					
	W x D x H (in)	W x D x H (mm)	Code	All Laminate (\$)	HPL Surfaces (\$)
<b>Double rectangular surfaces, laminate module - 36" D</b>	<i>1 grommet per surface. Must be installed on 1 platform. Can accommodate 2 electric outlet kits (DNNNS-4DUPC_), refer to page 41. Compatible with most screens, modesty panels and electrical accessories.</i>				
	<i>To be ordered separately: 2 leg kits BTL228_, BTL22830_, MTL228 or QTL2, refer to page 28.</i>				
	156 x 36 x 21½	3900 x 900 x 547	D_NNS-RSD36156A	1,604	2,048
	144 x 36 x 21½	3600 x 900 x 547	D_NNS-RSD36144A	1,568	1,969
	132 x 36 x 21½	3300 x 900 x 547	D_NNS-RSD36132A	1,526	1,899
	120 x 36 x 21½	3000 x 900 x 547	D_NNS-RSD36120A	1,482	1,826
	<b>Specify the surface type (1, 2).</b>				
	156 x 36 x 22	3900 x 900 x 560	D_NNS-RSD36156A	1,812	2,247
	144 x 36 x 22	3600 x 900 x 560	D_NNS-RSD36144A	1,756	2,162
	132 x 36 x 22	3300 x 900 x 560	D_NNS-RSD36132A	1,698	2,070
	120 x 36 x 22	3000 x 900 x 560	D_NNS-RSD36120A	1,648	1,984
	<b>Specify the surface type (5, 6).</b>				

	W x D x H (in)	W x D x H (mm)	Code	All Laminate (\$)	HPL Surfaces (\$)
<b>Double rectangular surfaces, laminate module - 30" D</b>	<i>1 grommet per surface. Must be installed on 1 platform. Can accommodate 2 electric outlet kits (DNNNS-4DUPC_), refer to page 41. Compatible with most screens, modesty panels and electrical accessories.</i>				
	<i>To be ordered separately: 2 leg kits BTL228_, BTL22830_, MTL228 or QTL2, refer to page 28.</i>				
	156 x 30 x 21½	3900 x 750 x 547	D_NNS-RSD30156A	1,519	1,881
	144 x 30 x 21½	3600 x 750 x 547	D_NNS-RSD30144A	1,475	1,812
	132 x 30 x 21½	3300 x 750 x 547	D_NNS-RSD30132A	1,432	1,739
	120 x 30 x 21½	3000 x 750 x 547	D_NNS-RSD30120A	1,382	1,669
	<b>Specify the surface type (1, 2). Edge (N). Accent (S).</b>				
	156 x 30 x 22	3900 x 750 x 560	D_NNS-RSD30156A	1,689	2,056
	144 x 30 x 22	3600 x 750 x 560	D_NNS-RSD30144A	1,633	1,969
	132 x 30 x 22	3300 x 750 x 560	D_NNS-RSD30132A	1,576	1,881
	120 x 30 x 22	3000 x 750 x 560	D_NNS-RSD30120A	1,519	1,798
	<b>Specify the surface type (5, 6). Edge (N). Accent (S).</b>				

	W x D x H (in)	W x D x H (mm)	Code	All Laminate (\$)	HPL Surfaces (\$)
<b>Double rectangular surfaces, laminate module - 24" D</b>	<i>1 grommet per surface. Must be installed on 1 platform. Can accommodate 2 electric outlet kits (DNNNS-4DUPC_), refer to page 41. Compatible with most screens, modesty panels and electrical accessories.</i>				
	<i>To be ordered separately: 2 leg kits BTL228_, BTL22824_, MTL228 or QTL2, refer to page 28.</i>				
	156 x 24 x 21½	3900 x 600 x 547	D_NNS-RSD24156A	1,402	1,698
	144 x 24 x 21½	3600 x 600 x 547	D_NNS-RSD24144A	1,375	1,638
	132 x 24 x 21½	3300 x 600 x 547	D_NNS-RSD24132A	1,341	1,588
	120 x 24 x 21½	3000 x 600 x 547	D_NNS-RSD24120A	1,309	1,531
	<b>Specify the surface type (1, 2).</b>				
	156 x 24 x 22	3900 x 600 x 560	D_NNS-RSD24156A	1,539	1,834
	144 x 24 x 22	3600 x 600 x 560	D_NNS-RSD24144A	1,496	1,768
	132 x 24 x 22	3300 x 600 x 560	D_NNS-RSD24132A	1,462	1,706
	120 x 24 x 22	3000 x 600 x 560	D_NNS-RSD24120A	1,419	1,638
	<b>Specify the surface type (5, 6).</b>				

	W x D x H (in)	W x D x H (mm)	Code	All Laminate (\$)	HPL Surfaces (\$)
<b>Double collaborative surfaces, laminate module - 36" D</b>	<i>Meeting spaces. 1 grommet per surface. Must be installed on 1 platform. Can accommodate 2 electric outlet kits (DNNNS-4DUPC_), refer to page 41. Compatible with most screens, modesty panels and electrical accessories.</i>				
	<i>To be ordered separately: 2 leg kits BTL228_, BTL22830_, MTL228 or QTL2, refer to page 28.</i>				
	156 x 36 x 21½	3900 x 900 x 547	D_NNS-ASD36156A	1,792	2,235
	144 x 36 x 21½	3600 x 900 x 547	D_NNS-ASD36144A	1,756	2,156
	132 x 36 x 21½	3300 x 900 x 547	D_NNS-ASD36132A	1,711	2,084
	120 x 36 x 21½	3000 x 900 x 547	D_NNS-ASD36120A	1,675	2,012
	<b>Specify the surface type (1, 2).</b>				
	156 x 36 x 22	3900 x 900 x 560	D_NNS-ASD36156A	1,998	2,441
	144 x 36 x 22	3600 x 900 x 560	D_NNS-ASD36144A	1,942	2,349
	132 x 36 x 22	3300 x 900 x 560	D_NNS-ASD36132A	1,881	2,263
	120 x 36 x 22	3000 x 900 x 560	D_NNS-ASD36120A	1,834	2,168
	<b>Specify the surface type (5, 6).</b>				

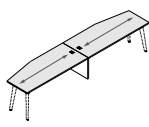
Place the letter S at the beginning of each item code, and specify "exact dimensions" in item description.

2-TONE LAMINATE APPLICATION: SHADED AREA CORRESPONDS TO THE FIRST CODE TO BE SPECIFIED. SECOND LAMINATE CODE WILL BE APPLIED TO THE REST OF THE PRODUCT.

 = ASSEMBLY REQUIRED



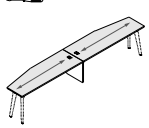
**Double collaborative surfaces, laminate module - 30" D**



Meeting spaces. 1 grommet per surface. Must be installed on 1 platform. Can accommodate 2 electric outlet kits (DNNS-4DUPC\_), refer to page 41. Compatible with most screens, modesty panels and electrical accessories.  
**To be ordered separately:** 2 leg kits BTL228\_, BTL22824\_, MTL228 or QTL2, refer to page 28.

W x D x H (in)	W x D x H (mm)	Code	All Laminate (\$)	HPL Surfaces (\$)
156 x 30 x 21½	3900 x 750 x 547	D_NNS-ASD30156A	1,711	2,078
144 x 30 x 21½	3600 x 750 x 547	D_NNS-ASD30144A	1,675	2,012
132 x 30 x 21½	3300 x 750 x 547	D_NNS-ASD30132A	1,638	1,954
120 x 30 x 21½	3000 x 750 x 547	D_NNS-ASD30120A	1,604	1,891
<b>Specify the surface type (1, 2).</b>				
156 x 30 x 22	3900 x 750 x 560	D_NNS-ASD30156A	1,881	2,247
144 x 30 x 22	3600 x 750 x 560	D_NNS-ASD30144A	1,834	2,179
132 x 30 x 22	3300 x 750 x 560	D_NNS-ASD30132A	1,792	2,097
120 x 30 x 22	3000 x 750 x 560	D_NNS-ASD30120A	1,739	2,020
<b>Specify the surface type (5, 6).</b>				

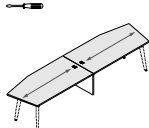
**Double collaborative surfaces, laminate module - 24" D**



Meeting spaces. 1 grommet per surface. Must be installed on 1 platform. Can accommodate 2 electric outlet kits (DNNS-4DUPC\_), refer to page 41. Compatible with most screens, modesty panels and electrical accessories.  
**To be ordered separately:** 2 leg kits BTL228\_, BTL22820\_, MTL228 or QTL2, refer to page 28.

W x D x H (in)	W x D x H (mm)	Code	All Laminate (\$)	HPL Surfaces (\$)
156 x 24 x 21½	3900 x 600 x 547	D_NNS-ASD24156A	1,627	1,918
144 x 24 x 21½	3600 x 600 x 547	D_NNS-ASD24144A	1,597	1,863
132 x 24 x 21½	3300 x 600 x 547	D_NNS-ASD24132A	1,561	1,812
120 x 24 x 21½	3000 x 600 x 547	D_NNS-ASD24120A	1,531	1,756
<b>Specify the surface type (1, 2).</b>				
156 x 24 x 22	3900 x 600 x 560	D_NNS-ASD24156A	1,762	2,056
144 x 24 x 22	3600 x 600 x 560	D_NNS-ASD24144A	1,717	1,990
132 x 24 x 22	3300 x 600 x 560	D_NNS-ASD24132A	1,675	1,926
120 x 24 x 22	3000 x 600 x 560	D_NNS-ASD24120A	1,638	1,863
<b>Specify the surface type (5, 6).</b>				

**Double collaborative surfaces, laminate module - 36" D**




Meeting spaces. 1 grommet per surface. Must be installed on 1 platform. Can accommodate 2 electric outlet kits (DNNS-4DUPC\_), refer to page 41. Compatible with most screens, modesty panels and electrical accessories.  
**To be ordered separately:** 2 leg kits BTL228\_, BTL22830\_, MTL228 or QTL2, refer to page 28.

W x D x H (in)	W x D x H (mm)	Code	All Laminate (\$)	HPL Surfaces (\$)
144 x 36 x 21½	3600 x 900 x 547	D_NNS-CSD36144A	1,756	2,156
132 x 36 x 21½	3300 x 900 x 547	D_NNS-CSD36132A	1,711	2,084
120 x 36 x 21½	3000 x 900 x 547	D_NNS-CSD36120A	1,675	2,012
<b>Specify the surface type (1, 2).</b>				
144 x 36 x 22	3600 x 900 x 560	D_NNS-CSD36144A	1,942	2,349
132 x 36 x 22	3300 x 900 x 560	D_NNS-CSD36132A	1,881	2,263
120 x 36 x 22	3000 x 900 x 560	D_NNS-CSD36120A	1,834	2,168
<b>Specify the surface type (5, 6).</b>				

**RETURN-SURFACES FOR PLATFORMS**


**Bridge-returns, laminate module - 24" D**



Reversible laminate module. 1 grommet. Must be used with 1 platform and be installed to a primary surface. Can accommodate 1 shelf for a laptop (D1NNS-TABLAP), refer to page 37. Can accommodate 1 electric outlet kit (DNNS-4DUPC\_), refer to page 41. Compatible with most screens, modesty panels and electrical accessories.

W x D x H (in)	W x D x H (mm)	Code	All Laminate (\$)	HPL Surfaces (\$)
68 x 24 x 21½	1700 x 600 x 547	D_NNS-BR2468A	659	773
62 x 24 x 21½	1550 x 600 x 547	D_NNS-BR2462A	638	745
56 x 24 x 21½	1400 x 600 x 547	D_NNS-BR2456A	617	723
<b>Specify the surface type (1, 2).</b>				
68 x 24 x 22	1700 x 600 x 560	D_NNS-BR2468A	702	831
62 x 24 x 22	1550 x 600 x 560	D_NNS-BR2462A	687	803
56 x 24 x 22	1400 x 600 x 560	D_NNS-BR2456A	666	773
<b>Specify the surface type (5, 6).</b>				


**Bridge-returns, laminate module - 20" D**



Reversible laminate module. 1 grommet. Must be used with 1 platform and be installed to a primary surface. Can accommodate 1 electric outlet kit (DNNS-4DUPC\_), refer to page 41. Compatible with most screens, modesty panels and electrical accessories.

W x D x H (in)	W x D x H (mm)	Code	All Laminate (\$)	HPL Surfaces (\$)
68 x 20 x 21½	1700 x 500 x 547	D_NNS-BR2068A	630	737
62 x 20 x 21½	1550 x 500 x 547	D_NNS-BR2062A	622	717
56 x 20 x 21½	1400 x 500 x 547	D_NNS-BR2056A	609	702
<b>Specify the surface type (1, 2).</b>				
68 x 20 x 22	1700 x 500 x 560	D_NNS-BR2068A	680	630
62 x 20 x 22	1550 x 500 x 560	D_NNS-BR2062A	666	687
56 x 20 x 22	1400 x 500 x 560	D_NNS-BR2056A	653	737
<b>Specify the surface type (5, 6).</b>				


**Return-surfaces - 24" D**



Reversible. Must be attached to 1 freestanding table. 1 grommet. Compatible with most screens, modesty panels and electrical accessories.  
**To be ordered separately:** 1 leg kit BTL228\_, BTL22824\_, MTL228 or QTL2, refer to page 28.

W x D x H (in)	W x D x H (mm)	Code	All Laminate (\$)	HPL Surfaces (\$)
48 x 24 x 1	1200 x 600 x 25	D_NNS-RS2448	279	373
42 x 24 x 1	1050 x 600 x 25	D_NNS-RS2442	265	344
36 x 24 x 1	900 x 600 x 25	D_NNS-RS2436	251	323
<b>Specify the surface type (1, 2).</b>				
48 x 24 x 1½	1200 x 600 x 38	D_NNS-RS2448	323	416
42 x 24 x 1½	1050 x 600 x 38	D_NNS-RS2442	301	380
36 x 24 x 1½	900 x 600 x 38	D_NNS-RS2436	279	350
<b>Specify the surface type (5, 6).</b>				

**Return-surfaces - 20" D**



Reversible. Must be attached to 1 freestanding table. 1 grommet. Compatible with most screens, modesty panels and electrical accessories.  
**To be ordered separately:** 1 leg kit BTL228\_, BTL22820\_, MTL228 or QTL2, refer to page 28.

W x D x H (in)	W x D x H (mm)	Code	All Laminate (\$)	HPL Surfaces (\$)
48 x 20 x 1	1200 x 500 x 25	D_NNS-RS2048	257	337
42 x 20 x 1	1050 x 500 x 25	D_NNS-RS2042	251	315
36 x 20 x 1	900 x 500 x 25	D_NNS-RS2036	237	293
<b>Specify the surface type (1, 2).</b>				
48 x 20 x 1½	1200 x 500 x 38	D_NNS-RS2048	293	373
42 x 20 x 1½	1050 x 500 x 38	D_NNS-RS2042	279	350
36 x 20 x 1½	900 x 500 x 38	D_NNS-RS2036	265	323
<b>Specify the surface type (5, 6).</b>				


Place the letter S at the beginning of each item code, and specify "exact dimensions" in item description.

2-TONE LAMINATE APPLICATION: SHADED AREA CORRESPONDS TO THE FIRST CODE TO BE SPECIFIED. SECOND LAMINATE CODE WILL BE APPLIED TO THE REST OF THE PRODUCT.


ASSEMBLY REQUIRED


CANADA - FEBRUARY 2024

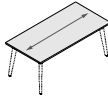


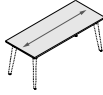
	W x D x H (in)	W x D x H (mm)	Code	All Laminate (\$)	HPL Surfaces (\$)
<b>Executive returns</b>	<i>Reversible executive return. To be ordered separately: 1 pedestal and 1 top. Must be used with a platform. Pedestal with 1 box drawer. Pencil tray. 1 file drawer with suspension bar. Lock. Rectangular top. Grommet.</i>				
	<i>Top for executive return.</i>				
	48 x 18 x 1	1200 x 450 x 25	D_NNS-RTR1848	251	315
	42 x 18 x 1	1050 x 450 x 25	D_NNS-RTR1842	237	301
	36 x 18 x 1	900 x 450 x 25	D_NNS-RTR1836	222	279
	<b>Specify the surface type (1, 2).</b>				
	48 x 18 x 1½	1200 x 450 x 38	D_NNS-RTR1848	279	350
	42 x 18 x 1½	1050 x 450 x 38	D_NNS-RTR1842	265	323
	36 x 18 x 1½	900 x 450 x 38	D_NNS-RTR1836	251	301
	<b>Specify the surface type (5, 6). Edge (N). Accent (S).</b>				
	<i>Pedestal for executive return.</i>				
	18 x 18 x 20½	450 x 450 x 521	DNNPS-RUF181820	933	-


## SURFACES FOR FREESTANDING TABLES

	W x D x H (in)	W x D x H (mm)	Code	All Laminate (\$)	HPL Surfaces (\$)
<b>Round surfaces</b>	<i>To be ordered separately: 2 leg kits BTL228_, MTL228 or QTL2, refer to page 28.</i>				
	60 x 60 x 1	1500 x 1500 x 25	D_NNN-R60	702	989
	54 x 54 x 1	1350 x 1350 x 25	D_NNN-R54	653	888
	48 x 48 x 1	1200 x 1200 x 25	D_NNN-R48	593	796
	42 x 42 x 1	1050 x 1050 x 25	D_NNN-R42	544	695
	36 x 36 x 1	900 x 900 x 25	D_NNN-R36	493	603
	<b>Specify the surface type (1, 2).</b>				
	60 x 60 x 1½	1500 x 1500 x 38	D_NNN-R60	831	1,117
	54 x 54 x 1½	1350 x 1350 x 38	D_NNN-R54	759	1,004
	48 x 48 x 1½	1200 x 1200 x 38	D_NNN-R48	687	881
	42 x 42 x 1½	1050 x 1050 x 38	D_NNN-R42	617	766
	36 x 36 x 1½	900 x 900 x 38	D_NNN-R36	544	645
	<b>Specify the surface type (5, 6).</b>				

	W x D x H (in)	W x D x H (mm)	Code	All Laminate (\$)	HPL Surfaces (\$)
<b>Square surfaces</b>	<i>To be ordered separately: 2 leg kits BTL228_, MTL228 or QTL2, refer to page 28.</i>				
	60 x 60 x 1	1500 x 1500 x 25	D_NNN-SQ60	558	846
	54 x 54 x 1	1350 x 1350 x 25	D_NNN-SQ54	510	745
	48 x 48 x 1	1200 x 1200 x 25	D_NNN-SQ48	459	653
	42 x 42 x 1	1050 x 1050 x 25	D_NNN-SQ42	416	558
	36 x 36 x 1	900 x 900 x 25	D_NNN-SQ36	366	464
	<b>Specify the surface type (1, 2).</b>				
	60 x 60 x 1½	1500 x 1500 x 38	D_NNN-SQ60	695	972
	54 x 54 x 1½	1350 x 1350 x 38	D_NNN-SQ54	622	860
	48 x 48 x 1½	1200 x 1200 x 38	D_NNN-SQ48	553	745
	42 x 42 x 1½	1050 x 1050 x 38	D_NNN-SQ42	480	630
	36 x 36 x 1½	900 x 900 x 38	D_NNN-SQ36	409	510
	<b>Specify the surface type (5, 6).</b>				

	W x D x H (in)	W x D x H (mm)	Code	All Laminate (\$)	HPL Surfaces (\$)
<b>Rectangular surfaces - 36" D</b>	<i>Compatible with most screens, modesty panels and electrical accessories. To be ordered separately: 2 leg kits BTL228_, BTL22836_, MTL228 or QTL2, refer to page 28.</i>				
	78 x 36 x 1	1950 x 900 x 25	D_NNN-TR3678	587	809
	72 x 36 x 1	1800 x 900 x 25	D_NNN-TR3672	536	737
	66 x 36 x 1	1650 x 900 x 25	D_NNN-TR3666	480	666
	60 x 36 x 1	1500 x 900 x 25	D_NNN-TR3660	428	593
	<b>Specify the surface type (1, 2).</b>				
	78 x 36 x 1½	1950 x 900 x 38	D_NNN-TR3678	695	910
	72 x 36 x 1½	1800 x 900 x 38	D_NNN-TR3672	630	831
	66 x 36 x 1½	1650 x 900 x 38	D_NNN-TR3666	566	753
	60 x 36 x 1½	1500 x 900 x 38	D_NNN-TR3660	510	672
	<b>Specify the surface type (5, 6).</b>				

	W x D x H (in)	W x D x H (mm)	Code	All Laminate (\$)	HPL Surfaces (\$)
<b>Rectangular surfaces - 30" D</b>	<i>Compatible with most screens, modesty panels and electrical accessories. To be ordered separately: 2 leg kits BTL228_, BTL22830_, MTL228 or QTL2, refer to page 28.</i>				
	78 x 30 x 1	1950 x 750 x 25	D_NNN-TR3078	544	730
	72 x 30 x 1	1800 x 750 x 25	D_NNN-TR3072	493	666
	66 x 30 x 1	1650 x 750 x 25	D_NNN-TR3066	444	603
	60 x 30 x 1	1500 x 750 x 25	D_NNN-TR3060	401	536
	<b>Specify the surface type (1, 2).</b>				
	78 x 30 x 1½	1950 x 750 x 38	D_NNN-TR3078	630	809
	72 x 30 x 1½	1800 x 750 x 38	D_NNN-TR3072	571	737
	66 x 30 x 1½	1650 x 750 x 38	D_NNN-TR3066	524	672
	60 x 30 x 1½	1500 x 750 x 38	D_NNN-TR3060	464	603
	<b>Specify the surface type (5, 6).</b>				

	W x D x H (in)	W x D x H (mm)	Code	All Laminate (\$)	HPL Surfaces (\$)
<b>Rectangular surfaces - 24" D</b>	<i>Compatible with most screens, modesty panels and electrical accessories. To be ordered separately: 2 leg kits BTL228_, BTL22824_, MTL228 or QTL2, refer to page 28.</i>				
	78 x 24 x 1	1950 x 600 x 25	D_NNN-TR2478	501	653
	72 x 24 x 1	1800 x 600 x 25	D_NNN-TR2472	451	587
	66 x 24 x 1	1650 x 600 x 25	D_NNN-TR2466	401	524
	60 x 24 x 1	1500 x 600 x 25	D_NNN-TR2460	350	464
	<b>Specify the surface type (1, 2).</b>				
	78 x 24 x 1½	1950 x 600 x 38	D_NNN-TR2478	571	717
	72 x 24 x 1½	1800 x 600 x 38	D_NNN-TR2472	516	653
	66 x 24 x 1½	1650 x 600 x 38	D_NNN-TR2466	459	581
	60 x 24 x 1½	1500 x 600 x 38	D_NNN-TR2460	401	516
	<b>Specify the surface type (5, 6).</b>				

Place the letter S at the beginning of each item code, and specify "exact dimensions" in item description.

2-TONE LAMINATE APPLICATION: SHADED AREA CORRESPONDS TO THE FIRST CODE TO BE SPECIFIED. SECOND LAMINATE CODE WILL BE APPLIED TO THE REST OF THE PRODUCT.

 = ASSEMBLY REQUIRED

CANADA - FEBRUARY 2024



**Collaborative surfaces with 1 angle - 36" D**

*Compatible with most screens, modesty panels and electrical accessories.  
To be ordered separately: 2 leg kits BTL228, MTL228, QTL2, refer to page 28 or 1 leg kit BTL22836, and 1 kit BTL222830, refer to page 28.*

W x D x H (in)	W x D x H (mm)	Code	All Laminate (\$)	HPL Surfaces (\$)
78 x 36 x 1	1950 x 900 x 25	D_NNN-TA3678	702	924
72 x 36 x 1	1800 x 900 x 25	D_NNN-TA3672	645	853
66 x 36 x 1	1650 x 900 x 25	D_NNN-TA3666	593	779
60 x 36 x 1	1500 x 900 x 25	D_NNN-TA3660	536	710
<b>Specify the surface type (1, 2). Specify left (L) or right (R).</b>				
78 x 36 x 1½	1950 x 900 x 38	D_NNN-TA3678	809	1,033
72 x 36 x 1½	1800 x 900 x 38	D_NNN-TA3672	645	853
66 x 36 x 1½	1650 x 900 x 38	D_NNN-TA3666	593	779
60 x 36 x 1½	1500 x 900 x 38	D_NNN-TA3660	536	710
<b>Specify the surface type (5, 6). Specify left (L) or right (R).</b>				

**Collaborative surfaces with 1 angle - 30" D**

*Compatible with most screens, modesty panels and electrical accessories.  
To be ordered separately: 2 leg kits BTL228, MTL228, QTL2, refer to page 28 or 1 leg kit BTL22830, and 1 kit BTL222824, refer to page 28.*

W x D x H (in)	W x D x H (mm)	Code	All Laminate (\$)	HPL Surfaces (\$)
78 x 30 x 1	1950 x 750 x 25	D_NNN-TA3078	659	846
72 x 30 x 1	1800 x 750 x 25	D_NNN-TA3072	603	773
66 x 30 x 1	1650 x 750 x 25	D_NNN-TA3066	544	702
60 x 30 x 1	1500 x 750 x 25	D_NNN-TA3060	493	638
<b>Specify the surface type (1, 2). Specify left (L) or right (R).</b>				
78 x 30 x 1½	1950 x 750 x 38	D_NNN-TA3078	745	933
72 x 30 x 1½	1800 x 750 x 38	D_NNN-TA3072	680	853
66 x 30 x 1½	1650 x 750 x 38	D_NNN-TA3066	622	779
60 x 30 x 1½	1500 x 750 x 38	D_NNN-TA3060	558	702
<b>Specify the surface type (5, 6). Edge (N). Accent (S). Specify left (L) or right (R).</b>				

**Collaborative surfaces with 1 angle - 24" D**

*Compatible with most screens, modesty panels and electrical accessories.  
To be ordered separately: 2 leg kits BTL228, MTL228, QTL2, refer to page 28 or 1 leg kit BTL22824, and 1 kit BTL222820, refer to page 28.*

W x D x H (in)	W x D x H (mm)	Code	All Laminate (\$)	HPL Surfaces (\$)
78 x 24 x 1	1950 x 600 x 25	D_NNN-TA2478	617	766
72 x 24 x 1	1800 x 600 x 25	D_NNN-TA2472	566	702
66 x 24 x 1	1650 x 600 x 25	D_NNN-TA2466	516	638
60 x 24 x 1	1500 x 600 x 25	D_NNN-TA2460	459	571
<b>Specify the surface type (1, 2). Specify left (L) or right (R).</b>				
78 x 24 x 1½	1950 x 600 x 38	D_NNN-TA2478	687	838
72 x 24 x 1½	1800 x 600 x 38	D_NNN-TA2472	630	766
66 x 24 x 1½	1650 x 600 x 38	D_NNN-TA2466	571	695
60 x 24 x 1½	1500 x 600 x 38	D_NNN-TA2460	516	630
<b>Specify the surface type (5, 6). Specify left (L) or right (R).</b>				

**Collaborative surfaces with 2 angles - 36" D**

*Compatible with most screens, modesty panels and electrical accessories.  
To be ordered separately: 2 leg kits BTL228, MTL228, QTL2, refer to page 28 or 1 leg kit BTL22836, and 1 kit BTL222830, refer to page 28.*

W x D x H (in)	W x D x H (mm)	Code	All Laminate (\$)	HPL Surfaces (\$)
78 x 36 x 1	1950 x 900 x 25	D_NNN-TC3678	702	924
72 x 36 x 1	1800 x 900 x 25	D_NNN-TC3672	645	853
66 x 36 x 1	1650 x 900 x 25	D_NNN-TC3666	593	779
60 x 36 x 1	1500 x 900 x 25	D_NNN-TC3660	536	710
<b>Specify the surface type (1, 2). Specify left (L) or right (R).</b>				
78 x 36 x 1½	1950 x 900 x 38	D_NNN-TC3678	809	1,033
72 x 36 x 1½	1800 x 900 x 38	D_NNN-TC3672	745	953
66 x 36 x 1½	1650 x 900 x 38	D_NNN-TC3666	680	865
60 x 36 x 1½	1500 x 900 x 38	D_NNN-TC3660	617	789
<b>Specify the surface type (5, 6). Specify left (L) or right (R).</b>				

**LEG KITS FOR WORK SURFACES**

**STAD wood legs - 28" H**

*Kit of 2 wood legs with steel attachment.*

W x D x H (in)	W x D x H (mm)	Code	All Laminate (\$)	HPL Surfaces (\$)
3¼ x 2¾ x 28	84 x 60 x 711	DNNN-BTL228		967
<b>Specify accent color (K, S, W). Specify wood leg color (W20, W21).</b>				

**STAD wood legs with crosspiece - 28" H**

*Kit of 2 wood legs with crosspiece and steel attachment. Choose the dimension of the set depending on the depth of the surface.*

W x D x H (in)	W x D x H (mm)	Code	All Laminate (\$)	HPL Surfaces (\$)
36 x 2¾ x 28	900 x 60 x 711	DNNN-BTL22836		1,022
30 x 2¾ x 28	750 x 60 x 711	DNNN-BTL22830		1,016
24 x 2¾ x 28	600 x 60 x 711	DNNN-BTL22824		1,010
20 x 2¾ x 28	500 x 60 x 711	DNNN-BTL22820		1,004
<b>Specify accent color (K, S, W). Specify wood leg color (W20, W21).</b>				

**STAD metal legs - 28" H**

*Kit of 2 aluminum legs.*

W x D x H (in)	W x D x H (mm)	Code	All Laminate (\$)	HPL Surfaces (\$)
3¼ x 2¾ x 28	84 x 60 x 711	DNNN-MTL228		350
<b>Specify leg color (K, S, W).</b>				

**Square metal legs - 28" H**

*Kit of 2 steel legs.*

W x D x H (in)	W x D x H (mm)	Code	All Laminate (\$)	HPL Surfaces (\$)
2 x 2 x 28	51 x 51 x 711	DNNN-QTL2		313
<b>Specify leg color (K, S, W).</b>				

**SURFACES FOR OCCASIONAL TABLES**

**Round surfaces**

*To be ordered separately: 1 leg kit BTL423, or MTL423, refer to page 29.*

W x D x H (in)	W x D x H (mm)	Code	All Laminate (\$)	HPL Surfaces (\$)
30 x 30 x 1	750 x 750 x 25	D_NNN-RB30	423	493
24 x 24 x 1	600 x 600 x 25	D_NNN-RB24	392	444
<b>Specify the surface type (1, 2).</b>				
30 x 30 x 1½	750 x 750 x 38	D_NNN-RB30	459	530
24 x 24 x 1½	600 x 600 x 38	D_NNN-RB24	416	464
<b>Specify the surface type (5, 6).</b>				

**Square surfaces**

*To be ordered separately: 1 leg kit BTL423, or MTL423, refer to page 29.*

W x D x H (in)	W x D x H (mm)	Code	All Laminate (\$)	HPL Surfaces (\$)
30 x 30 x 1	750 x 750 x 25	D_NNN-SQB30	279	359
24 x 24 x 1	600 x 600 x 25	D_NNN-SQB24	251	293
<b>Specify the surface type (1, 2).</b>				
30 x 30 x 1½	750 x 750 x 38	D_NNN-SQB30	315	386
24 x 24 x 1½	600 x 600 x 38	D_NNN-SQB24	274	315
<b>Specify the surface type (5, 6).</b>				

**Rectangular surfaces**

*To be ordered separately: 1 leg kit BTL423, or MTL423, refer to page 29.*

W x D x H (in)	W x D x H (mm)	Code	All Laminate (\$)	HPL Surfaces (\$)
48 x 24 x 1	1200 x 600 x 25	D_NNN-TRB2448	267	373
<b>Specify the surface type (1, 2).</b>				
48 x 24 x 1½	1200 x 600 x 38	D_NNN-TRB2448	329	416
<b>Specify the surface type (5, 6).</b>				


Place the letter S at the beginning of each item code, and specify "exact dimensions" in item description. For laminate items only. Not applicable on fabric items or accessories.

2-TONE LAMINATE APPLICATION: SHADED AREA CORRESPONDS TO THE FIRST CODE TO BE SPECIFIED. SECOND LAMINATE CODE WILL BE APPLIED TO THE REST OF THE PRODUCT.


ASSEMBLY REQUIRED


CANADA - FEBRUARY 2024




	W x D x H (in)	W x D x H (mm)	Code	All Laminate (\$)	HPL Surfaces (\$)
<b>Side table</b>	<i>5/8" (16 mm) thick thermofused laminate rectangular top. 1 electronic tablet support included. Metal base.</i>				
	18 1/2 x 13 x 26	470 x 330 x 664	DNNN_RT141725	789	-
	<b>Edge (N).</b> Specify the color of the base (K, S, W).				

**LEG KITS FOR OCCASIONAL TABLE SURFACES**

	W x D x H (in)	W x D x H (mm)	Code	All Laminate (\$)	HPL Surfaces (\$)
<b>STAD wood legs - 23" H</b>	<i>Kit of 4 wood legs with steel attachment. Must be installed under 1 occasional table top.</i>				
	3 1/4 x 2 3/8 x 23	84 x 60 x 585	DNNN_BTL423		1,717
	<b>Specify accent color (K, S, W). Specify wood leg color (W20, W21).</b>				


	W x D x H (in)	W x D x H (mm)	Code	All Laminate (\$)	HPL Surfaces (\$)
<b>STAD metal legs - 23" H</b>	<i>Kit of 4 aluminum legs. Must be installed under 1 occasional table top.</i>				
	3 1/4 x 2 3/8 x 23	84 x 60 x 585	DNNN_MTL423		687
	<b>Specify leg color (K, S, W).</b>				

**FREESTANDING HEIGHT ADJUSTABLE TABLES**

	W x D x H (in)	W x D x H (mm)	Code	All Laminate (\$)	HPL Surfaces (\$)
<b>Electric height adjustable rectangular tables, metal C-base - 30" D</b>	<i>Metal C-base. 10' (3040 mm) cable with cord. Compatible with screens, modesty panels.</i>				
	<i>1" (25 mm) thick top: Lowest position is 24" (607 mm) and highest position is 49 1/2" (1257 mm).</i>				
	72 x 30 x 24 - 49 1/2	1800 x 750 x 607-1257	D_NNN_RT3072GC	2,908	3,157
	66 x 30 x 24 - 49 1/2	1650 x 750 x 607-1257	D_NNN_RT3066GC	2,894	3,123
	60 x 30 x 24 - 49 1/2	1500 x 750 x 607-1257	D_NNN_RT3060GC	2,879	3,087
	54 x 30 x 24 - 49 1/2	1350 x 750 x 607-1257	D_NNN_RT3054GC	2,863	3,051
	<b>Specify the surface type (1, 2). Specify leg color (K, S, W).</b>				

2-grommet option, add G2 at the end of the code and \$158.

	W x D x H (in)	W x D x H (mm)	Code	All Laminate (\$)	HPL Surfaces (\$)
	<i>1 1/2" (38 mm) thick top: Lowest position is 24 1/2" (620 mm) and highest position is 50" (1270 mm).</i>				
	72 x 30 x 24 1/2 - 50	1800 x 750 x 620-1270	D_NNN_RT3072GC	2,987	3,236
	66 x 30 x 24 1/2 - 50	1650 x 750 x 620-1270	D_NNN_RT3066GC	2,963	3,193
	60 x 30 x 24 1/2 - 50	1500 x 750 x 620-1270	D_NNN_RT3060GC	2,944	3,152
	54 x 30 x 24 1/2 - 50	1350 x 750 x 620-1270	D_NNN_RT3054GC	2,929	3,106
	<b>Specify the surface type (5, 6). Specify leg color (K, S, W).</b>				

	W x D x H (in)	W x D x H (mm)	Code	All Laminate (\$)	HPL Surfaces (\$)
<b>Electric height adjustable rectangular tables, metal C-base - 24" D</b>	<i>Metal C-base. 10' (3040 mm) cable with cord. Compatible with screens, modesty panels.</i>				
	<i>1" (25 mm) thick top: Lowest position is 24" (607 mm) and highest position is 49 1/2" (1257 mm).</i>				
	72 x 24 x 24 - 49 1/2	1800 x 600 x 607-1257	D_NNN_RT2472GC	2,879	3,071
	66 x 24 x 24 - 49 1/2	1650 x 600 x 607-1257	D_NNN_RT2466GC	2,863	3,045
	60 x 24 x 24 - 49 1/2	1500 x 600 x 607-1257	D_NNN_RT2460GC	2,851	3,015
	54 x 24 x 24 - 49 1/2	1350 x 600 x 607-1257	D_NNN_RT2454GC	2,844	2,987
	<b>Specify the surface type (1, 2). Specify leg color (K, S, W).</b>				

2-grommet option, add G2 at the end of the code and \$158.

	W x D x H (in)	W x D x H (mm)	Code	All Laminate (\$)	HPL Surfaces (\$)
	<i>1 1/2" (38 mm) thick top: Lowest position is 24 1/2" (620 mm) and highest position is 50" (1270 mm).</i>				
	72 x 24 x 24 1/2 - 50	1800 x 600 x 620-1270	D_NNN_RT2472GC	2,944	3,137
	66 x 24 x 24 1/2 - 50	1650 x 600 x 620-1270	D_NNN_RT2466GC	2,921	3,106
	60 x 24 x 24 1/2 - 50	1500 x 600 x 620-1270	D_NNN_RT2460GC	2,908	3,071
	54 x 24 x 24 1/2 - 50	1350 x 600 x 620-1270	D_NNN_RT2454GC	2,894	3,036
	<b>Specify the surface type (5, 6). Specify leg color (K, S, W).</b>				


Place the letter S at the beginning of each item code, and specify "exact dimensions" in item description. For laminate items only. Not applicable on fabric items or accessories.

2-TONE LAMINATE APPLICATION: SHADED AREA CORRESPONDS TO THE FIRST CODE TO BE SPECIFIED. SECOND LAMINATE CODE WILL BE APPLIED TO THE REST OF THE PRODUCT.

 = ASSEMBLY REQUIRED

	W x D x H (in)	W x D x H (mm)	Code	All Laminate (\$)	HPL Surfaces (\$)
--	----------------	----------------	------	-------------------	-------------------


**Open storage modules, for freestanding height adjustable tables - 13 1/2" H**  
*1 tone only. 1 open storage space and 1 closed storage space with removable panel and 1 grommet. Can accommodate the electrical connection of 1 electric height adjustable table. Must be installed on 1 platform. Can accommodate 1 electric outlet kit (DNNNS-4DUPC\_), refer to page 41. 1 communication plate included.*

	30 x 18 x 13	750 x 450 x 349	D_NNS-BI183013	603	645
	24 x 18 x 13	600 x 450 x 349	D_NNS-BI182413	558	603

**Specify the surface type (1, 2). Accent (S). Specify left (L) or right (R).**

Left (L)  
Right (R)

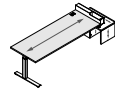
**Shared open storage modules, for freestanding height adjustable tables - 13 1/2" H**  
*1 tone only. 1 open storage space and 1 closed storage space with removable panel and 1 grommet on each side. Can accommodate the electrical connection of 2 electric height adjustable tables. Must be installed on 1 platform. Can accommodate 1 or 2 electric outlet kits (DNNNS-4DUPC\_), (DNNNS-4DUPC\_), refer to page 41. 2 communication plates included.*

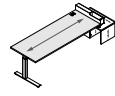
	30 x 18 x 13	750 x 450 x 349	D_NNS-DBI183013	659	702
	24 x 18 x 13	600 x 450 x 349	D_NNS-DBI182413	617	659

**Specify the surface type (1, 2).**

**HEIGHT ADJUSTABLE TABLES FOR PLATFORMS**

**Electric height adjustable rectangular tables, integrated base - 30" D**  
*Metal C-base and integrated laminate base with 1 open storage space and 1 closed storage space with removable panel. Grommets on the laminate and surface module. Metal compartment for small personal items. 10' (3040 mm) cable with cord. Compatible with screens, modesty panels. Must be installed on 1 platform. Can accommodate 1 electric outlet kit (DNNNS-4DUPC\_), refer to page 41. 1 communication plate included.*



	W x D x H (in)	W x D x H (mm)	Code	All Laminate (\$)	HPL Surfaces (\$)
	<i>1" (25 mm) thick top: Lowest position is 24" (607 mm) and highest position is 49 1/2" (1257 mm).</i>				
	88 x 30 x 24 - 49 1/2	2207 x 750 x 607-1257	D_NNS-RT3072SGC	4,074	4,325
	82 x 30 x 24 - 49 1/2	2057 x 750 x 607-1257	D_NNS-RT3066SGC	4,060	4,288
	76 x 30 x 24 - 49 1/2	1907 x 750 x 607-1257	D_NNS-RT3060SGC	4,046	4,253
	70 x 30 x 24 - 49 1/2	1757 x 750 x 607-1257	D_NNS-RT3054SGC	4,030	4,218

**Specify the surface type (1, 2). Specify leg color (K, S, W). Specify left (L) or right (R).**

	W x D x H (in)	W x D x H (mm)	Code	All Laminate (\$)	HPL Surfaces (\$)
	<i>1 1/2" (38 mm) thick top: Lowest position is 24 1/2" (620 mm) and highest position is 50" (1270 mm).</i>				
	88 x 30 x 24 1/2 - 50	2207 x 750 x 620-1270	D_NNS-RT3072SGC	4,152	4,404
	82 x 30 x 24 1/2 - 50	2057 x 750 x 620-1270	D_NNS-RT3066SGC	4,133	4,360
	76 x 30 x 24 1/2 - 50	1907 x 750 x 620-1270	D_NNS-RT3060SGC	4,110	4,325
	70 x 30 x 24 1/2 - 50	1757 x 750 x 620-1270	D_NNS-RT3054SGC	4,090	4,282

**Specify the surface type (5, 6). Specify leg color (K, S, W). Specify left (L) or right (R).**



**Electric height adjustable rectangular tables, integrated base - 24" D**

*Metal C-base and integrated laminate base with 1 open storage space and 1 closed storage space with removable panel. Grommets on the laminate and surface module. Metal compartment for small personal items. 10' (3040 mm) cable with cord. Compatible with screens, modesty panels. Must be installed on 1 platform. Can accommodate 1 electric outlet kit (DNNNS-4DUPC\_) refer to page 41. 1 communication plate included.*

1" (25 mm) thick top:  
Lowest position is 24" (607 mm) and highest position is 49 1/2" (1257 mm).  
**To be ordered separately:** If the table is installed on 1 50" (1250 mm) or 62" W (1550 mm) platform, an extra 6" H (152 mm) leg kit is required, refer to page 30.

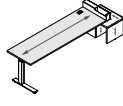
W x D x H (in)	W x D x H (mm)	Code	All Laminate (\$)	HPL Surfaces (\$)
88 x 24 x 24-49 1/2	2207 x 600 x 607-1257	D_NNS-RT2472SGC	4,025	4,276
82 x 24 x 24-49 1/2	2057 x 600 x 607-1257	D_NNS-RT2466SGC	4,009	4,241
76 x 24 x 24-49 1/2	1907 x 600 x 607-1257	D_NNS-RT2460SGC	3,997	4,204
70 x 24 x 24-49 1/2	1757 x 600 x 607-1257	D_NNS-RT2454SGC	3,981	4,168

Specify the surface type (1, 2). Specify leg color (K, S, W).  
Specify left (L) or right (R).

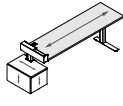
1 1/2" (38 mm) thick top:  
Lowest position is 24 1/2" (620 mm) and highest position is 50" (1270 mm).

W x D x H (in)	W x D x H (mm)	Code	All Laminate (\$)	HPL Surfaces (\$)
88 x 24 x 24 1/2-50	2207 x 600 x 620-1270	D_NNS-RT2472SGC	4,110	4,360
82 x 24 x 24 1/2-50	2057 x 600 x 620-1270	D_NNS-RT2466SGC	4,090	4,317
76 x 24 x 24 1/2-50	1907 x 600 x 620-1270	D_NNS-RT2460SGC	4,066	4,276
70 x 24 x 24 1/2-50	1757 x 600 x 620-1270	D_NNS-RT2454SGC	4,046	4,232

Specify the surface type (5, 6). Specify leg color (K, S, W).  
Specify left (L) or right (R).



Left (L)



Right (R)

**Electric height adjustable double rectangular tables, integrated base - 30" D**

*Metal C-base and integrated laminate base with 1 open storage space and 1 closed storage space with removable panel on each side. Grommets on the laminate and surface module. Metal compartments for small personal items. 10' (3040 mm) cable with cord. Compatible with screens, modesty panels. Must be installed on 1 platform. Can accommodate 1 electric outlet kit (DNNNS-4DUPC\_) on each side, refer to page 41. 2 communication plates included.*

1" (25 mm) thick top:  
Lowest position is 24" (607 mm) and highest position is 49 1/2" (1257 mm).  
**To be ordered separately:** If the table is installed on 1 50" (1250 mm) or 62" W (1550 mm) platform, an extra 6" H (152 mm) leg kit is required, refer to page 30.

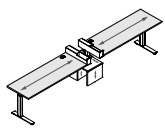
W x D x H (in)	W x D x H (mm)	Code	All Laminate (\$)	HPL Surfaces (\$)
159 x 30 x 24-49 1/2	3964 x 750 x 607-1257	D_NNS-RTD30144SGC	7,455	7,950
147 x 30 x 24-49 1/2	3664 x 750 x 607-1257	D_NNS-RTD30132SGC	7,428	7,884
135 x 30 x 24-49 1/2	3364 x 750 x 607-1257	D_NNS-RTD30120SGC	7,399	7,812
123 x 30 x 24-49 1/2	3064 x 750 x 607-1257	D_NNS-RTD30108SGC	7,368	7,741

Specify the surface type (1, 2). Specify leg color (K, S, W).

1 1/2" (38 mm) thick top:  
Lowest position is 24 1/2" (620 mm) and highest position is 50" (1270 mm).

W x D x H (in)	W x D x H (mm)	Code	All Laminate (\$)	HPL Surfaces (\$)
159 x 30 x 24 1/2-50	3964 x 750 x 620-1270	D_NNS-RTD30144SGC	7,612	8,113
147 x 30 x 24 1/2-50	3664 x 750 x 620-1270	D_NNS-RTD30132SGC	7,569	8,027
135 x 30 x 24 1/2-50	3364 x 750 x 620-1270	D_NNS-RTD30120SGC	7,534	7,950
123 x 30 x 24 1/2-50	3064 x 750 x 620-1270	D_NNS-RTD30108SGC	7,490	7,862

Specify the surface type (5, 6). Specify leg color (K, S, W).



**Electric height adjustable double rectangular tables, integrated base - 24" D**

*Metal C-base and integrated laminate base with 1 open storage space and 1 closed storage space with removable panel on each side. Grommets on the laminate and surface module. Metal compartments for small personal items. 10' (3040 mm) cable with cord. Compatible with screens, modesty panels. Must be installed on 1 platform. Can accommodate 1 electric outlet kit (DNNNS-4DUPC\_) on each side, refer to page 41. 2 communication plates included.*

1" (25 mm) thick top:  
Lowest position is 24" (607 mm) and highest position is 49 1/2" (1257 mm).  
**To be ordered separately:** If the table is installed on 1 50" (1250 mm) or 62" W (1550 mm) platform, an extra 6" H (152 mm) leg kit is required, refer to page 30.

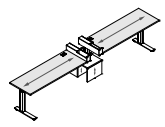
W x D x H (in)	W x D x H (mm)	Code	All Laminate (\$)	HPL Surfaces (\$)
159 x 24 x 24-49 1/2	3964 x 600 x 607-1257	D_NNS-RTD24144SGC	7,326	7,725
147 x 24 x 24-49 1/2	3664 x 600 x 607-1257	D_NNS-RTD24132SGC	7,298	7,670
135 x 24 x 24-49 1/2	3364 x 600 x 607-1257	D_NNS-RTD24120SGC	7,275	7,612
123 x 24 x 24-49 1/2	3064 x 600 x 607-1257	D_NNS-RTD24108SGC	7,254	7,555

Specify the surface type (1, 2). Specify leg color (K, S, W).

1 1/2" (38 mm) thick top:  
Lowest position is 24 1/2" (620 mm) and highest position is 50" (1270 mm).

W x D x H (in)	W x D x H (mm)	Code	All Laminate (\$)	HPL Surfaces (\$)
159 x 24 x 24 1/2-50	3964 x 600 x 620-1270	D_NNS-RTD24144SGC	7,455	7,857
147 x 24 x 24 1/2-50	3664 x 600 x 620-1270	D_NNS-RTD24132SGC	7,417	7,784
135 x 24 x 24 1/2-50	3364 x 600 x 620-1270	D_NNS-RTD24120SGC	7,383	7,720
123 x 24 x 24 1/2-50	3064 x 600 x 620-1270	D_NNS-RTD24108SGC	7,348	7,647

Specify the surface type (5, 6). Specify leg color (K, S, W).

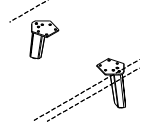


**Kit of additional STAD wood legs - 6" H**

*Kit of 2 wood legs. Can be mounted under 1 50" (1250 mm) or 62" W (1550 mm) platform.*

W x D x H (in)	W x D x H (mm)	Code	All Laminate (\$)	HPL Surfaces (\$)
2 x 1 3/4 x 6	52 x 44 x 152	DNNNS-BTL206		544

Specify wood leg color (W20, W21).

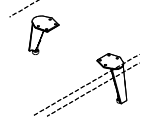


**Kit of additional STAD metal legs - 6" H**

*Kit of 2 aluminum legs. Can be mounted under 1 50" (1250 mm) or 62" W (1550 mm) platform.*

W x D x H (in)	W x D x H (mm)	Code	All Laminate (\$)	HPL Surfaces (\$)
1 3/8 x 2 3/8 x 6	41 x 61 x 152	DNNN_MTL206		222

Specify leg color (K, S, W).



**FREESTANDING CAFÉ HEIGHT TABLES**

**Rectangular café height tables, STAD wood legs - 36" D**

*Wood legs with attachment and steel crosspieces.*

W x D x H (in)	W x D x H (mm)	Code	All Laminate (\$)	HPL Surfaces (\$)
78 x 36 x 42	1950 x 900 x 1067	D_NNN-RT367842B	3,116	3,438
72 x 36 x 42	1800 x 900 x 1067	D_NNN-RT367242B	3,065	3,359
66 x 36 x 42	1650 x 900 x 1067	D_NNN-RT366642B	3,009	3,287
60 x 36 x 42	1500 x 900 x 1067	D_NNN-RT366042B	2,958	3,208

Specify the surface type (1, 2). Specify accent color (K, S, W).  
Specify wood leg color (W20, W21).

W x D x H (in)	W x D x H (mm)	Code	All Laminate (\$)	HPL Surfaces (\$)
78 x 36 x 42 1/2	1950 x 900 x 1079	D_NNN-RT367842B	3,214	3,544
72 x 36 x 42 1/2	1800 x 900 x 1079	D_NNN-RT367242B	3,157	3,457
66 x 36 x 42 1/2	1650 x 900 x 1079	D_NNN-RT366642B	3,101	3,373
60 x 36 x 42 1/2	1500 x 900 x 1079	D_NNN-RT366042B	3,045	3,294

Specify the surface type (5, 6). Specify accent color (K, S, W).  
Specify wood leg color (W20, W21).



Place the letter S at the beginning of each item code, and specify "exact dimensions" in item description. For laminate items only. Not applicable on fabric items or accessories.

2-TONE LAMINATE APPLICATION: SHADED AREA CORRESPONDS TO THE FIRST CODE TO BE SPECIFIED. SECOND LAMINATE CODE WILL BE APPLIED TO THE REST OF THE PRODUCT.

= ASSEMBLY REQUIRED

CANADA - FEBRUARY 2024





W x D x H (in)	W x D x H (mm)	Code	All Laminate (\$)	HPL Surfaces (\$)
<b>Rectangular café height tables, STAD wood legs - 30" D</b>				
<i>Wood legs with attachment and steel crosspieces.</i>				
78 x 30 x 42	1950 x 750 x 1067	D_NNN-RT307842B	3,080	3,350
72 x 30 x 42	1800 x 750 x 1067	D_NNN-RT307242B	3,028	3,281
66 x 30 x 42	1650 x 750 x 1067	D_NNN-RT306642B	2,979	3,208
60 x 30 x 42	1500 x 750 x 1067	D_NNN-RT306042B	2,936	3,143
<b>Specify the surface type (1, 2). Specify accent color (K, S, W). Specify wood leg color (W20, W21).</b>				



78 x 30 x 42 1/2	1950 x 750 x 1079	D_NNN-RT307842B	3,164	3,438
72 x 30 x 42 1/2	1800 x 750 x 1079	D_NNN-RT307242B	3,106	3,359
66 x 30 x 42 1/2	1650 x 750 x 1079	D_NNN-RT306642B	3,057	3,287
60 x 30 x 42 1/2	1500 x 750 x 1079	D_NNN-RT306042B	2,999	3,208
<b>Specify the surface type (5, 6). Specify accent color (K, S, W). Specify wood leg color (W20, W21).</b>				

**Rectangular café height tables, STAD wood legs - 24" D**



W x D x H (in)	W x D x H (mm)	Code	All Laminate (\$)	HPL Surfaces (\$)
<i>Wood legs with attachment and steel crosspieces.</i>				
78 x 24 x 42	1950 x 600 x 1067	D_NNN-RT247842B	3,045	3,258
72 x 24 x 42	1800 x 600 x 1067	D_NNN-RT247242B	2,999	3,201
66 x 24 x 42	1650 x 600 x 1067	D_NNN-RT246642B	2,950	3,137
60 x 24 x 42	1500 x 600 x 1067	D_NNN-RT246042B	2,908	3,071
<b>Specify the surface type (1, 2). Specify accent color (K, S, W). Specify wood leg color (W20, W21).</b>				

78 x 24 x 42 1/2	1950 x 600 x 1079	D_NNN-RT247842B	3,116	3,331
72 x 24 x 42 1/2	1800 x 600 x 1079	D_NNN-RT247242B	3,065	3,265
66 x 24 x 42 1/2	1650 x 600 x 1079	D_NNN-RT246642B	3,015	3,193
60 x 24 x 42 1/2	1500 x 600 x 1079	D_NNN-RT246042B	2,958	3,129
<b>Specify the surface type (5, 6). Specify accent color (K, S, W). Specify wood leg color (W20, W21).</b>				

**Rectangular café height tables, STAD metal legs - 36" D**



W x D x H (in)	W x D x H (mm)	Code	All Laminate (\$)	HPL Surfaces (\$)
<i>Aluminum legs and steel crosspiece.</i>				
78 x 36 x 42	1950 x 900 x 1067	D_NNN-RT367842M	2,879	3,201
72 x 36 x 42	1800 x 900 x 1067	D_NNN-RT367242M	2,828	3,129
66 x 36 x 42	1650 x 900 x 1067	D_NNN-RT366642M	2,778	3,051
60 x 36 x 42	1500 x 900 x 1067	D_NNN-RT366042M	2,727	2,971
<b>Specify the surface type (1, 2). Specify leg color (K, S, W).</b>				

78 x 36 x 42 1/2	1950 x 900 x 1079	D_NNN-RT367842M	2,987	3,308
72 x 36 x 42 1/2	1800 x 900 x 1079	D_NNN-RT367242M	2,921	3,225
66 x 36 x 42 1/2	1650 x 900 x 1079	D_NNN-RT366642M	2,863	3,143
60 x 36 x 42 1/2	1500 x 900 x 1079	D_NNN-RT366042M	2,808	3,057
<b>Specify the surface type (5, 6). Specify leg color (K, S, W).</b>				

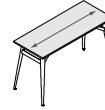
**Rectangular café height tables, STAD metal legs - 30" D**



W x D x H (in)	W x D x H (mm)	Code	All Laminate (\$)	HPL Surfaces (\$)
<i>Aluminum legs and steel crosspiece.</i>				
78 x 30 x 42	1950 x 750 x 1067	D_NNN-RT307842M	2,844	3,116
72 x 30 x 42	1800 x 750 x 1067	D_NNN-RT307242M	2,792	3,045
66 x 30 x 42	1650 x 750 x 1067	D_NNN-RT306642M	2,751	2,979
60 x 30 x 42	1500 x 750 x 1067	D_NNN-RT306042M	2,701	2,908
<b>Specify the surface type (1, 2). Specify leg color (K, S, W).</b>				

78 x 30 x 42 1/2	1950 x 750 x 1079	D_NNN-RT307842M	2,929	3,201
72 x 30 x 42 1/2	1800 x 750 x 1079	D_NNN-RT307242M	2,879	3,129
66 x 30 x 42 1/2	1650 x 750 x 1079	D_NNN-RT306642M	2,823	3,051
60 x 30 x 42 1/2	1500 x 750 x 1079	D_NNN-RT306042M	2,764	2,971
<b>Specify the surface type (5, 6). Specify leg color (K, S, W).</b>				

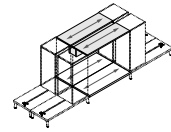
**Rectangular café height tables, STAD metal legs - 24" D**



W x D x H (in)	W x D x H (mm)	Code	All Laminate (\$)	HPL Surfaces (\$)
<i>Aluminum legs and steel crosspiece.</i>				
78 x 24 x 42	1950 x 600 x 1067	D_NNN-RT247842M	2,808	3,021
72 x 24 x 42	1800 x 600 x 1067	D_NNN-RT247242M	2,764	2,963
66 x 24 x 42	1650 x 600 x 1067	D_NNN-RT246642M	2,715	2,900
60 x 24 x 42	1500 x 600 x 1067	D_NNN-RT246042M	2,671	2,835
<b>Specify the surface type (1, 2). Specify leg color (K, S, W).</b>				
78 x 24 x 42 1/2	1950 x 600 x 1079	D_NNN-RT247842M	2,879	3,094
72 x 24 x 42 1/2	1800 x 600 x 1079	D_NNN-RT247242M	2,828	3,028
66 x 24 x 42 1/2	1650 x 600 x 1079	D_NNN-RT246642M	2,778	2,958
60 x 24 x 42 1/2	1500 x 600 x 1079	D_NNN-RT246042M	2,727	2,894
<b>Specify the surface type (5, 6). Specify leg color (K, S, W).</b>				

## JUNCTIONS FOR 2 TO 4 CABINETS

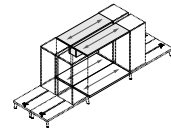
**Junctions for 4 cabinets**



*1" (25 mm) thick top. Horizontal laminate raceway for wire management. Footrest: 1 1/2" (38 mm). Can accommodate 1 wire channel and electrical components. Must use 4 storage cabinets of same height.*

56 x 40 x 9	1400 x 1000 x 236	D_NNS-BDCQ5609	2,427	2,801
50 x 40 x 9	1250 x 1000 x 236	D_NNS-BDCQ5009	2,292	2,621
44 x 40 x 9	1100 x 1000 x 236	D_NNS-BDCQ4409	2,148	2,441
38 x 40 x 9	950 x 1000 x 236	D_NNS-BDCQ3809	2,012	2,263
<b>Specify the surface type (1, 2).</b>				

**Electrified junctions for 4 cabinets**

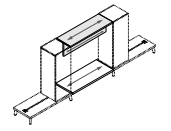


*1" (25 mm) thick top. Horizontal laminate raceway for wire management. Footrest: 1 1/2" (38 mm). Must use 4 storage cabinets of same height. 1 wire channel, 1 pass cable and a H connector included.*

56 x 40 x 9	1400 x 1000 x 236	D_NNS-BDCQ5609E	3,065	3,438
50 x 40 x 9	1250 x 1000 x 236	D_NNS-BDCQ5009E	2,894	3,225
44 x 40 x 9	1100 x 1000 x 236	D_NNS-BDCQ4409E	2,715	3,009
38 x 40 x 9	950 x 1000 x 236	D_NNS-BDCQ3809E	2,542	2,785
<b>Specify the surface type (1, 2).</b>				

Electrical module option (LGC-PCQ1USB2P): specify PC at the end of the surface code and add \$753.

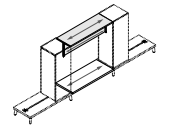
**Junctions for 2 cabinets, laminate back - 14" H**



*1" (25 mm) thick top. Must use 2 storage cabinets of same height. 13" H (325 mm) centered laminate back. Footrest: 1 1/2" (38 mm). Can accommodate 1 wire channel and electrical components.*

56 x 20 x 14	1400 x 500 x 350	D_NNS-BDCD5614	967	1,152
50 x 20 x 14	1250 x 500 x 350	D_NNS-BDCD5014	902	1,067
44 x 20 x 14	1100 x 500 x 350	D_NNS-BDCD4414	831	972
38 x 20 x 14	950 x 500 x 350	D_NNS-BDCD3814	766	888
<b>Specify the surface type (1, 2).</b>				

**Junctions for 2 cabinets, acrylic back - 14" H**



*1" (25 mm) thick top. Must use 2 storage cabinets of same height. 13" H (325 mm) centered back in translucent acrylic. Footrest: 1 1/2" (38 mm). Can accommodate 1 wire channel and electrical components.*

56 x 20 x 14	1400 x 500 x 350	D_NTS-BDCD5614	1,252	1,439
50 x 20 x 14	1250 x 500 x 350	D_NTS-BDCD5014	1,189	1,354
44 x 20 x 14	1100 x 500 x 350	D_NTS-BDCD4414	1,117	1,259
38 x 20 x 14	950 x 500 x 350	D_NTS-BDCD3814	1,051	1,175
<b>Specify the surface type (1, 2).</b>				

Place the letter S at the beginning of each item code, and specify "exact dimensions" in item description.

2-TONE LAMINATE APPLICATION: SHADED AREA CORRESPONDS TO THE FIRST CODE TO BE SPECIFIED. SECOND LAMINATE CODE WILL BE APPLIED TO THE REST OF THE PRODUCT.

ASSEMBLY REQUIRED

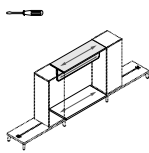
CANADA - FEBRUARY 2024



W x D x H (in)	W x D x H (mm)	Code	All Laminate (\$)	HPL Surfaces (\$)
----------------	----------------	------	-------------------	-------------------

**Junctions for 2 cabinets, fabric back - 14" H**

1" (25 mm) thick top. Must use 2 storage cabinets of same height. 13" H (325 mm) centered laminate back. Footrest: 1 1/2" (38 mm). Can accommodate 1 wire channel and electrical components.



**To be ordered separately:** 13" H fabric back. These prices are applicable for Lacasse Grade 1 and 2 fabrics. For other Lacasse grades add: Grade 3: 15%, Grade 4: 20%, Grade 5: 25%, Grade 6: 30%, Grade 8: 35%.

*Junctions for 2 cabinets*

56 x 20 x 1	1400 x 500 x 25	D_NFS-BDCD56	815	1,004
50 x 20 x 1	1250 x 500 x 25	D_NFS-BDCD50	753	916
44 x 20 x 1	1100 x 500 x 25	D_NFS-BDCD44	695	838
38 x 20 x 1	950 x 500 x 25	D_NFS-BDCD38	630	759

Specify the surface type (1, 2).

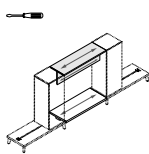
13" H fabric back - 1 tone

56 x 1 1/4 x 13	1400 x 32 x 324	DFD5613	853	
50 x 1 1/4 x 13	1250 x 32 x 324	DFD5013	828	
44 x 1 1/4 x 13	1100 x 32 x 324	DFD4413	805	
38 x 1 1/4 x 13	950 x 32 x 324	DFD3813	779	

Specify the fabric code at the end of the product code.

**Electrified junctions for 2 cabinets, laminate back - 14" H**

1" (25 mm) thick top. Must use 2 storage cabinets of same height. 13" H (325 mm) centered laminate back. Footrest: 1 1/2" (38 mm). 1 wire channel, 1 pass cable and a H connector included.

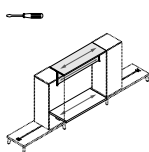


56 x 20 x 14	1400 x 500 x 350	D_NNS-BDCD5614E	1,604	1,792
50 x 20 x 14	1250 x 500 x 350	D_NNS-BDCD5014E	1,504	1,669
44 x 20 x 14	1100 x 500 x 350	D_NNS-BDCD4414E	1,396	1,539
38 x 20 x 14	950 x 500 x 350	D_NNS-BDCD3814E	1,289	1,419

Specify the surface type (1, 2).

**Electrified junctions for 2 cabinets, acrylic back - 14" H**

1" (25 mm) thick top. Must use 2 storage cabinets of same height. 13" H (325 mm) centered back in translucent acrylic. Footrest: 1 1/2" (38 mm). 1 wire channel, 1 pass cable and a H connector included.



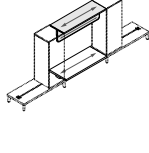
56 x 20 x 14	1400 x 500 x 350	D_NTS-BDCD5614E	1,891	2,078
50 x 20 x 14	1250 x 500 x 350	D_NTS-BDCD5014E	1,792	1,954
44 x 20 x 14	1100 x 500 x 350	D_NTS-BDCD4414E	1,683	1,826
38 x 20 x 14	950 x 500 x 350	D_NTS-BDCD3814E	1,576	1,706

Specify the surface type (1, 2).

**Electrified junctions for 2 cabinets, fabric back - 14" H**

1" (25 mm) thick top. Must use 2 storage cabinets of same height. Footrest: 1 1/2" (38 mm). 1 wire channel, 1 pass cable and a H connector included.

**To be ordered separately:** 13" H fabric back. These prices are applicable for Lacasse Grade 1 and 2 fabrics. For other Lacasse grades add: Grade 3: 15%, Grade 4: 20%, Grade 5: 25%, Grade 6: 30%, Grade 8: 35%.



*Electrified junctions for 2 cabinets*

56 x 20 x 1	1400 x 500 x 25	D_NFS-BDCD56E	1,453	1,638
50 x 20 x 1	1250 x 500 x 25	D_NFS-BDCD50E	1,354	1,519
44 x 20 x 1	1100 x 500 x 25	D_NFS-BDCD44E	1,259	1,402
38 x 20 x 1	950 x 500 x 25	D_NFS-BDCD38E	1,160	1,282

Specify the surface type (1, 2).

13" H fabric back - 1 tone

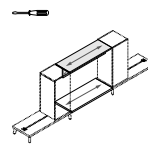
56 x 1 1/4 x 13	1400 x 32 x 324	DFD5613	853	
50 x 1 1/4 x 13	1250 x 32 x 324	DFD5013	828	
44 x 1 1/4 x 13	1100 x 32 x 324	DFD4413	805	
38 x 1 1/4 x 13	950 x 32 x 324	DFD3813	779	

Specify the fabric code at the end of the product code.

W x D x H (in)	W x D x H (mm)	Code	All Laminate (\$)	HPL Surfaces (\$)
----------------	----------------	------	-------------------	-------------------

**Junctions for 2 cabinets, laminate back - 9" H**

1" (25 mm) thick top. Must use 2 storage cabinets of same height. 8" H (205 mm) centered laminate back. Footrest: 1 1/2" (38 mm). Can accommodate 1 wire channel and electrical components.

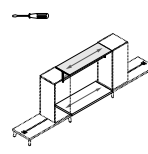


56 x 20 x 9	1400 x 500 x 236	D_NNS-BDCD5609	953	1,140
50 x 20 x 9	1250 x 500 x 236	D_NNS-BDCD5009	888	1,051
44 x 20 x 9	1100 x 500 x 236	D_NNS-BDCD4409	815	967
38 x 20 x 9	950 x 500 x 236	D_NNS-BDCD3809	753	874

Specify the surface type (1, 2).

**Junctions for 2 cabinets, acrylic back - 9" H**

1" (25 mm) thick top. Must use 2 storage cabinets of same height. 8" H (205 mm) centered laminate back. Footrest: 1 1/2" (38 mm). Can accommodate 1 wire channel and electrical components.

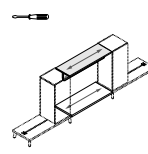


56 x 20 x 9	1400 x 500 x 236	D_NTS-BDCD5609	1,239	1,426
50 x 20 x 9	1250 x 500 x 236	D_NTS-BDCD5009	1,175	1,341
44 x 20 x 9	1100 x 500 x 236	D_NTS-BDCD4409	1,102	1,252
38 x 20 x 9	950 x 500 x 236	D_NTS-BDCD3809	1,040	1,160

Specify the surface type (1, 2).

**Junctions for 2 cabinets, fabric back - 9" H**

Junction made of 1 top with a centered back and a footrest. 1" (25 mm) thick top. Must use 2 storage cabinets of same height. Footrest with grommet: 1 1/2" (38 mm). Can accommodate 1 wire channel and electrical components.



**To be ordered separately:** 8" H fabric back. These prices are applicable for Lacasse Grade 1 and 2 fabrics. For other Lacasse grades add: Grade 3: 15%, Grade 4: 20%, Grade 5: 25%, Grade 6: 30%, Grade 8: 35%.

*Junctions for 2 cabinets*

56 x 20 x 1	1400 x 500 x 25	D_NFS-BDCD56	815	1,004
50 x 20 x 1	1250 x 500 x 25	D_NFS-BDCD50	753	916
44 x 20 x 1	1100 x 500 x 25	D_NFS-BDCD44	695	838
38 x 20 x 1	950 x 500 x 25	D_NFS-BDCD38	630	759

Specify the surface type (1, 2).

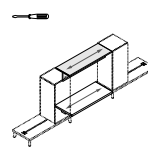
8" H fabric back - 1 tone

56 x 1 1/4 x 8	1400 x 32 x 211	DFD5608	809	
50 x 1 1/4 x 8	1250 x 32 x 211	DFD5008	790	
44 x 1 1/4 x 8	1100 x 32 x 211	DFD4408	769	
38 x 1 1/4 x 8	950 x 32 x 211	DFD3808	752	

Specify the fabric code at the end of the product code.

**Electrified junctions for 2 cabinets, laminate back - 9" H**

1" (25 mm) thick top. Must use 2 storage cabinets of same height. 8" H (205 mm) centered laminate back. Footrest: 1 1/2" (38 mm). 1 wire channel, 1 pass cable and a H connector included.

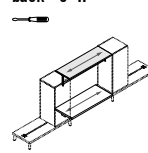


56 x 20 x 9	1400 x 500 x 236	D_NNS-BDCD5609E	1,588	1,775
50 x 20 x 9	1250 x 500 x 236	D_NNS-BDCD5009E	1,490	1,656
44 x 20 x 9	1100 x 500 x 236	D_NNS-BDCD4409E	1,382	1,526
38 x 20 x 9	950 x 500 x 236	D_NNS-BDCD3809E	1,282	1,402

Specify the surface type (1, 2).

**Electrified junctions for 2 cabinets, acrylic back - 9" H**

1" (25 mm) thick top. Must use 2 storage cabinets of same height. 8" H (205 mm) centered back in translucent acrylic. Footrest: 1 1/2" (38 mm). 1 wire channel, 1 pass cable and a H connector included.



56 x 20 x 9	1400 x 500 x 236	D_NTS-BDCD5609E	1,876	2,061
50 x 20 x 9	1250 x 500 x 236	D_NTS-BDCD5009E	1,775	1,942
44 x 20 x 9	1100 x 500 x 236	D_NTS-BDCD4409E	1,669	1,812
38 x 20 x 9	950 x 500 x 236	D_NTS-BDCD3809E	1,568	1,689

Specify the surface type (1, 2).

Place the letter S at the beginning of each item code, and specify "exact dimensions" in item description.

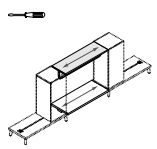
2-TONE LAMINATE APPLICATION: SHADED AREA CORRESPONDS TO THE FIRST CODE TO BE SPECIFIED. SECOND LAMINATE CODE WILL BE APPLIED TO THE REST OF THE PRODUCT.

= ASSEMBLY REQUIRED

CANADA - FEBRUARY 2024

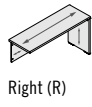
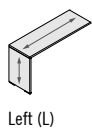


W x D x H (in)	W x D x H (mm)	Code	All Laminate (\$)	HPL Surfaces (\$)
<b>Electrified junctions for 2 cabinets, fabric back - 9" H</b>				
<i>Junction made of 1 top with a centered back and a footrest. 1" (25 mm) thick top. Must use 2 storage cabinets of same height. Footrest: 1 1/2" (38 mm). 1 wire channel, 1 pass cable and a H connector included.</i>				
<i>To be ordered separately: 8" H fabric back. These prices are applicable for Lacasse Grade 1 and 2 fabrics. For other Lacasse grades add: Grade 3: 15%, Grade 4: 20%, Grade 5: 25%, Grade 6: 30%, Grade 8: 35%.</i>				
<i>Electrified junctions for 2 cabinets</i>				
56 x 20 x 1	1400 x 500 x 25	D_NFS-BDCD56E	1,453	1,638
50 x 20 x 1	1250 x 500 x 25	D_NFS-BDCD50E	1,354	1,519
44 x 20 x 1	1100 x 500 x 25	D_NFS-BDCD44E	1,259	1,402
38 x 20 x 1	950 x 500 x 25	D_NFS-BDCD38E	1,160	1,282
<b>Specify the surface type (1, 2).</b>				
<i>8" H fabric back - 1 tone</i>				
56 x 1 1/4 x 8	1400 x 32 x 211	DFD5608		809
50 x 1 1/4 x 8	1250 x 32 x 211	DFD5008		790
44 x 1 1/4 x 8	1100 x 32 x 211	DFD4408		769
38 x 1 1/4 x 8	950 x 32 x 211	DFD3808		752
<b>Specify the fabric code at the end of the product code.</b>				

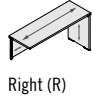
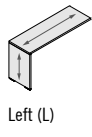


**JUNCTIONS FOR 1 CABINET**

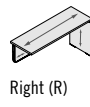
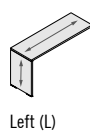
W x D x H (in)	W x D x H (mm)	Code	All Laminate (\$)	HPL Surfaces (\$)
<b>Junctions for 1 cabinet, laminate back - 25" H</b>				
<i>1" (25 mm) thick top. Must be used with a 46 1/2" (1182 mm) storage cabinet and positioned on a surface. 13" H (325 mm) laminate back.</i>				
78 x 16 1/4 x 25	1950 x 414 x 635	D_NNS-TBR7825	695	838
72 x 16 1/4 x 25	1800 x 414 x 635	D_NNS-TBR7225	680	815
66 x 16 1/4 x 25	1650 x 414 x 635	D_NNS-TBR6625	666	789
60 x 16 1/4 x 25	1500 x 414 x 635	D_NNS-TBR6025	659	766
54 x 16 1/4 x 25	1350 x 414 x 635	D_NNS-TBR5425	645	737
48 x 16 1/4 x 25	1200 x 414 x 635	D_NNS-TBR4825	630	717
42 x 16 1/4 x 25	1050 x 414 x 635	D_NNS-TBR4225	617	695
36 x 16 1/4 x 25	900 x 414 x 635	D_NNS-TBR3625	603	666
30 x 16 1/4 x 25	750 x 414 x 635	D_NNS-TBR3025	587	645
<b>Specify the surface type (1, 2). Specify left (L) or right (R).</b>				



W x D x H (in)	W x D x H (mm)	Code	All Laminate (\$)	HPL Surfaces (\$)
<b>Junctions for 1 cabinet, acrylic back - 25" H</b>				
<i>1" (25 mm) thick top. Must be used with a 46 1/2" (1182 mm) storage cabinet and positioned on a surface. 13" H (325 mm) translucent acrylic back.</i>				
78 x 16 1/4 x 25	1950 x 414 x 635	D_NTS-TBR7825	982	1,124
72 x 16 1/4 x 25	1800 x 414 x 635	D_NTS-TBR7225	967	1,102
66 x 16 1/4 x 25	1650 x 414 x 635	D_NTS-TBR6625	953	1,075
60 x 16 1/4 x 25	1500 x 414 x 635	D_NTS-TBR6025	944	1,051
54 x 16 1/4 x 25	1350 x 414 x 635	D_NTS-TBR5425	933	1,022
48 x 16 1/4 x 25	1200 x 414 x 635	D_NTS-TBR4825	916	1,004
42 x 16 1/4 x 25	1050 x 414 x 635	D_NTS-TBR4225	902	982
36 x 16 1/4 x 25	900 x 414 x 635	D_NTS-TBR3625	888	953
30 x 16 1/4 x 25	750 x 414 x 635	D_NTS-TBR3025	874	933
<b>Specify the surface type (1, 2). Specify left (L) or right (R).</b>				

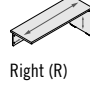
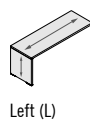


W x D x H (in)	W x D x H (mm)	Code	All Laminate (\$)	HPL Surfaces (\$)
<b>Junctions for 1 cabinet, fabric back - 25" H</b>				
<i>1" (25 mm) thick top. Must be used with a 46 1/2" (1182 mm) storage cabinet and positioned on a surface.</i>				
<i>To be ordered separately: 13" H fabric back. These prices are applicable for Lacasse Grade 1 and 2 fabrics. For other Lacasse grades add: Grade 3: 15%, Grade 4: 20%, Grade 5: 25%, Grade 6: 30%, Grade 8: 35%.</i>				
<i>25" H junctions for 1 cabinet</i>				
78 x 16 1/4 x 25	1950 x 414 x 635	D_NFS-TBR7825	536	680
72 x 16 1/4 x 25	1800 x 414 x 635	D_NFS-TBR7225	530	666
66 x 16 1/4 x 25	1650 x 414 x 635	D_NFS-TBR6625	524	645
60 x 16 1/4 x 25	1500 x 414 x 635	D_NFS-TBR6025	516	622
54 x 16 1/4 x 25	1350 x 414 x 635	D_NFS-TBR5425	510	609
48 x 16 1/4 x 25	1200 x 414 x 635	D_NFS-TBR4825	501	587
42 x 16 1/4 x 25	1050 x 414 x 635	D_NFS-TBR4225	493	571
36 x 16 1/4 x 25	900 x 414 x 635	D_NFS-TBR3625	486	553
30 x 16 1/4 x 25	750 x 414 x 635	D_NFS-TBR3025	480	530
<b>Specify the surface type (1, 2). Specify left (L) or right (R).</b>				

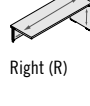
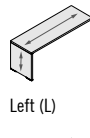


W x D x H (in)	W x D x H (mm)	Code	All Laminate (\$)	HPL Surfaces (\$)
<i>13" H fabric back - 1 tone</i>				
77 x 1 1/4 x 13	1925 x 32 x 324	DFS7713		938
71 x 1 1/4 x 13	1775 x 32 x 324	DFS7113		917
65 x 1 1/4 x 13	1600 x 32 x 324	DFS6513		896
59 x 1 1/4 x 13	1475 x 32 x 324	DFS5913		867
53 x 1 1/4 x 13	1325 x 32 x 324	DFS5313		844
47 x 1 1/4 x 13	1175 x 32 x 324	DFS4713		821
41 x 1 1/4 x 13	1025 x 32 x 324	DFS4113		797
35 x 1 1/4 x 13	875 x 32 x 324	DFS3513		772
29 x 1 1/4 x 13	725 x 32 x 324	DFS2913		749
<b>Specify the fabric code at the end of the product code.</b>				

W x D x H (in)	W x D x H (mm)	Code	All Laminate (\$)	HPL Surfaces (\$)
<b>Junctions for 1 cabinet, laminate back - 19" H</b>				
<i>1" (25 mm) thick top. Must be used with a 40 1/2" (1029 mm) storage cabinet and positioned on a surface. 8" H (205 mm) laminate back.</i>				
78 x 16 1/4 x 19	1950 x 414 x 482	D_NNS-TBR7819	666	809
72 x 16 1/4 x 19	1800 x 414 x 482	D_NNS-TBR7219	653	789
66 x 16 1/4 x 19	1650 x 414 x 482	D_NNS-TBR6619	645	766
60 x 16 1/4 x 19	1500 x 414 x 482	D_NNS-TBR6019	630	737
54 x 16 1/4 x 19	1350 x 414 x 482	D_NNS-TBR5419	622	717
48 x 16 1/4 x 19	1200 x 414 x 482	D_NNS-TBR4819	609	695
42 x 16 1/4 x 19	1050 x 414 x 482	D_NNS-TBR4219	593	672
36 x 16 1/4 x 19	900 x 414 x 482	D_NNS-TBR3619	587	653
30 x 16 1/4 x 19	750 x 414 x 482	D_NNS-TBR3019	571	630
<b>Specify the surface type (1, 2). Specify left (L) or right (R).</b>				



W x D x H (in)	W x D x H (mm)	Code	All Laminate (\$)	HPL Surfaces (\$)
<b>Junctions for 1 cabinet, acrylic back - 19" H</b>				
<i>1" (25 mm) thick top. Must be used with a 40 1/2" (1029 mm) storage cabinet and positioned on a surface. 8" H (205 mm) translucent acrylic back.</i>				
78 x 16 1/4 x 19	1950 x 414 x 482	D_NTS-TBR7819	953	1,096
72 x 16 1/4 x 19	1800 x 414 x 482	D_NTS-TBR7219	938	1,075
66 x 16 1/4 x 19	1650 x 414 x 482	D_NTS-TBR6619	933	1,051
60 x 16 1/4 x 19	1500 x 414 x 482	D_NTS-TBR6019	916	1,022
54 x 16 1/4 x 19	1350 x 414 x 482	D_NTS-TBR5419	910	1,004
48 x 16 1/4 x 19	1200 x 414 x 482	D_NTS-TBR4819	896	982
42 x 16 1/4 x 19	1050 x 414 x 482	D_NTS-TBR4219	881	960
36 x 16 1/4 x 19	900 x 414 x 482	D_NTS-TBR3619	874	940
30 x 16 1/4 x 19	750 x 414 x 482	D_NTS-TBR3019	860	916
<b>Specify the surface type (1, 2). Specify left (L) or right (R).</b>				





Place the letter S at the beginning of each item code, and specify "exact dimensions" in item description. For laminate items only. Not applicable on fabric items or accessories.



2-TONE LAMINATE APPLICATION: SHADED AREA CORRESPONDS TO THE FIRST CODE TO BE SPECIFIED. SECOND LAMINATE CODE WILL BE APPLIED TO THE REST OF THE PRODUCT.



ASSEMBLY REQUIRED





	W x D x H (in)	W x D x H (mm)	Code	All Laminate (\$)	HPL Surfaces (\$)
<b>Junctions for 1 cabinet, fabric back - 19" H</b>					
<i>1" (25 mm) thick top. Must be used with a 40 1/2" (1029 mm) storage cabinet and positioned on a surface.</i>					
<i>To be ordered separately: 8" H fabric back. These prices are applicable for Lacasse Grade 1 and 2 fabrics. For other Lacasse grades add: Grade 3: 15%, Grade 4: 20%, Grade 5: 25%, Grade 6: 30%, Grade 8: 35%.</i>					
<i>19" H junctions for 1 cabinet</i>					
	78 x 16 1/4 x 19	1950 x 414 x 482	D_NFS-TBR7819_	530	672
Left (L)	72 x 16 1/4 x 19	1800 x 414 x 482	D_NFS-TBR7219_	501	638
	66 x 16 1/4 x 19	1650 x 414 x 482	D_NFS-TBR6619_	474	593
Right (R)	60 x 16 1/4 x 19	1500 x 414 x 482	D_NFS-TBR6019_	451	558
	54 x 16 1/4 x 19	1350 x 414 x 482	D_NFS-TBR5419_	423	524
	48 x 16 1/4 x 19	1200 x 414 x 482	D_NFS-TBR4819_	392	480
	42 x 16 1/4 x 19	1050 x 414 x 482	D_NFS-TBR4219_	366	444
	36 x 16 1/4 x 19	900 x 414 x 482	D_NFS-TBR3619_	337	401
	30 x 16 1/4 x 19	750 x 414 x 482	D_NFS-TBR3019_	308	366
<b>Specify the surface type (1, 2). Specify left (L) or right (R).</b>					

	W x D x H (in)	W x D x H (mm)	Code	All Laminate (\$)	HPL Surfaces (\$)
<i>8" H fabric back - 1 tone</i>					
	77 x 1 1/4 x 8	1925 x 32 x 211	DFS7708		882
	71 x 1 1/4 x 8	1775 x 32 x 211	DFS7108		862
	65 x 1 1/4 x 8	1600 x 32 x 211	DFS6508		843
	59 x 1 1/4 x 8	1475 x 32 x 211	DFS5908		822
	53 x 1 1/4 x 8	1325 x 32 x 211	DFS5308		801
	47 x 1 1/4 x 8	1175 x 32 x 211	DFS4708		779
	41 x 1 1/4 x 8	1025 x 32 x 211	DFS4108		763
	35 x 1 1/4 x 8	875 x 32 x 211	DFS3508		743
	29 x 1 1/4 x 8	725 x 32 x 211	DFS2908		724
<b>Specify the fabric code at the end of the product code.</b>					

	W x D x H (in)	W x D x H (mm)	Code	All Laminate (\$)	HPL Surfaces (\$)
<b>Junctions for 1 cabinet, laminate back - 13" H</b>					
<i>1" (25 mm) thick top. Must be used with a 34 1/2" H (877 mm) storage cabinet and positioned on a surface. 8" H (205 mm) laminate back.</i>					
	78 x 16 1/4 x 13	1950 x 414 x 330	D_NNS-TBR7813_	659	803
Left (L)	72 x 16 1/4 x 13	1800 x 414 x 330	D_NNS-TBR7213_	645	779
	66 x 16 1/4 x 13	1650 x 414 x 330	D_NNS-TBR6613_	638	753
Right (R)	60 x 16 1/4 x 13	1500 x 414 x 330	D_NNS-TBR6013_	622	730
	54 x 16 1/4 x 13	1350 x 414 x 330	D_NNS-TBR5413_	609	710
	48 x 16 1/4 x 13	1200 x 414 x 330	D_NNS-TBR4813_	603	687
	42 x 16 1/4 x 13	1050 x 414 x 330	D_NNS-TBR4213_	587	666
	36 x 16 1/4 x 13	900 x 414 x 330	D_NNS-TBR3613_	571	645
	30 x 16 1/4 x 13	750 x 414 x 330	D_NNS-TBR3013_	566	617
<b>Specify the surface type (1, 2). Specify left (L) or right (R).</b>					

	W x D x H (in)	W x D x H (mm)	Code	All Laminate (\$)	HPL Surfaces (\$)
<b>Junctions for 1 cabinet, acrylic back - 13" H</b>					
<i>1" (25 mm) thick top. Must be used with a 34 1/2" H (877 mm) storage cabinet and positioned on a surface. 8" H (205 mm) translucent acrylic back.</i>					
	78 x 16 1/4 x 13	1950 x 414 x 330	D_NTS-TBR7813_	944	1,089
Left (L)	72 x 16 1/4 x 13	1800 x 414 x 330	D_NTS-TBR7213_	933	1,067
	66 x 16 1/4 x 13	1650 x 414 x 330	D_NTS-TBR6613_	924	1,040
Right (R)	60 x 16 1/4 x 13	1500 x 414 x 330	D_NTS-TBR6013_	910	1,016
	54 x 16 1/4 x 13	1350 x 414 x 330	D_NTS-TBR5413_	896	995
	48 x 16 1/4 x 13	1200 x 414 x 330	D_NTS-TBR4813_	888	972
	42 x 16 1/4 x 13	1050 x 414 x 330	D_NTS-TBR4213_	874	953
	36 x 16 1/4 x 13	900 x 414 x 330	D_NTS-TBR3613_	860	933
	30 x 16 1/4 x 13	750 x 414 x 330	D_NTS-TBR3013_	853	902
<b>Specify the surface type (1, 2). Specify left (L) or right (R).</b>					

	W x D x H (in)	W x D x H (mm)	Code	All Laminate (\$)	HPL Surfaces (\$)
<b>Junctions for 1 cabinet, fabric back - 13" H</b>					
<i>1" (25 mm) thick top. Must be used with a 34 1/2" H (877 mm) storage cabinet and positioned on a surface.</i>					
<i>To be ordered separately: 8" H fabric back. Refer to the current Lacasse upholstery selection guide. These prices are applicable for United Chair® Grade 1 and 2 fabric. For other United Chair® grades add: Grade 3: 15%, Grade 4: 20%, Grade 5: 25%, Grade 6: 30%, Grade 8: 35%.</i>					
<i>13" H junctions for 1 cabinet</i>					
	78 x 16 1/4 x 13	1950 x 414 x 330	D_NFS-TBR7813_	524	666
Left (L)	72 x 16 1/4 x 13	1800 x 414 x 330	D_NFS-TBR7213_	493	630
	66 x 16 1/4 x 13	1650 x 414 x 330	D_NFS-TBR6613_	464	587
Right (R)	60 x 16 1/4 x 13	1500 x 414 x 330	D_NFS-TBR6013_	437	553
	54 x 16 1/4 x 13	1350 x 414 x 330	D_NFS-TBR5413_	416	510
	48 x 16 1/4 x 13	1200 x 414 x 330	D_NFS-TBR4813_	386	474
	42 x 16 1/4 x 13	1050 x 414 x 330	D_NFS-TBR4213_	359	437
	36 x 16 1/4 x 13	900 x 414 x 330	D_NFS-TBR3613_	329	392
	30 x 16 1/4 x 13	750 x 414 x 330	D_NFS-TBR3013_	301	359
<b>Specify the surface type (1, 2). Specify left (L) or right (R).</b>					

	W x D x H (in)	W x D x H (mm)	Code	All Laminate (\$)	HPL Surfaces (\$)
<i>8" H fabric back - 1 tone</i>					
	77 x 1 1/4 x 8	1925 x 32 x 211	DFS7708		882
	71 x 1 1/4 x 8	1775 x 32 x 211	DFS7108		862
	65 x 1 1/4 x 8	1600 x 32 x 211	DFS6508		843
	59 x 1 1/4 x 8	1475 x 32 x 211	DFS5908		822
	53 x 1 1/4 x 8	1325 x 32 x 211	DFS5308		801
	47 x 1 1/4 x 8	1175 x 32 x 211	DFS4708		779
	41 x 1 1/4 x 8	1025 x 32 x 211	DFS4108		763
	35 x 1 1/4 x 8	875 x 32 x 211	DFS3508		743
	29 x 1 1/4 x 8	725 x 32 x 211	DFS2908		724
<b>Specify the fabric code at the end of the product code.</b>					

**PLATFORMS**

**Platforms, STAD wood legs**

*Rectangular 1 1/2" (38 mm) thick. Silver anodized aluminum center rail. 2 rectangular grommets at both ends. Can accommodate work surfaces, storage modules, cushions, screens, wire channel. For certain layouts, additional flush plates may be required (DNNS-UPF2), refer to page 35.*

98" to 74"	98 x 20 x 7 1/2	2450 x 500 x 190	D_NNS-PF2098B_	1,447	-
	74 x 20 x 7 1/2	1850 x 500 x 190	D_NNS-PF2074B_	1,368	1,496
	62 x 20 x 7 1/2	1550 x 500 x 190	D_NNS-PF2062B_	1,289	1,390
	50 x 20 x 7 1/2	1250 x 500 x 190	D_NNS-PF2050B_	1,211	1,282

**Specify the surface type (5, 6). Specify wood leg color (W20, W21).**

**Platforms, STAD metal legs**


*Rectangular 1 1/2" (38 mm) thick. Silver anodized aluminum center rail. 2 rectangular grommets at both ends. Can accommodate work surfaces, storage modules, cushions, screens, wire channel. For certain layouts, additional flush plates may be required (DNNS-UPF2), refer to page 35.*

98" to 74"	98 x 20 x 7 1/2	2450 x 500 x 190	D_NNS-PF2098M_	831	-
	74 x 20 x 7 1/2	1850 x 500 x 190	D_NNS-PF2074M_	815	944
	62 x 20 x 7 1/2	1550 x 500 x 190	D_NNS-PF2062M_	803	910
	50 x 20 x 7 1/2	1250 x 500 x 190	D_NNS-PF2050M_	796	874


**Specify the surface type (5, 6). Specify leg color (K, S, W).**


Place the letter S at the beginning of each item code, and specify "exact dimensions" in item description. For laminate items only. Not applicable on fabric items or accessories.


2-TONE LAMINATE APPLICATION: SHADED AREA CORRESPONDS TO THE FIRST CODE TO BE SPECIFIED. SECOND LAMINATE CODE WILL BE APPLIED TO THE REST OF THE PRODUCT.

 = ASSEMBLY REQUIRED  
CANADA - FEBRUARY 2024

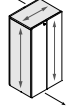



	W x D x H (in)	W x D x H (mm)	Code	All Laminate (\$)	HPL Surfaces (\$)	
<b>Electrified platforms, STAD wood legs</b> 	<i>Rectangular 1 1/2" (38 mm) thick. Silver anodized aluminum center rail. 2 rectangular grommets at both ends. Can accommodate work surfaces, storage modules, cushions, screens. 1 wire channel, 1 pass cable and a H connector included. For certain layouts, additional flush plates may be required (DNNNS-UPF2), refer to page 35.</i>					
	98" to 74"	98 x 20 x 7 1/2	2450 x 500 x 190	D_NNS-PFE2098B	2,078	-
		74 x 20 x 7 1/2	1850 x 500 x 190	D_NNS-PFE2074B	1,984	2,112
		62 x 20 x 7 1/2	1550 x 500 x 190	D_NNS-PFE2062B	1,891	1,990
		50 x 20 x 7 1/2	1250 x 500 x 190	D_NNS-PFE2050B	1,798	1,876
	<b>Specify the surface type (5, 6). Specify wood leg color (W20, W21).</b>					

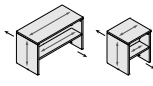
	W x D x H (in)	W x D x H (mm)	Code	All Laminate (\$)	HPL Surfaces (\$)	
<b>Electrified platforms, STAD metal legs</b> 	<i>Rectangular 1 1/2" (38 mm) thick. Silver anodized aluminum center rail. 2 rectangular grommets at both ends. Can accommodate work surfaces, storage modules, cushions, screens. 1 wire channel, 1 pass cable and a H connector included. For certain layouts, additional flush plates may be required (DNNNS-UPF2), refer to page 35.</i>					
	98" to 74"	98 x 20 x 7 1/2	2450 x 500 x 190	D_NNS-PFE2098M	1,462	-
		74 x 20 x 7 1/2	1850 x 500 x 190	D_NNS-PFE2074M	1,432	1,561
		62 x 20 x 7 1/2	1550 x 500 x 190	D_NNS-PFE2062M	1,411	1,511
		50 x 20 x 7 1/2	1250 x 500 x 190	D_NNS-PFE2050M	1,382	1,462
	<b>Specify the surface type (5, 6). Specify leg color (K, S, W).</b>					


	W x D x H (in)	W x D x H (mm)	Code	All Laminate (\$)	HPL Surfaces (\$)
<b>Flush plates for platforms</b> 	<i>Kit of 2 flush plates. Links 2 platforms.</i>				
	6 x 1 1/2 x 3/8	147 x 38 x 16	DNNNS-UPF2		85

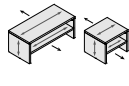
**SHARED STORAGE MODULES**


	W x D x H (in)	W x D x H (mm)	Code	All Laminate (\$)	HPL Surfaces (\$)	
<b>Shared storage cabinets with doors</b> 	<i>1 bookcase on each side. Door opens to the left. Locks. For each bookcase: 46 1/2" H: 2 adjustable shelves. 40 1/2" H: 2 adjustable shelves. 34 1/2" H: 1 adjustable shelf. 27 1/2" H: 1 adjustable shelf. Must be used with a platform. Can accommodate 1 side shelving and 1 junction.</i>					
		24 x 18 x 46 1/2	600 x 450 x 1182	D_NNS-D182446B	1,876	1,918
		24 x 18 x 40 1/2	600 x 450 x 1029	D_NNS-D182440B	1,805	1,848
		24 x 18 x 34 1/2	600 x 450 x 877	D_NNS-D182434B	1,475	1,519
		24 x 18 x 27 1/2	600 x 450 x 694	D_NNS-D182427B	1,396	1,439
	<b>Specify the surface type (1, 2).</b>					


	W x D x H (in)	W x D x H (mm)	Code	All Laminate (\$)	HPL Surfaces (\$)	
<b>Shared storage cabinets with lockers</b> 	<i>1 locker on each side. Door opens to the left. 2 clothes hooks in each locker. Must be used with a platform. Can accommodate 1 side shelving and 1 junction.</i>					
		24 x 18 x 46 1/2	600 x 450 x 1182	D_NNS-D182446BC	1,669	1,711
		24 x 18 x 40 1/2	600 x 450 x 1029	D_NNS-D182440BC	1,439	1,482
	<b>Specify the surface type (1, 2).</b>					

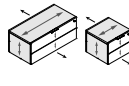
	W x D x H (in)	W x D x H (mm)	Code	All Laminate (\$)	HPL Surfaces (\$)	
<b>Shared open storage modules - 20 1/2" H</b> 	<i>1 fixed shelf on each side. Mid-back. 1 tone only. Must be used with a platform.</i>					
		36 x 16 1/4 x 20 1/2	900 x 414 x 521	D_NNN-DBE163620	687	753
		30 x 16 1/4 x 20 1/2	750 x 414 x 521	D_NNN-DBE163020	659	710
		24 x 16 1/4 x 20 1/2	600 x 414 x 521	D_NNN-DBE162420	622	672
		18 x 16 1/4 x 20 1/2	450 x 414 x 521	D_NNN-DBE161820	593	630
	<b>Specify the surface type (1, 2).</b>					


	W x D x H (in)	W x D x H (mm)	Code	All Laminate (\$)	HPL Surfaces (\$)	
<b>Shared storage modules with drawers on left - 20 1/2" H</b> 	<i>1 box drawer on each side. Pencil trays. 1 file drawer with suspension bar on each side. Locks. Must be used with a platform.</i>					
		36 x 18 x 20 1/2	900 x 450 x 521	D_NPS-DUF183620M	2,185	2,247
		30 x 18 x 20 1/2	750 x 450 x 521	D_NPS-DUF183020M	1,762	1,818
	<b>Specify the surface type (1, 2).</b>					

	W x D x H (in)	W x D x H (mm)	Code	All Laminate (\$)	HPL Surfaces (\$)	
<b>Shared open storage modules - 13 1/2" H</b> 	<i>1 fixed shelf on each side. Mid-back. 1 tone only. Must be used with a platform. Can accommodate 1 cushion.</i>					
		36 x 16 1/4 x 13 1/2	900 x 414 x 349	D_NNN-DBE163613	659	723
		30 x 16 1/4 x 13 1/2	750 x 414 x 349	D_NNN-DBE163013	638	687
		24 x 16 1/4 x 13 1/2	600 x 414 x 349	D_NNN-DBE162413	617	659
		18 x 16 1/4 x 13 1/2	450 x 414 x 349	D_NNN-DBE161813	593	630
	<b>Specify the surface type (1, 2).</b>					

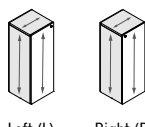
	W x D x H (in)	W x D x H (mm)	Code	All Laminate (\$)	HPL Surfaces (\$)	
<b>Shared storage modules with drawers on left - 13 1/2" H</b> 	<i>1 file drawer with suspension bar on each side. Locks. Must be used with a platform. Can accommodate 1 cushion.</i>					
		36 x 18 x 13 1/2	900 x 450 x 349	D_NPS-DF183613M	1,411	1,475
		30 x 18 x 13 1/2	750 x 450 x 349	D_NPS-DF183013M	1,432	1,490
	<b>Specify the surface type (1, 2).</b>					

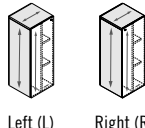
	W x D x H (in)	W x D x H (mm)	Code	All Laminate (\$)	HPL Surfaces (\$)	
<b>Shared storage modules with drawers on left - 13 1/2" H</b> 	<i>2 box drawers on each side. Pencil trays. Locks. Must be used with a platform. Can accommodate 1 cushion.</i>					
		36 x 18 x 13 1/2	900 x 450 x 349	D_NPS-DU183613M	1,661	1,706
		30 x 18 x 13 1/2	750 x 450 x 349	D_NPS-DU183013M	1,611	1,648
	<b>Specify the surface type (1, 2).</b>					

	W x D x H (in)	W x D x H (mm)	Code	All Laminate (\$)	HPL Surfaces (\$)	
<b>Shared storage modules with drawers - 13 1/2" H</b> 	<i>1 box drawer on each side. Pencil tray. Locks. Must be used with a platform. Can accommodate 1 cushion.</i>					
		36 x 18 x 13 1/2	900 x 450 x 349	D_NPS-DUM183613MU	1,252	1,319
		30 x 18 x 13 1/2	750 x 450 x 349	D_NPS-DUM183013MU	1,211	1,259
		24 x 18 x 13 1/2	600 x 450 x 349	D_NPS-DUM182413MU	1,168	1,211
		18 x 18 x 13 1/2	450 x 450 x 349	D_NPS-DUM181813MU	1,124	1,152
	<b>Specify the surface type (1, 2).</b>					

	W x D x H (in)	W x D x H (mm)	Code	All Laminate (\$)	HPL Surfaces (\$)	
<b>Shared table modules - 10 1/2" H</b> 	<i>Centered back. 1 tone only. Must be used with a platform. Height compatible with cushions for platforms.</i>					
		36 x 16 1/4 x 10 1/2	900 x 414 x 267	D_NNN-STC163610	571	622
		30 x 16 1/4 x 10 1/2	750 x 414 x 267	D_NNN-STC163010	558	603
		24 x 16 1/4 x 10 1/2	600 x 414 x 267	D_NNN-STC162410	544	581
	<b>Specify the surface type (1, 2).</b>					

**INDIVIDUAL STORAGE MODULES**

	W x D x H (in)	W x D x H (mm)	Code	All Laminate (\$)	HPL Surfaces (\$)	
<b>Storage cabinets with door</b> 	<i>Lock. 46 1/2" H: 2 adjustable shelves. 40 1/2" H: 2 adjustable shelves. 34 1/2" H: 1 adjustable shelf. 27 1/2" H: 1 adjustable shelf. Must be used with a platform. Can accommodate 1 side shelving and 1 junction.</i>					
		18 x 18 x 46 1/2	450 x 450 x 1182	D_NNS-181846B	944	982
		18 x 18 x 40 1/2	450 x 450 x 1029	D_NNS-181840B	933	967
		18 x 18 x 34 1/2	450 x 450 x 877	D_NNS-181834B	824	846
		18 x 18 x 27 1/2	450 x 450 x 694	D_NNS-181827B	789	815
	<b>Specify the surface type (1, 2). Specify the opening: left (L) or right (R).</b>					

	W x D x H (in)	W x D x H (mm)	Code	All Laminate (\$)	HPL Surfaces (\$)	
<b>Wardrobe units with bookcase</b> 	<i>Lock. 1 clothes hook. Bookcase on right. 2 adjustable shelves. Must be used with a platform. Can accommodate 1 side shelving and 1 junction.</i>					
		18 x 18 x 46 1/2	450 x 450 x 1182	D_NNS-181846BC	1,081	1,111
		18 x 18 x 40 1/2	450 x 450 x 1029	D_NNS-181840BC	1,040	1,075
	<b>Specify the surface type (1, 2). Specify the opening: left (L) or right (R).</b>					

Place the letter S at the beginning of each item code, and specify "exact dimensions" in item description. For laminate items only. Not applicable on fabric items or accessories.

2-TONE LAMINATE APPLICATION: SHADED AREA CORRESPONDS TO THE FIRST CODE TO BE SPECIFIED. SECOND LAMINATE CODE WILL BE APPLIED TO THE REST OF THE PRODUCT.

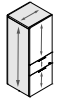
 = ASSEMBLY REQUIRED

CANADA - FEBRUARY 2024



	W x D x H (in)	W x D x H (mm)	Code	All Laminate (\$)	HPL Surfaces (\$)
--	----------------	----------------	------	-------------------	-------------------

**Storage cabinets with door and drawers** *Lock on drawers. 1 box drawer. Pencil tray. 1 file drawer with suspension bar. 1 adjustable shelf. Must be used with a platform. Can accommodate 1 side shelving and 1 junction.*



18 x 18 x 46 1/2	450 x 450 x 1182	D_NPS-181846UFB_	1,597	1,633
18 x 18 x 40 1/2	450 x 450 x 1029	D_NPS-181840UFB_	1,576	1,604

Specify the surface type (1, 2). Specify the opening: left (L) or right (R).

**Storage cabinets with door and drawer** *Lock on drawer. 1 file drawer with suspension bar. 1 adjustable shelf. Must be used with a platform. Can accommodate 1 side shelving and 1 junction.*



18 x 18 x 46 1/2	450 x 450 x 1182	D_NPS-181846FB_	1,331	1,360
18 x 18 x 40 1/2	450 x 450 x 1029	D_NPS-181840FB_	1,302	1,341

Specify the surface type (1, 2). Specify the opening: left (L) or right (R).

**Storage cabinets with open bookcase and drawers** *Open bookcase with 1 adjustable shelf. 1 box drawer. Pencil tray. 1 file drawer with suspension bar. Lock. Must be used with a platform. Can accommodate 1 side shelving and 1 junction.*



18 x 18 x 46 1/2	450 x 450 x 1182	D_NPS-181846UFBE	1,325	1,360
18 x 18 x 40 1/2	450 x 450 x 1029	D_NPS-181840UFBE	1,302	1,331

Specify the surface type (1, 2).

**Storage cabinets with open bookcase and drawer** *Open bookcase with 1 adjustable shelf. 1 file drawer with suspension bar. Lock. Must be used with a platform. Can accommodate 1 side shelving and 1 junction.*



18 x 18 x 46 1/2	450 x 450 x 1182	D_NPS-181846FBE	1,051	1,081
18 x 18 x 40 1/2	450 x 450 x 1029	D_NPS-181840FBE	1,022	1,060

Specify the surface type (1, 2).

**Personal storage towers with open lateral bookcase on the left** *Bookcase on left with 1 adjustable shelf. 1 box drawer. Pencil tray. 1 file drawer with suspension bar. Lock. Must be used with a platform. Can accommodate 1 side shelving and 1 junction on the right side.*



18 x 18 x 46 1/2	450 x 450 x 1182	D_NPS-UFP181846	1,539	1,568
18 x 18 x 40 1/2	450 x 450 x 1029	D_NPS-UFP181840	1,268	1,289

Specify the surface type (1, 2).

**Personal storage towers with open lateral bookcase on the right** *Bookcase on right with 1 adjustable shelf. 1 box drawer. Pencil tray. 1 file drawer with suspension bar. Lock. Must be used with a platform. Can accommodate 1 side shelving and 1 junction on the left side.*



18 x 18 x 46 1/2	450 x 450 x 1182	D_NPS-181846UFP	1,539	1,568
18 x 18 x 40 1/2	450 x 450 x 1029	D_NPS-181840UFP	1,268	1,289

Specify the surface type (1, 2).

**Personal storage towers with open lateral bookcase on the left** *Bookcase on left with 1 adjustable shelf. 1 file drawer with suspension bar. Lock. Must be used with a platform. Can accommodate 1 side shelving and 1 junction on the right side.*



18 x 18 x 46 1/2	450 x 450 x 1182	D_NPS-FP181846	1,268	1,296
18 x 18 x 40 1/2	450 x 450 x 1029	D_NPS-FP181840	1,096	1,132

Specify the surface type (1, 2).

**Personal storage towers with open lateral bookcase on the right** *Bookcase on right with 1 adjustable shelf. 1 file drawer with suspension bar. Lock. Must be used with a platform. Can accommodate 1 side shelving and 1 junction on the left side.*



18 x 18 x 46 1/2	450 x 450 x 1182	D_NPS-181846FP	1,268	1,296
18 x 18 x 40 1/2	450 x 450 x 1029	D_NPS-181840FP	1,096	1,132

Specify the surface type (1, 2).

	W x D x H (in)	W x D x H (mm)	Code	All Laminate (\$)	HPL Surfaces (\$)
--	----------------	----------------	------	-------------------	-------------------

**Open storage modules - 20 1/2" H** *1 adjustable shelf. 1 tone only. Must be used with a platform.*

36 x 17 x 20 1/2	900 x 430 x 521	D_NNN-BE173620	695	745
30 x 17 x 20 1/2	750 x 430 x 521	D_NNN-BE173020	672	710
24 x 17 x 20 1/2	600 x 430 x 521	D_NNN-BE172420	645	672
18 x 17 x 20 1/2	450 x 430 x 521	D_NNN-BE171820	617	638

Specify the surface type (1, 2).

**Storage modules with open space and drawer - 20 1/2" H** *1 open space. 1 file drawer with suspension bar. Lock. Must be used with a platform.*

36 x 18 x 20 1/2	900 x 450 x 521	D_NPS-SLF183620	967	1,033
30 x 18 x 20 1/2	750 x 450 x 521	D_NPS-SLF183020	910	967
24 x 18 x 20 1/2	600 x 450 x 521	D_NPS-SF182420	860	902
18 x 18 x 20 1/2	450 x 450 x 521	D_NPS-SF181820	803	831

Specify the surface type (1, 2).

**Storage modules with drawers - 20 1/2" H** *1 box drawer. Pencil tray. 1 file drawer with suspension bar. Lock. Must be used with a platform.*

36 x 18 x 20 1/2	900 x 450 x 521	D_NPS-LUF183620	1,089	1,132
30 x 18 x 20 1/2	750 x 450 x 521	D_NPS-LUF183020	1,075	1,117
24 x 18 x 20 1/2	600 x 450 x 521	D_NPS-UF182420	1,060	1,096
18 x 18 x 20 1/2	450 x 450 x 521	D_NPS-UF181820	1,045	1,081

Specify the surface type (1, 2).

**Open storage modules - 13 1/2" H** *1 adjustable shelf. 1 tone only. Must be used with a platform. Can accommodate 1 cushion.*

36 x 17 x 13 1/2	900 x 430 x 349	D_NNN-BE173613	687	753
30 x 17 x 13 1/2	750 x 430 x 349	D_NNN-BE173013	666	717
24 x 17 x 13 1/2	600 x 430 x 349	D_NNN-BE172413	645	687
18 x 17 x 13 1/2	450 x 430 x 349	D_NNN-BE171813	622	653

Specify the surface type (1, 2).

**Storage modules with open space and drawer - 13 1/2" H** *1 open space. 1 box drawer. Pencil tray. Lock. Must be used with a platform. Can accommodate 1 cushion.*

36 x 18 x 13 1/2	900 x 450 x 349	D_NPS-SLU183613	838	888
30 x 18 x 13 1/2	750 x 450 x 349	D_NPS-SLU183013	809	846
24 x 18 x 13 1/2	600 x 450 x 349	D_NPS-SU182413	773	809
18 x 18 x 13 1/2	450 x 450 x 349	D_NPS-SU181813	745	766

Specify the surface type (1, 2).

**Storage modules with drawer - 13 1/2" H** *1 file drawer with suspension bar. Lock. Must be used with a platform. Can accommodate 1 cushion.*

36 x 18 x 13 1/2	900 x 450 x 349	D_NPS-LF183613	831	881
30 x 18 x 13 1/2	750 x 450 x 349	D_NPS-LF183013	796	831
24 x 18 x 13 1/2	600 x 450 x 349	D_NPS-F182413	753	779
18 x 18 x 13 1/2	450 x 450 x 349	D_NPS-F181813	717	737

Specify the surface type (1, 2).

**Storage modules with drawers - 13 1/2" H** *2 box drawers. Pencil tray. Lock. Must be used with a platform. Can accommodate 1 cushion.*

36 x 18 x 13 1/2	900 x 450 x 349	D_NPS-LU183613	953	1,004
30 x 18 x 13 1/2	750 x 450 x 349	D_NPS-LU183013	924	960
24 x 18 x 13 1/2	600 x 450 x 349	D_NPS-U182413	888	924
18 x 18 x 13 1/2	450 x 450 x 349	D_NPS-U181813	860	881

Specify the surface type (1, 2).

**Mixed storage modules - 13 1/2" H** *1 file drawer with suspension bar on left. 2 box drawers on right. Pencil tray. Locks. Must be used with a platform. Can accommodate 1 cushion.*

36 x 18 x 13 1/2	900 x 450 x 349	D_NPS-F183613U	1,375	1,419
30 x 18 x 13 1/2	750 x 450 x 349	D_NPS-F183013U	1,231	1,268

Specify the surface type (1, 2).

Place the letter S at the beginning of each item code, and specify "exact dimensions" in item description.

2-TONE LAMINATE APPLICATION: SHADED AREA CORRESPONDS TO THE FIRST CODE TO BE SPECIFIED. SECOND LAMINATE CODE WILL BE APPLIED TO THE REST OF THE PRODUCT.

= ASSEMBLY REQUIRED

CANADA - FEBRUARY 2024



	W x D x H (in)	W x D x H (mm)	Code	All Laminate (\$)	HPL Surfaces (\$)
--	----------------	----------------	------	-------------------	-------------------

**Mixed storage modules - 13 1/2" H**

2 box drawers on left. Pencil tray. 1 file drawer with suspension bar on right. Locks. Must be used with a platform. Can accommodate 1 cushion.



36 x 18 x 13 1/2	900 x 450 x 349	D_NPS-U183613F	1,375	1,419
30 x 18 x 13 1/2	750 x 450 x 349	D_NPS-U183013F	1,231	1,268

Specify the surface type (1, 2).

**Table modules - 10 1/2" H**

1 tone only. Must be used with a platform. Height compatible with cushions for platforms.



36 x 17 x 10 1/2	900 x 430 x 267	D_NNN-STE173610	524	571
30 x 17 x 10 1/2	750 x 430 x 267	D_NNN-STE173010	510	553
24 x 17 x 10 1/2	600 x 430 x 267	D_NNN-STE172410	493	530

Specify the surface type (1, 2).

**Table module with open space, electrical module - 10 1/2" H**

1 tone only. Must be used with a platform. 1 open space. The module holds 1 liquid proof 120 V electric outlet, 2 2.1A USB outlets, a 108" (2743 mm) cable with cord and ETL certified. Can only be installed at the ends. Height compatible with platforms cushions.

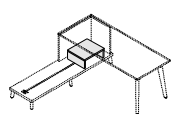


24 x 18 x 10 1/2	600 x 450 x 267	D_NNS-STT182410PC	1,282	1,289
------------------	-----------------	-------------------	-------	-------

Specify the surface type (1, 2).

**Shelf for a laptop**

1 tone only. Space allows wires to pass through. Fits underneath most work surfaces with a laminate or technology module. Must be used with a platform.



18 x 15 x 7	450 x 386 x 176	D1NNN-TABLAP	444	-
-------------	-----------------	--------------	-----	---

**MOBILE PEDESTALS****Mobile pedestal**

1 box drawer. Pencil tray. 1 file drawer with suspension bar. Brakes on front casters. Lock. Fits under 1 work surface. Can accommodate 1 cushion.



15 x 18 x 21 1/4	409 x 450 x 540	DNNPS-MP1518F	1,022	-
------------------	-----------------	---------------	-------	---

**Mobile pedestal**

1 fixed metal shelf. Silver accent. 1 open space at the front and the back. 1 file drawer with suspension bar. Brakes on front casters. Lock. Fits under 1 work surface.



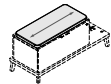
15 x 18 x 21 1/4	407 x 450 x 540	DNNPS-MP15180F	910	-
------------------	-----------------	----------------	-----	---

**CUSHIONS**

Refer to the current Lacasse upholstery selection guide.

**Storage unit cushions**

1 tone. Installs on 1 storage module with Velcro.



	Gr1	Gr2	Gr3	Gr4	Gr5	Gr6	Gr7	Gr8	
35 x 16 x 1 3/8	888 x 402 x 35	DCU3616	323	338	410	431	511	604	730
29 1/4 x 16 x 1 3/8	738 x 402 x 35	DCU3016	304	316	379	397	464	544	656
24 3/8 x 16 x 1 3/8	588 x 402 x 35	DCU2416	283	293	346	362	419	484	511
17 1/2 x 16 x 1 3/8	438 x 402 x 35	DCU1816	264	274	314	327	373	425	389

Specify the fabric code at the end of the product code.

**Mobile pedestal cushion**

1 tone. Installs on 1 mobile pedestal with Velcro.

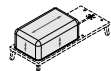


	Gr1	Gr2	Gr3	Gr4	Gr5	Gr6	Gr7	Gr8	
15 x 18 x 1 3/8	395 x 420 x 35	DCU1518	258	269	310	323	367	421	385

Specify the fabric code at the end of the product code.

**Platform cushions**

1 tone. Installs on 1 platform with Velcro.



	Gr1	Gr2	Gr3	Gr4	Gr5	Gr6	Gr7	Gr8	
48 x 18 x 10 1/2	1200 x 450 x 267	DCP4818	712	720	766	778	829	887	1,212
42 x 18 x 10 1/2	1050 x 450 x 267	DCP4218	665	674	719	732	780	839	1,081
36 x 18 x 10 1/2	900 x 450 x 267	DCP3618	654	668	753	777	865	971	1,320
30 x 18 x 10 1/2	750 x 450 x 267	DCP3018	641	653	696	711	759	815	973
24 x 18 x 10 1/2	600 x 450 x 267	DCP2418	622	639	716	737	822	916	1,205

Specify the fabric code at the end of the product code.

2-TONE LAMINATE APPLICATION: SHADED AREA CORRESPONDS TO THE FIRST CODE TO BE SPECIFIED. SECOND LAMINATE CODE WILL BE APPLIED TO THE REST OF THE PRODUCT.

= ASSEMBLY REQUIRED

CANADA - FEBRUARY 2024

	W x D x H (in)	W x D x H (mm)	Code	All Laminate (\$)	HPL Surfaces (\$)
--	----------------	----------------	------	-------------------	-------------------

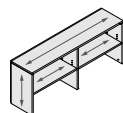
**CREDENZA MODULES****Platforms compatibility:**

For 1 72" W (1800 mm) credenza module, order 1 74" W (1850 mm) platform.  
For 1 60" W (1500 mm) credenza module, order 1 62" W (1550 mm) platform.

**Open bookcase credenza modules - 27 1/2" H**

Open bookcase. 2 adjustable shelves. Must be used with a platform. Can accommodate 1 short side shelving (DNNN\_-PMC120918), refer to page 39.

To be ordered separately: If the module is installed on 1 62" W platform, 1 additional 6" H (152 mm) leg kit is required, refer to page 30.



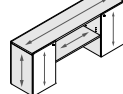
72 x 17 x 27 1/2	1800 x 430 x 694	D_NNN-BE177227BE	1,160	1,296
60 x 17 x 27 1/2	1500 x 430 x 694	D_NNN-BE176027BE	1,102	1,211

Specify the surface type (1, 2).

**Open bookcase with doors credenza modules - 27 1/2" H**

2 bookcases with door, open space in the middle. 3 adjustable shelves. Locks. Must be used with a platform. Can accommodate 1 short side shelving (DNNN\_-PMC120918), refer to page 39.

To be ordered separately: If the module is installed on 1 62" W platform, 1 additional 6" H (152 mm) leg kit is required, refer to page 30.



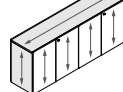
72 x 18 x 27 1/2	1800 x 450 x 694	D_NNS-BBE187227B	1,675	1,805
60 x 18 x 27 1/2	1500 x 450 x 694	D_NNS-BBE186027B	1,620	1,726

Specify the surface type (1, 2).

**Bookcase with doors credenza modules - 27 1/2" H**

2 bookcases with doors. 2 adjustable shelves. Locks. Must be used with a platform. Can accommodate 1 short side shelving (DNNN\_-PMC120918), refer to page 39.

To be ordered separately: If the module is installed on 1 62" W platform, 1 additional 6" H (152 mm) leg kit is required, refer to page 30.



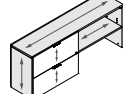
72 x 18 x 27 1/2	1800 x 450 x 694	D_NNS-B187227B	1,841	1,934
60 x 18 x 27 1/2	1500 x 450 x 694	D_NNS-B186027B	1,762	1,841

Specify the surface type (1, 2).

**Credenza modules with file drawers and open bookcase - 27 1/2" H**

2 file drawers with suspension bar on left. Lock. Open bookcase on right. 1 adjustable shelf. Must be used with a platform. Can accommodate 1 short side shelving (DNNN\_-PMC120918), refer to page 39.

To be ordered separately: If the module is installed on 1 62" W platform, 1 additional 6" H (152 mm) leg kit is required, refer to page 30.



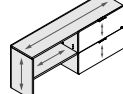
72 x 18 x 27 1/2	1800 x 450 x 694	D_NPS-LF187227BE	1,698	1,834
60 x 18 x 27 1/2	1500 x 450 x 694	D_NPS-LF186027BE	1,620	1,726

Specify the surface type (1, 2).

**Credenza modules with open bookcase and file drawers - 27 1/2" H**

Open bookcase on left. 1 adjustable shelf. 2 file drawers with suspension bar on right. Lock. Must be used with a platform. Can accommodate 1 short side shelving (DNNN\_-PMC120918), refer to page 39.

To be ordered separately: If the module is installed on 1 62" W platform, 1 additional 6" H (152 mm) leg kit is required, refer to page 30.



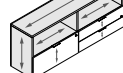
72 x 18 x 27 1/2	1800 x 450 x 694	D_NPS-BE187227LF	1,698	1,834
60 x 18 x 27 1/2	1500 x 450 x 694	D_NPS-BE186027LF	1,620	1,726

Specify the surface type (1, 2).

**Credenza modules with open storage and drawers - 27 1/2" H**

2 open compartments. 1 file drawer with suspension bar on left. 2 box drawers on right. Pencil tray. Locks. Must be used with a platform. Can accommodate 1 short side shelving (DNNN\_-PMC120918), refer to page 39.

To be ordered separately: If the module is installed on 1 62" W platform, 1 additional 6" H (152 mm) leg kit is required, refer to page 30.

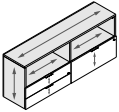


72 x 18 x 27 1/2	1800 x 450 x 694	D_NPS-SLF187227SLU	1,954	2,090
60 x 18 x 27 1/2	1500 x 450 x 694	D_NPS-SLF186027SLU	1,869	1,977

Specify the surface type (1, 2).

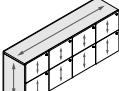
Place the letter S at the beginning of each item code, and specify "exact dimensions" in item description. For laminate items only. Not applicable on fabric items or accessories.



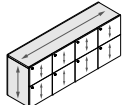
	W x D x H (in)	W x D x H (mm)	Code	All Laminate (\$)	HPL Surfaces (\$)
<b>Credenza modules with open storage and drawers - 27 1/2" H</b> 	<i>2 open compartments. 2 box drawers on left. Pencil tray. 1 file drawer with suspension bar on right. Locks. Must be used with a platform. Can accommodate 1 short side shelving (DNNN_-PMC120918), refer to page 39.</i>				
	<i>To be ordered separately: If the module is installed on 1 62" W platform, 1 additional 6" H (152 mm) leg kit is required, refer to page 30.</i>				
	72 x 18 x 27 1/2	1800 x 450 x 694	D_NPS-SLU187227SLF	1,954	2,090
	60 x 18 x 27 1/2	1500 x 450 x 694	D_NPS-SLU186027SLF	1,869	1,977
<b>Specify the surface type (1, 2).</b>					

**LOCKER AND WARDROBE MODULES**

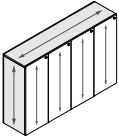
**Platforms compatibility:**  
For 1 72" W (1800 mm) locker or wardrobe module, order 1 74" W (1850 mm) platform.  
For 1 60" W (1500 mm) locker or wardrobe module, order 1 62" W (1550 mm) platform and add 1 additional 6" leg kit.

	W x D x H (in)	W x D x H (mm)	Code	All Laminate (\$)	HPL Surfaces (\$)
<b>Locker modules - 27 1/2" H</b> 	<i>Locks. Must be used with a platform. Can accommodate 1 short side shelving (DNNN_-PMC120918), refer to page 39.</i>				
	72 x 18 x 27 1/2	1800 x 450 x 694	D_NNS-CL187227P8_	2,879	2,963
	60 x 18 x 27 1/2	1500 x 450 x 694	D_NNS-CL186027P8_	2,792	2,900
<b>Specify the surface type (1, 2). Specify the opening: left (L) or right (R).</b>					

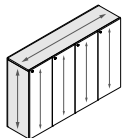
Left (L)



Right (R)

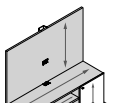
	W x D x H (in)	W x D x H (mm)	Code	All Laminate (\$)	HPL Surfaces (\$)
<b>Wardrobe modules</b> 	<i>Locks. 2 clothes hooks in each wardrobe. 46" H wardrobe: 1 fixed shelf at the bottom of each wardrobe. Must be used with a platform. Can accommodate 1 side shelving.</i>				
	72 x 18 x 46 1/2	1800 x 450 x 1182	D_NNS-VL187246P4_	2,814	2,944
	60 x 18 x 46 1/2	1500 x 450 x 1182	D_NNS-VL186046P4_	2,706	2,814
	72 x 18 x 40 1/2	1800 x 450 x 1029	D_NNS-VL187240P4_	2,320	2,448
	60 x 18 x 40 1/2	1500 x 450 x 1029	D_NNS-VL186040P4_	2,241	2,349
<b>Specify the surface type (1, 2). Specify the opening: left (L) or right (R).</b>					

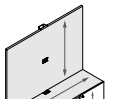
Left (L)

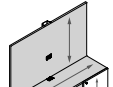


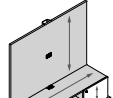
Right (R)

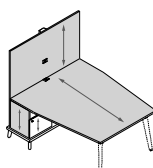
**MULTIMEDIA FURNITURE**

	W x D x H (in)	W x D x H (mm)	Code	All Laminate (\$)	HPL Surfaces (\$)
<b>Multimedia unit, STAD wood legs - 28" H</b> 	<i>2 bookcases units with door. 1 open space at the center: 21 1/2" (547 mm) W x 15 3/4" (400 mm) D x 12 3/8" (320 mm) H. 1 box drawer at the center. Pencil tray. Grommets and vertical channel for wire management. Locks. Platform with 4 wood legs. 60" W (1500 mm) by 36" H (914 mm) panel to accommodate 1 flat screen. Flat screen support sold separately.</i>				
	62 x 20 x 64	1550 x 500 x 1625	D_NPS-BSU206264AVB_	4,054	4,253
<b>Specify the surface type (1, 2). Specify wood leg color (W20, W21).</b>					

	W x D x H (in)	W x D x H (mm)	Code	All Laminate (\$)	HPL Surfaces (\$)
<b>Multimedia unit, STAD wood legs - 21" H</b> 	<i>2 bookcases units with door. 1 open space at the center: 21 1/2" (547 mm) W x 15 3/4" (400 mm) D x 5 3/4" (147 mm) H. 1 box drawer at the center. Pencil tray. Grommets and vertical channel for wire management. Locks. Platform with 4 wood legs. 60" W (1500 mm) by 42 3/4" H (1086 mm) panel to accommodate 1 flat screen. Flat screen support sold separately.</i>				
	62 x 20 x 64	1550 x 500 x 1625	D_NPS-BU206264AVB_	3,581	3,780
<b>Specify the surface type (1, 2). Specify wood leg color (W20, W21).</b>					

	W x D x H (in)	W x D x H (mm)	Code	All Laminate (\$)	HPL Surfaces (\$)
<b>Multimedia unit, STAD metal legs - 28" H</b> 	<i>2 bookcases units with door. 1 open space at the center: 21 1/2" (547 mm) W x 15 3/4" (400 mm) D x 12 3/8" (320 mm) H. 1 box drawer at the center. Pencil tray. Grommets and vertical channel for wire management. Locks. Platform with 4 aluminum legs. 60" W (1500 mm) by 36" H (914 mm) panel to accommodate 1 flat screen. Flat screen support sold separately.</i>				
	62 x 20 x 64	1550 x 500 x 1625	D_NPS-BSU206264AVM_	3,531	3,738
<b>Specify the surface type (1, 2). Specify leg color (K, S, W).</b>					

	W x D x H (in)	W x D x H (mm)	Code	All Laminate (\$)	HPL Surfaces (\$)
<b>Multimedia unit, STAD metal legs - 21" H</b> 	<i>2 bookcases units with door. 1 open space at the center: 21 1/2" (547 mm) W x 15 3/4" (400 mm) D x 5 3/4" (147 mm) H. 1 box drawer at the center. Pencil tray. Grommets and vertical channel for wire management. Locks. Platform with 4 aluminum legs. 60" W (1500 mm) by 42 3/4" H (1086 mm) panel to accommodate 1 flat screen. Flat screen support sold separately.</i>				
	62 x 20 x 64	1550 x 500 x 1625	D_NPS-BU206264AVM_	3,057	3,265
<b>Specify the surface type (1, 2). Specify leg color (K, S, W).</b>					

	W x D x H (in)	W x D x H (mm)	Code	All Laminate (\$)	HPL Surfaces (\$)
<b>Multimedia unit with conference extension, STAD wood legs</b> 	<i>To be ordered separately: 1 media storage unit and 1 meeting surface. 2 open spaces at the end: 16 3/4" (424 mm) W x 14 1/4" (375 mm) D x 6 3/4" (173 mm) H. 1 bookcase space at the center: 21 1/2" (547 mm) W x 15 3/4" (400 mm) D x 20 1/2" (521 mm) H. 1 adjustable shelf. 2 bookcases units with door. Locks. Grommets and vertical channel for wire management. Platform with 4 wood legs. 60" W (1500 mm) by 35" H (888 mm) panel to accommodate 1 flat screen. Flat screen support sold separately.</i>				
	<i>To be ordered separately: 1 leg kit BTL228_, refer to page 28.</i>				
<i>28" H media storage unit</i>					
	62 x 20 x 64	1550 x 500 x 1625	DNNNS-BS206264AVB_	3,386	-
<b>Specify wood leg color (W20, W21).</b>					

	W x D x H (in)	W x D x H (mm)	Code	All Laminate (\$)	HPL Surfaces (\$)
<b>Meeting surfaces.</b>	60 x 78 x 1	1500 x 1950 x 25	D_NNS-TAD7860AV	717	1,102
	60 x 72 x 1	1500 x 1800 x 25	D_NNS-TAD7260AV	687	1,045
	60 x 66 x 1	1500 x 1650 x 25	D_NNS-TAD6660AV	666	989
	60 x 60 x 1	1500 x 1500 x 25	D_NNS-TAD6060AV	638	933
	<b>Specify the surface type (1, 2).</b>				
<b>Electrical/communication module option (LGC-PC2P): specify PC at the end of the surface code and add \$549</b>	60 x 78 x 1 1/2	1500 x 1950 x 38	D_NNS-TAD7860AV	896	1,282
	60 x 72 x 1 1/2	1500 x 1800 x 38	D_NNS-TAD7260AV	853	1,211
	60 x 66 x 1 1/2	1500 x 1650 x 38	D_NNS-TAD6660AV	815	1,140
	60 x 60 x 1 1/2	1500 x 1500 x 38	D_NNS-TAD6060AV	773	1,067
<b>Specify the surface type (5, 6).</b>					

Place the letter S at the beginning of each item code, and specify "exact dimensions" in item description. For laminate items only. Not applicable on fabric items or accessories.

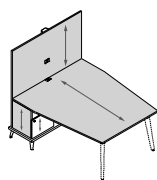
2-TONE LAMINATE APPLICATION: SHADED AREA CORRESPONDS TO THE FIRST CODE TO BE SPECIFIED. SECOND LAMINATE CODE WILL BE APPLIED TO THE REST OF THE PRODUCT.

= ASSEMBLY REQUIRED


CANADA - FEBRUARY 2024







	W x D x H (in)	W x D x H (mm)	Code	All Laminate (\$)	HPL Surfaces (\$)
<b>Multimedia unit with conference extension, STAD metal legs</b> 	<b>To be ordered separately:</b> 1 media storage unit and 1 meeting surface. 2 open spaces at the end: 16 3/4" (424 mm) W x 14 1/4" (375 mm) D x 6 1/2" (173 mm) H. 1 bookcase space at the center: 21 1/2" (547 mm) W x 15 3/4" (400 mm) D x 20 1/2" (521 mm) H. 1 adjustable shelf. 2 bookcases units with door. Locks. Grommets and vertical channel for wire management. Platform with 4 aluminum legs. 60" W (1500 mm) by 35" H (888 mm) panel to accommodate 1 flat screen. Flat screen support sold separately.				
	<b>To be ordered separately:</b> 1 leg kit MTL228_, refer to page 28.				
	28" H media storage unit				
	62 x 20 x 64	1550 x 500 x 1625	DNNNS-BS206264AVM	2,863	-
	<b>Specify leg color (K, S, W).</b>				


	Meeting surfaces.				
Electrical/communication module option (LGC-PC2P): specify PC at the end of the surface code and add \$549	60 x 78 x 1	1500 x 1950 x 25	D_NNS-TAD7860AV	717	1,102
	60 x 72 x 1	1500 x 1800 x 25	D_NNS-TAD7260AV	687	1,045
	60 x 66 x 1	1500 x 1650 x 25	D_NNS-TAD6660AV	666	989
	60 x 60 x 1	1500 x 1500 x 25	D_NNS-TAD6060AV	638	933
	<b>Specify the surface type (1, 2).</b>				
	60 x 78 x 1 1/2	1500 x 1950 x 38	D_NNS-TAD7860AV	896	1,282
	60 x 72 x 1 1/2	1500 x 1800 x 38	D_NNS-TAD7260AV	853	1,211
	60 x 66 x 1 1/2	1500 x 1650 x 38	D_NNS-TAD6660AV	815	1,140
	60 x 60 x 1 1/2	1500 x 1500 x 38	D_NNS-TAD6060AV	773	1,067
	<b>Specify the surface type (5, 6).</b>				


	Flat screen support				
	<b>Can accommodate most flat screens. Maximum weight capacity: 198 lbs (90 kg). 15° tilt angle. Must be installed on 1 media storage unit or a wall. Silver accent.</b>				
	20 1/2 x 3 1/2 x 16	520 x 89 x 407	LGC-SUPFLATSC	423	


**ACCESSORIES**


	Hooks				
	<b>Fits underneath 1 surface or on the side of 1 storage module. 15 lbs (7 kg) load capacity per hook. Package of 2.</b>				
	3/4 x 1 3/8 x 2 1/4	19 x 42 x 57	LGC-HK2_	112	
	<b>Specify accent color (K, S, W).</b>				


	Long side shelving				
	<b>3 laminate fixed shelves. Steel frame. Must be installed on the sides of 1 storage module. The 27 1/2" H (694 mm) shelf cannot accommodate a long side shelving. Sold in minimum quantity of 25. Price shown for single unit.</b>				
	12 1/2 x 9 7/8 x 30 7/8	320 x 249 x 783	DNNN_-PML120930	995	-
	<b>Specify accent color (K, S, W).</b>				

	Short side shelving				
	<b>2 laminate fixed shelves. Steel frame. Must be installed on the sides of 1 storage module. Sold in minimum quantity of 25. Price shown for single unit.</b>				
	12 1/2 x 9 7/8 x 18	320 x 249 x 450	DNNN_-PMC120918	831	-
	<b>Specify accent color (K, S, W).</b>				


	Personal drawer				
	<b>Metal drawer. Lock. Must be installed under 1 surface. Compatible with height adjustable tables and other surfaces.</b>				
	15 3/4 x 10 3/4 x 3	401 x 272 x 80	LGC-PDM15_	710	
	<b>Specify accent color (K, S, W).</b>				

	Pencil cup				
	<b>Metal. Can be positioned on 1 surface.</b>				
	3 x 3 1/2 x 4 1/4	73 x 89 x 108	LGC-VPEN_	124	
	<b>Specify accent color (K, S, W).</b>				

	W x D x H (in)	W x D x H (mm)	Code	All Laminate (\$)	HPL Surfaces (\$)
<b>Electronic tablet/telephone stand</b> 	<b>Metal stand with wood leg. Can be positioned on 1 surface. Can accommodate 1 electronic tablet or 1 telephone.</b>				
	9 x 3 3/8 x 9 1/2	229 x 92 x 241	DNNN_-TT09_		150
	<b>Specify accent color (K, S, W). Specify wood color (W20, W21).</b>				

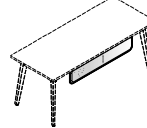
	W x D x H (in)	W x D x H (mm)	Code	All Laminate (\$)	HPL Surfaces (\$)
<b>Pencil tray</b> 	<b>Metal tray with wood leg. Can be positioned on 1 surface. Can accommodate small personal items or pencils.</b>				
	11 x 4 x 1 3/8	275 x 100 x 42	DNNN_-PT11_		135
	<b>Specify accent color (K, S, W). Specify wood color (W20, W21).</b>				

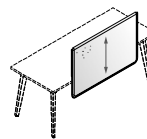
	W x D x H (in)	W x D x H (mm)	Code	All Laminate (\$)	HPL Surfaces (\$)
<b>Card holder</b> 	<b>Metal card holder with wood leg. Can be positioned on 1 surface. Can accommodate business cards.</b>				
	4 1/4 x 2 x 2	107 x 55 x 53	DNNN_-CT04_		124
	<b>Specify accent color (K, S, W). Specify wood color (W20, W21).</b>				

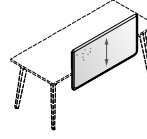
	W x D x H (in)	W x D x H (mm)	Code	All Laminate (\$)	HPL Surfaces (\$)
<b>White board for screens</b> 	<b>Folded metal board. High-gloss white finish for use with dry-erase markers. Magnetic. 1 pencil tray. Can be positioned on top of a privacy screen of 19" H (483 mm) that has 28" W (700 mm) or more. Can be positioned on top of 1 platform screen or 1 freestanding floor screen.</b>				
	23 x 1 3/4 x 17 1/2	584 x 45 x 445	DNNNN-WBS2317		215

**SCREENS AND MODESTY PANELS FOR WORK SURFACES**

Refer to the current Lacasse upholstery selection guide.

	W x D x H (in)	W x D x H (mm)	Code	Gr1	Gr2	Gr3	Gr4	Gr5	Gr6	Gr8	
<b>Modesty panels</b> 	<b>Fabric panel with metal hardware. 3/4" (20 mm) space between the surface and the panel for wire management. Fits underneath 1 surface. 1 tone only.</b>										
	44 x 3/8 x 10	1100 x 16 x 254	DMD4410	499	526	651	687	824	984	1,202	
	38 x 3/8 x 10	950 x 16 x 254	DMD3810	477	499	610	645	765	906	1,101	
	32 x 3/8 x 10	800 x 16 x 254	DMD3210	459	477	576	605	711	833	1,005	
	26 x 3/8 x 10	650 x 16 x 254	DMD2610	427	446	529	555	645	752	899	
	20 x 3/8 x 10	500 x 16 x 254	DMD2010	404	419	486	510	584	670	796	
	<b>Specify the fabric code at the end of the product code.</b>										

	W x D x H (in)	W x D x H (mm)	Code	Gr1	Gr2	Gr3	Gr4	Gr5	Gr6	Gr8	
<b>Privacy/modesty screens - 30" H</b> 	<b>Fabric panel with metal hardware. 1/4" (32 mm) space between the surface and the screen for wire management. Fits underneath 1 surface. 19" (483 mm) of private space over the surface. 10" (254 mm) modesty. Can accommodate 1 white board. Choice of 1 or 2 tones. Fabric 1: inside. Fabric 2: outside.</b>										
	46 x 1 1/4 x 30	1150 x 32 x 762	DSD4619	869	881	942	961	1,030	1,106	1,214	
	40 x 1 1/4 x 30	1000 x 32 x 762	DSD4019	844	857	916	936	1,004	1,081	1,191	
	34 x 1 1/4 x 30	850 x 32 x 762	DSD3419	820	831	892	911	977	1,054	1,164	
	28 x 1 1/4 x 30	700 x 32 x 762	DSD2819	792	805	865	885	953	1,032	1,140	
	22 x 1 1/4 x 30	550 x 32 x 762	DSD2219	679	692	753	772	838	916	1,023	
	18 x 1 1/4 x 30	450 x 32 x 762	DSD1819	646	659	720	738	807	884	993	
	<b>Specify the fabric 1 code and the fabric 2 code after the product code.</b>										

	W x D x H (in)	W x D x H (mm)	Code	Gr1	Gr2	Gr3	Gr4	Gr5	Gr6	Gr8	
<b>Privacy/modesty screens - 24" H</b> 	<b>Fabric panel with metal hardware. 1/4" (32 mm) space between the surface and the screen for wire management. Fits underneath 1 surface. 13" (331 mm) of private space over the surface. 10" (254 mm) modesty. Choice of 1 or 2 tones. Fabric 1: inside. Fabric 2: outside.</b>										
	46 x 1 1/4 x 24	1150 x 32 x 610	DSD4613	810	822	867	882	935	994	1,078	
	40 x 1 1/4 x 24	1000 x 32 x 610	DSD4013	790	800	847	861	913	972	1,059	
	34 x 1 1/4 x 24	850 x 32 x 610	DSD3413	769	778	826	840	893	953	1,039	
	28 x 1 1/4 x 24	700 x 32 x 610	DSD2813	749	758	805	821	872	934	1,016	
	22 x 1 1/4 x 24	550 x 32 x 610	DSD2213	639	650	696	712	764	824	908	
	18 x 1 1/4 x 24	450 x 32 x 610	DSD1813	626	635	683	698	750	809	894	
	<b>Specify the fabric 1 code and the fabric 2 code after the product code.</b>										

Place the letter S at the beginning of each item code, and specify "exact dimensions" in item description. For laminate items only. Not applicable on fabric items or accessories.

2-TONE LAMINATE APPLICATION: SHADED AREA CORRESPONDS TO THE FIRST CODE TO BE SPECIFIED. SECOND LAMINATE CODE WILL BE APPLIED TO THE REST OF THE PRODUCT.

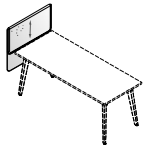
ASSEMBLY REQUIRED



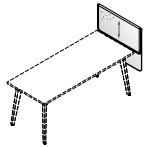
W x D x H (in) W x D x H (mm) Code Price (\$)

**Lateral privacy screens - 30" H**

Fabric panel with metal hardware. 1 1/4" (32 mm) space between the surface and the screen for wire management. Fits underneath 1 surface. 19" (483 mm) of private space over the surface. 10" (254 mm) modesty. 6" (150 mm) extension. Choice of 1 or 2 tones. Fabric 1: inside. Fabric 2: outside.



Left (L)



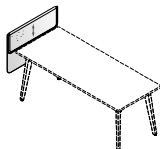
Right (R)

	Gr1	Gr2	Gr3	Gr4	Gr5	Gr6	Gr8				
41 x 1 1/4 x 30	1025	32	762	DSE4119_	858	869	933	950	1,015	1,084	1,202
35 x 1 1/4 x 30	875	32	762	DSE3519_	831	844	906	924	992	1,068	1,177
29 x 1 1/4 x 30	725	32	762	DSE2919_	714	727	789	807	874	951	1,060
25 x 1 1/4 x 30	625	32	762	DSE2519_	696	710	771	790	858	935	1,043

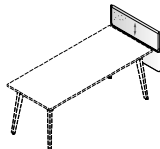
Specify left (L) or right (R). Specify the fabric 1 code and the fabric 2 code after the product code.

**Lateral privacy screens - 24" H**

Fabric panel with metal hardware. 1 1/4" (32 mm) space between the surface and the screen for wire management. Fits underneath 1 surface. 13" (331 mm) of private space over the surface. 10" (254 mm) modesty. 6" (150 mm) extension. Choice of 1 or 2 tones. Fabric 1: inside. Fabric 2: outside.



Left (L)



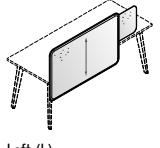
Right (R)

	Gr1	Gr2	Gr3	Gr4	Gr5	Gr6	Gr8				
41 x 1 1/4 x 24	1025	32	610	DSE4113_	803	811	860	874	925	986	1,069
35 x 1 1/4 x 24	875	32	610	DSE3513_	779	791	838	856	906	966	1,049
29 x 1 1/4 x 24	725	32	610	DSE2913_	668	679	727	740	792	853	937
25 x 1 1/4 x 24	625	32	610	DSE2513_	656	665	712	727	778	839	924

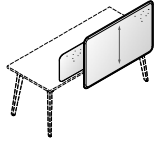
Specify left (L) or right (R). Specify the fabric 1 code and the fabric 2 code after the product code.

**Collaborative sliding screens**

Fabric panel with metal hardware. Fits underneath 1 surface. Sliding opening/closing for variable privacy. 19" (483 mm) of private space over the surface. 16" (406 mm) sliding privacy. Choice of 1 or 2 tones. Fabric 1: inside. Fabric 2: outside.



Left (L)



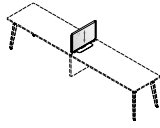
Right (R)

	Gr1	Gr2	Gr3	Gr4	Gr5	Gr6	Gr8				
48 x 1 1/4 x 30	1200	32	762	DSS4830_	1,205	1,228	1,346	1,382	1,507	1,657	1,863
38 x 1 1/4 x 30	950	32	762	DSS3630_	1,153	1,178	1,294	1,330	1,458	1,605	1,812
30 x 1 1/4 x 30	750	32	762	DSS3030_	1,125	1,150	1,266	1,301	1,428	1,577	1,783

Specify left (L) or right (R). Specify the fabric 1 code and the fabric 2 code after the product code.

**Freestanding surface screens - 19" H**

Fabric screen with 15 3/8" x 6 5/8" (400 mm x 170 mm) metal base. Can be positioned on 1 surface. Can accommodate 1 white board. 1 tone only.



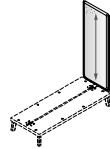
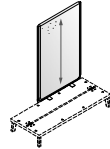
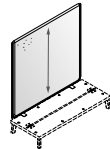
	Gr1	Gr2	Gr3	Gr4	Gr5	Gr6	Gr8				
34 x 1 1/4 x 19	850	32	483	DSA3419_	772	784	839	858	916	989	1,088
28 x 1 1/4 x 19	700	32	483	DSA2819_	742	753	798	811	863	924	1,008
22 x 1 1/4 x 19	550	32	483	DSA2219_	720	730	777	792	844	905	987

Specify accent color (K, S, W). Specify the fabric code at the end of the product code.

W x D x H (in) W x D x H (mm) Code Price (\$)

**Platform screens**

Fabric screen with metal supports. Must be installed on 1 platform. Can accommodate 1 white board. 1 tone only. 46 1/2" H (1182 mm) = 54" H (1372 mm) installed on 1 platform. 40 1/2" H (1029 mm) = 48" H (1219 mm) installed on 1 platform. 34 1/2" H (877 mm) = 42" H (1067 mm) installed on 1 platform.

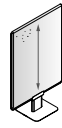


	Gr1	Gr2	Gr3	Gr4	Gr5	Gr6	Gr8				
48 x 1 1/4 x 46 1/2	1200	32	1182	DP4846	1,101	1,130	1,268	1,307	1,458	1,633	1,878
36 x 1 1/4 x 46 1/2	900	32	1182	DP3646	995	1,024	1,161	1,202	1,354	1,528	1,770
30 x 1 1/4 x 46 1/2	750	32	1182	DP3046	943	973	1,109	1,152	1,302	1,476	1,723
24 x 1 1/4 x 46 1/2	600	32	1182	DP2446	893	920	1,060	1,100	1,250	1,426	1,669
18 x 1 1/4 x 46 1/2	450	32	1182	DP1846	842	869	1,009	1,048	1,196	1,373	1,616
48 x 1 1/4 x 40 1/2	1200	32	1029	DP4840	1,024	1,048	1,173	1,208	1,341	1,497	1,710
36 x 1 1/4 x 40 1/2	900	32	1029	DP3640	932	955	1,076	1,117	1,247	1,400	1,618
30 x 1 1/4 x 40 1/2	750	32	1029	DP3040	839	864	986	1,024	1,156	1,310	1,527
24 x 1 1/4 x 40 1/2	600	32	1029	DP2440	827	839	910	932	1,007	1,095	1,217
18 x 1 1/4 x 40 1/2	450	32	1029	DP1840	794	820	941	979	1,111	1,267	1,481
48 x 1 1/4 x 34 1/2	1200	32	877	DP4834	933	955	1,063	1,095	1,211	1,343	1,533
36 x 1 1/4 x 34 1/2	900	32	877	DP3634	852	875	980	1,013	1,128	1,263	1,451
30 x 1 1/4 x 34 1/2	750	32	877	DP3034	813	833	941	974	1,090	1,223	1,411
24 x 1 1/4 x 34 1/2	600	32	877	DP2434	773	797	903	935	1,050	1,184	1,372
18 x 1 1/4 x 34 1/2	450	32	877	DP1834	734	756	863	898	1,012	1,108	1,334

Specify the fabric code at the end of the product code.

**Privacy floor screen**

Fabric screen with metal base. Freestanding. 1 tone only.

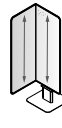


	Gr1	Gr2	Gr3	Gr4	Gr5	Gr6	Gr8				
36 x 1 1/4 x 54	900	32	1372	DPA3654_	1,475	1,500	1,622	1,659	1,792	1,944	2,158

Specify accent color (K, S, W). Specify the fabric code at the end of the product code.

**Collaborative privacy screen**

Fabric screen with metal base. Freestanding. 180 degrees fantail opening/closing for variable privacy. 18" (450 mm) wide unfolded part. Choice of 1 or 2 tones. Fabric 1: inside. Fabric 2: outside.



Left (L)

Right (R)

	Gr1	Gr2	Gr3	Gr4	Gr5	Gr6	Gr8				
36 x 1 1/4 x 54	900	32	1372	DPV3654_	1,711	1,734	1,851	1,888	2,013	2,161	2,368

Specify left (L) or right (R). Specify accent color (K, S, W). Specify the fabric 1 code and the fabric 2 code after the product code.

**SEATS AND COUNTERS**

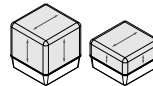
Refer to the current Lacasse upholstery selection guide.

Order example:

<b>DQ2818</b>	<b>QA12</b>	<b>DN04</b>	<b>NN</b>
Product code	Choice of upholstery for upper part	Choice of upholstery for lower part	Electrical/communication module option

**Square seats**

The base must have a polyurethane/vinyl upholstery only. 1 electrical/communication module option on the base (PA): \$834. The module holds 2 liquid proof 120 V electric outlets, 2 2.1A USB outlets, a 108" (2743 mm) cable with cord and ETL certified.



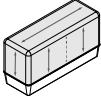





PA




	Gr1	Gr2	Gr3	Gr4	Gr5	Gr6	Gr7	Gr8				
28 x 28 x 29	700	700	735	DQ2829_	1,487	1,524	1,698	1,752	1,943	2,165	2,519	2,476
28 x 28 x 18	700	700	457	DQ2818_	1,390	1,416	1,541	1,579	1,714	1,875	2,121	2,096

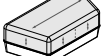
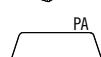

Indicate the code of the fabric or polyurethane/vinyl of the upper part after the product code. Indicate the code of the polyurethane/vinyl of the lower part after the first upholstery selection. Specify: no module (NN) or electrical/communication module (PA).

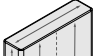


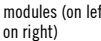
Place the letter S at the beginning of each item code, and specify "exact dimensions" in item description. For laminate items only. Not applicable on fabric items or accessories.

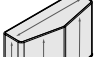


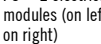



	W x D x H (in)	W x D x H (mm)	Code	Price (\$)
<b>Rectangular seats</b>	<i>The base must have a polyurethane/vinyl upholstery only. 1 electrical/communication module option on the base (PA): \$834. The module holds 2 liquid proof 120 V electric outlets, 2 2.1A USB outlets, a 108" (2743 mm) cable with cord and ETL certified. Vertical seam at the center of the 56" W (1400 mm) section.</i>			
			Gr1 Gr2 Gr3 Gr4 Gr5 Gr6 Gr7 Gr8	
	56 x 20 x 29	1400 x 500 x 735	DR5629	1,832 1,863 2,008 2,053 2,211 2,398 3,262 2,656
	28 x 20 x 29	700 x 500 x 735	DR2829	1,294 1,319 1,429 1,465 1,585 1,730 2,129 1,926
	28 x 20 x 18	700 x 500 x 457	DR2818	1,225 1,250 1,378 1,415 1,551 1,710 1,957 1,831
	<b>Indicate the code of the fabric or polyurethane/vinyl of the upper part after the product code. Indicate the code of the polyurethane/vinyl of the lower part after the first upholstery selection.</b>			
	<b>Specify: no module (NN) or electrical/communication module (PA).</b>			

	W x D x H (in)	W x D x H (mm)	Code	Price (\$)
<b>Asymmetrical seat</b>	<i>The base must have a polyurethane/vinyl upholstery only. 1 electrical/communication module option on the base (PA, PB, PC or PD): \$834. The module holds 2 liquid proof 120 V electric outlets, 2 2.1A USB outlets, a 108" (2743 mm) cable with cord and ETL certified.</i>			
			Gr1 Gr2 Gr3 Gr4 Gr5 Gr6 Gr7 Gr8	
	28 x 28 x 18	700 x 700 x 457	DA2818	1,401 1,421 1,507 1,535 1,632 1,743 2,270 1,900
	<b>Specify at the end of the code: left (L) or right (R). Indicate the code of the fabric or polyurethane/vinyl of the upper part after the product code. Indicate the code of the polyurethane/vinyl of the lower part after the first upholstery selection. Specify: no module (NN) or electrical/communication module (PA, PB, PC or PD).</b>			







	W x D x H (in)	W x D x H (mm)	Code	Price (\$)
<b>Trapeze seat</b>	<i>The base must have a polyurethane/vinyl upholstery only. 1 electrical/communication module option on the base (PA or PB): \$834. The module holds 2 liquid proof 120 V electric outlets, 2 2.1A USB outlets, a 108" (2743 mm) cable with cord and ETL certified. Vertical seam at the center of the 56" W (1400 mm) section.</i>			
			Gr1 Gr2 Gr3 Gr4 Gr5 Gr6 Gr7 Gr8	
	56 x 28 x 18	1400 x 700 x 457	DZ5618	1,649 1,675 1,808 1,848 1,990 2,158 2,936 2,391
	<b>Indicate the code of the fabric or polyurethane/vinyl of the upper part after the product code. Indicate the code of the polyurethane/vinyl of the lower part after the first upholstery selection. Specify: no module (NN) or electrical/communication module (PA, PB).</b>			

	W x D x H (in)	W x D x H (mm)	Code	Price (\$)
<b>Rectangular counter</b>	<i>The base must have a polyurethane or vinyl upholstery, no fabric. 1 (PA) or 2 (PC) electrical/communication module option on the side: \$834/\$1,669. The module holds 2 liquid proof 120 V electric outlets, 2 2.1A USB outlets, a 108" (2743 mm) cable with cord and ETL certified. Vertical seam at the center of the 56" W (1400 mm) section.</i>			
			Gr1 Gr2 Gr3 Gr4 Gr5 Gr6 Gr7 Gr8	
	56 x 14 x 42	1400 x 350 x 1067	DCR56	1,955 1,986 2,133 2,179 2,337 2,522 3,387 2,780
	<b>Indicate the code of the fabric or polyurethane/vinyl of the upper part after the product code. Indicate the code of the polyurethane/vinyl of the lower part after the first upholstery selection. Specify: no module (NN) or electrical/communication module (PA) on the right or two modules (PC).</b>			
	PC = 2 electrical modules (on left and on right)			


	W x D x H (in)	W x D x H (mm)	Code	Price (\$)
<b>Collaborative counter</b>	<i>The base must have a polyurethane/vinyl upholstery only. 1 module (PA) on the right, 1 module (PB) on the left or 2 (PC) electrical/communication modules option on the side: \$834/\$1,669. The module holds 2 liquid proof 120 V electric outlets, 2 2.1A USB outlets, a 108" (2743 mm) cable with cord and ETL certified. Vertical seam at the center of the 56" W (1400 mm) section.</i>			
			Gr1 Gr2 Gr3 Gr4 Gr5 Gr6 Gr7 Gr8	
	56 x 22 x 42	1400 x 550 x 1067	DCA56	2,250 2,284 2,451 2,502 2,688 2,900 3,897 3,199
	<b>Indicate the code of the fabric or polyurethane/vinyl of the upper part after the product code. Indicate the code of the polyurethane/vinyl of the lower part after the first upholstery selection. Specify: no module (NN) or electrical/communication module (PA) on the right or two modules (PC).</b>			
	PC = 2 electrical modules (on left and on right)			


	W x D x H (in)	W x D x H (mm)	Code	Price (\$)
<b>Mounting hardware for seats and counter</b>	<i>Allows 2 seats or 1 seat and a counter to be linked. Per unit. Silver metal.</i>			
	14 x 1 3/4 x 6	358 x 45 x 151	DGA	79

Place the letter S at the beginning of each item code, and specify "exact dimensions" in item description. For laminate items only. Not applicable on fabric items or accessories.



	W x D x H (in)	W x D x H (mm)	Code	Price (\$)
<b>Pouf</b>	<i>Polyurethane or vinyl base. Lateral handle (same finish as the base).</i>			
			Gr1 Gr2 Gr3 Gr4 Gr5 Gr6 Gr7 Gr8	
	16 x 16 x 20	400 x 400 x 508	DPF1620	778 792 858 876 944 1,028 1,298 1,141
	<b>Specify the fabric code after the product code. Indicate the code for the base/handle finish after the code for the fabric.</b>			
<b>Accent cushion</b>	<i>Non removable upholstery. Fabric 1: front. Fabric 2: back.</i>			
			Gr1 Gr2 Gr3 Gr4 Gr5 Gr6 Gr7 Gr8	
	16 x 6 x 16	400 x 150 x 400	DCO1616	166 171 194 202 225 253 332 293
	<b>Specify the fabric 1 code and the fabric 2 code after the product code.</b>			


## ELECTRIFICATION AND WIRE MANAGEMENT SYSTEM

	W x D x H (in)	W x D x H (mm)	Code	Price (\$)
<b>Electrical feed from floor</b>	<i>72" (1828 mm) long cable. Must be installed by an electrician.</i>			
			DNNNN-FFFEED72	276



	W x D x H (in)	W x D x H (mm)	Code	Price (\$)
<b>Electrical ceiling feed</b>	<i>Post and cable: 120" (3000 mm) tall aluminum post. Silver. 160" (4064 mm) long cable. Screws and supports included. Must be installed by an electrician.</i>			
			DNNNS-CFEED120	702





	W x D x H (in)	W x D x H (mm)	Code	Price (\$)
<b>Post: 120" (3000 mm) tall aluminum post. Silver.</b>			DNNNS-POLE120	546

	W x D x H (in)	W x D x H (mm)	Code	Price (\$)
<b>Electric outlet kit</b>	<i>Can be attached inside a laminate module, a technology module or under a surface when a wire channel is specified. Includes 2 duplex (4 outlets), 1 duplex connector, duplexes support, 1 18" interconnection bypass cable and 1 H connector.</i>			
			DNNNS-4DUPC	428
	<b>Specify circuit number at the end of the code (1, 2).</b>			


	W x D x H (in)	W x D x H (mm)	Code	Price (\$)
<b>Vertical wire cover for electric outlet kit</b>	<i>Can be placed on the electric outlet kit. Metal silver accent raceway and communication plate.</i>			
	6 1/2 x 3 x 18	169 x 76 x 453	DNNNS-VWM18	274

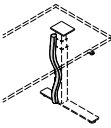
	W x D x H (in)	W x D x H (mm)	Code	Price (\$)
<b>Platform connecting cable - 24" L</b>	<i>To link 2 side-by-side platforms.</i>			
			LGC-4PASS24	162


	W x D x H (in)	W x D x H (mm)	Code	Price (\$)
<b>Under-surface wire channels</b>	<i>Metal pass wire channels for wire management allows electric wires to pass through. Fits underneath 1 surface. Includes the wire channel, an interconnection bypass cable, 1 H connector, 1 communication plate and 2 wire management clips. The 36" (929 mm) wire channel is compatible with all rectangular surfaces. The 30" (779 mm) wire channel is compatible with all other shape surfaces.</i>			
	36 1/2 x 8 3/4 x 3 1/4	929 x 220 x 84	DNNNS-HWS36	653
	30 3/8 x 8 3/4 x 3 1/4	779 x 220 x 84	DNNNS-HWS30	630

	W x D x H (in)	W x D x H (mm)	Code	Price (\$)
<b>Channels for platforms</b>	<i>Metal pass wire channels for wire management allows electric wires to pass through. Must be installed under a non electrified platform. Does not include an interconnection bypass cable, refer to the general Lacasse price book.</i>			
	91 1/8 x 8 3/4 x 3 1/4	2329 x 220 x 84	DNNNS-HWP98	474
	68 x 8 3/4 x 3 1/4	1729 x 220 x 84	DNNNS-HWP74	423
	56 1/4 x 8 3/4 x 3 1/4	1429 x 220 x 84	DNNNS-HWP62	380
	46 1/2 x 8 3/4 x 3 1/4	1179 x 220 x 84	DNNNS-HWP50	329



	W x D x H (in)	W x D x H (mm)	Code	Price (\$)
<b>Footrests wire channels</b>	<i>Metal pass wire channels for wire management allows electric wires to pass through. Must be installed under 1 footrest of a laminate non electrified platform. Does not include an interconnexion bypass cable, refer to the general Lacasse price book.</i>			
	54 x 8 3/4 x 3 1/4	1229 x 220 x 84	<b>DNNNS-HWP54</b>	<b>359</b>
	48 x 8 3/4 x 3 1/4	1079 x 220 x 84	<b>DNNNS-HWP48</b>	<b>344</b>
	42 x 8 3/4 x 3 1/4	929 x 220 x 84	<b>DNNNS-HWP42</b>	<b>329</b>
	36 x 8 3/4 x 3 1/4	779 x 220 x 84	<b>DNNNS-HWP36</b>	<b>308</b>

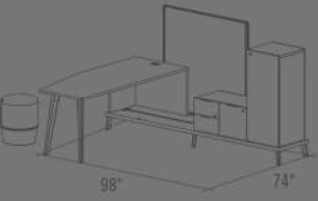
	<i>Allows cabling to be managed vertically. 2" (50 mm) diameter. With zipper. All United Chair® standard fabrics are applicable.</i>									
				Gr1	Gr2	Gr3	Gr4	Gr5	Gr6	Gr8
<b>Fabric vertical wire covers</b>	<i>Specify the fabric code at the end of the product code.</i>									
	2 x 2 x 34	50 x 50 x 865	<b>DVW34</b>	<b>125</b>	<b>126</b>	<b>135</b>	<b>138</b>	<b>153</b>	<b>166</b>	<b>185</b>
	2 x 2 x 26	50 x 50 x 660	<b>DVW26</b>	<b>116</b>	<b>118</b>	<b>130</b>	<b>133</b>	<b>145</b>	<b>158</b>	<b>178</b>
	2 x 2 x 21	50 x 50 x 533	<b>DVW21</b>	<b>110</b>	<b>111</b>	<b>125</b>	<b>128</b>	<b>138</b>	<b>150</b>	<b>170</b>
	2 x 2 x 13	50 x 50 x 330	<b>DVW13</b>	<b>106</b>	<b>107</b>	<b>116</b>	<b>122</b>	<b>132</b>	<b>144</b>	<b>160</b>

	<i>Allow cables to be clipped under the work surface. Grey. Package of 5 clips.</i>			
<b>Wire management clips</b>	5 1/2 x 1 1/2 x 1	140 x 40 x 25	<b>LGC-WMC05</b>	<b>135</b>
				

Place the letter S at the beginning of each item code, and specify "exact dimensions" in item description. For laminate items only. Not applicable on fabric items or accessories.

## SUGGESTIONS

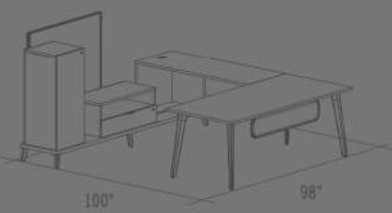
**STAD\_PLAN-01**



98" 74"

STAD-PLAN01		\$7,199
1	D5NNS-PF2098B_	Platform, STAD wood legs
1	D1NNS-AS3072AL	Collaborative surface, laminate module - 30" D
1	DNNN_-BTL228	Kit of STAD wood legs - 28" H
1	D1NPS-U183013F	Mixed storage module - 13 1/2" H
1	D1NNS-181840BR	Storage cabinet with door
1	DP4846	Platform screen - Gr1
1	DPF1620	Pouf - Gr1

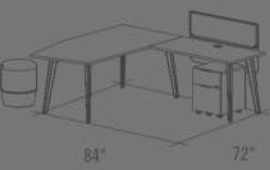
**STAD\_PLAN-03**



100" 98"

STAD-PLAN03		\$7,843
1	D5NNS-PF2098B_	Platform, STAD wood legs
1	D1NNS-TR3678	Rectangular surface - 36" D
2	DNNN_-BTL228	Kits of STAD wood legs - 28" H
1	D1NNS-BR2462A	Bridge-return, laminate module - 24" D
1	D1NNS-181840BL	Storage cabinet with door
1	D1NPS-SLU183613	Storage module with open space and drawer - 13 1/2" H
1	DP4846	Platform screen - Gr1
1	DMD4410	Modesty panel - Gr1

**STAD\_PLAN-04**



84" 72"

STAD-PLAN04		\$8,105
1	D1NNS-TC3672L	Collaborative surface - 36" D
1	D1NNS-RS2448	Return-surface - 24" D
3	DNNN_-BTL228	Kits of STAD wood legs - 28" H
1	DNNPS-MP1518F	Mobile pedestal
2	DNNNS-HWS30	Under-surface wire channels
1	DNNNS-4DUPC_	Electric outlet kit
1	OSD4013	Privacy/modesty screen - 24" H - Gr1
1	DPF1620	Pouf - Gr1

# TECHNICAL PERFORMANCES

## THERMOFUSED LAMINATE (TFL):

- Depending on the furniture collection, Lacasse casegoods have TFL surfaces and side panels made of particleboard panels of 1" (25,4 mm) or 1½" (38 mm) thick finished with a mar-resistant high-performance thermofused laminate (45 lbs/ft3). The particleboard panels are laminated on both sides for proper balance.
- TFL technology consists on a decorative paper impregnated with reactive melamine resins which is thermally fused to a substrate (particleboard). The heat and pressure produces a **permanent thermal bond** between the melamine resins, the decorative paper and the substrate. The bonding process results in a clear, hard and non-porous surface.
- TFL panels, unlike wood, will not gouge or dent.
- Delamination is not possible, due to the manufacturing process.
- TFL panels carry a 25-year warranty.

## HIGH-PRESSURE LAMINATE (HPL):

- Certain collections are also available with HPL surfaces made of 1¼" (27 mm) or 1 ⅞" (40 mm) thick particleboard finished with high-pressure laminate (laminat plus a ⅓" (0,8 mm) black backing).
- HPL technology consists of multiple layers of Kraft paper saturated with phenolic resin, a decorative layer of paper saturated with melamine resin, and a very thin top sheet of heavily saturated melamine resin. The high-pressure laminate sheet is then glued to a substrate (particleboard).
- HPL panels offer a good wear and impact resistance.
- HPL panels carry a 5-year warranty.

# CONVERSION TABLE

## SPECIFICATIONS

Metric dimensions are exact; imperial dimensions are nominal.

Nominal	Metric	Exact imp.	Nominal	Metric	Exact imp.	Nominal	Metric	Exact imp.
6	150	5.91	36	900	35.43	66	1650	64.96
7	175	6.89	37	925	36.42	67	1675	65.94
8	200	7.87	38	950	37.4	68	1700	66.93
9	225	8.86	39	975	38.39	69	1725	67.91
10	250	9.84	40	1000	39.37	70	1750	68.9
11	275	10.83	41	1025	40.35	71	1775	69.88
12	300	11.81	42	1050	41.34	72	1800	70.87
13	325	12.8	43	1075	42.32	73	1825	71.85
14	350	13.78	44	1100	43.31	74	1850	72.83
15	375	14.76	45	1125	44.29	75	1875	73.82
16	400	15.75	46	1150	45.28	76	1900	74.8
17	425	16.73	47	1175	46.26	77	1925	75.79
18	450	17.72	48	1200	47.24	78	1950	76.77
19	475	18.7	49	1225	48.23	79	1975	77.76
20	500	19.69	50	1250	49.21	80	2000	78.74
21	525	20.67	51	1275	50.2	81	2025	79.72
22	550	21.62	52	1300	51.18	82	2050	80.71
23	575	22.64	53	1325	52.17	83	2075	81.69
24	600	23.62	54	1350	53.15	84	2100	82.68
25	625	24.61	55	1375	54.13	85	2125	83.68
26	650	25.59	56	1400	55.12	86	2150	84.65
27	675	26.57	57	1425	56.1	87	2175	85.63
28	700	27.56	58	1450	57.09	88	2200	86.61
29	725	28.54	59	1475	58.07	89	2225	87.6
30	750	29.53	60	1500	59.06	90	2250	88.58
31	775	30.51	61	1525	60.04	96	2400	94.49
32	800	31.5	62	1550	61.02	120	3000	118.11
33	825	32.48	63	1575	62.01	126	3150	124.02
34	850	33.46	64	1600	62.99	144	3600	141.73
35	875	34.45	65	1625	63.96			