

USA /
Price List
Effective February 2024

Aroid
CONTRACT • CONTRAT
A GROUPE LACASSE BRAND

Table of Contents

About Arold/How to Use this Price List/ What about special products?	3
Seating collections	4-48
C.O.M./C.O.V. Policy	49
Custom Fabric Form	50
Terms and Conditions	51-52
Warranty	52
Sample Order	53

Quick Reference Index

Series	Series Abbrev.	Modular / Conference	Lounge / Classic sofas	Lounge / Modern sofas	Healthcare	Public Areas	Page
Bourbon	BB		•				4
Cube 100	CU1		•				5
Cube 200	CU2	•				•	6-9
Cube 300	CU3	•				•	10-16
Hip Hop	H	•				•	17-27
Hip Hop - High Back	H	•				•	27-31
Hip Hop - Junior	HJ	•				•	31-32
Orsay	RS			•			33
Pouf	PF	•				•	34
Sencha - Metal Legs	HM				•	•	35-39
Sencha - Wood Legs	HE				•	•	40-44
Sonoma	SO			•			45
Stad - Upholstered furniture	PD	•				•	46-48

All Arold products are manufactured to meet or exceed BIFMA X5.4 seating standards.

Important note: Any artistic, photographic, clerical, typographical and pricing errors and omissions in this price list are subject to correction. Prices and product specifications are subject to change without notice.

www.grounelacasse.com

ABOUT AROLD...

Arold is synonym of quality, craftsmanship and endless possibilities.

Great expertise and experience have been put together to develop products that will fit your needs and ignite the designer in you. No matter the space you are creating, may it be large or small, for public areas or healthcare facilities, Arold has the product you need.

We look forward to assist you with any questions and support your efforts to make Arold a prized brand under our already successful family of products.

Take a seat and feel the Arold difference.

WHAT ABOUT SPECIAL PRODUCTS?

Groupe Lacasse stands out for its unwavering commitment to flexibility and Arold is no exception. We can help you with non-standard furniture solutions to your specific environment, your special needs and your budget. Please contact **Groupe Lacasse Quotations Department** for an assessment of your request.



Arold products have achieved GREENGUARD GOLD Certification.

GREENGUARD Certified products are certified to GREENGUARD standards for low chemical emissions into indoor air during product usage. For more information, visit ul.com/gg.

HOW TO USE THIS PRICE LIST

Find the products you need

Refer to the **Table of Contents** to find the solutions you require.

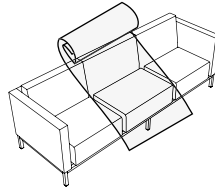
Pictures of various models are available on the Groupe Lacasse website (www.groupelacasse.com).

Specify the upholstery and finishes you want

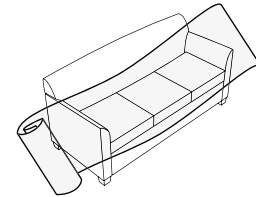
Once you've selected the products that meet your needs, refer to the appropriate upholstery and finish sections that can be found at www.groupelacasse.com and make a note of the applicable codes.

Refer to the **Sample Order** sections specific to each model to ensure integrity of order.

Application policy for upholsteries



Vertical alignment or standard position
(Up the roll)





Horizontal alignment
(Railroaded)

IMPORTANT:

Please note that upholsteries on all our commercial seats will be applied vertically (or standard), the same way the upholstery material unrolls. For reasons of size and optimization of the material, some of our collections with upholstered seats are upholstered horizontally (or with the selvage on top). With some exceptions, this is the opposite direction of the one illustrated in our upholstery cards. Below is a chart showing the direction rolls are applied on every product. You can also consult the symbols under the icons of products shown in this price list.

Direction in which rolls are applied, according to collection

Up the roll 	Railroaded 
Cube 100	Bourbon
Cube 200	Cube 300
Orsay	Hip Hop
Pouf	Hip Hop - High Back
Sencha - Metal Legs	Hip Hop - Junior
Sencha - Wood Legs	Sonoma
Stad - Soft Seating	

Submit your order

Fax: Groupe Lacasse LLC

Attn: Order Entry

1-800-363-5474

Email: oecc@groupelacasse.com

Contact us if you have questions

Making sure you get what you need – on time and accurately – is our first priority. Should you ever have questions, please feel free to contact the Customer Service department.

Telephone: 1-888-522-2773

Email: customerservice@groupelacasse.com

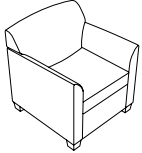
SPECIFICATIONS

- All models ship assembled.
- Available in one tone only.

- Please consult page 53 for frame finishes.
- C.O.M./C.O.V. available. Please refer to page 49.

SAMPLE ORDER: BB2-ML-DN04

BB1




One upholstery:
C.O.M.: 5.6 yd – 5,1 m

Description	Dimensions	(in)	(mm)	Dimensions	(in)	(mm)
Armchair	Seat width	22	559	Overall width	32	813
Aluminum legs	Seat depth	21 ½	546	Overall depth	33	838
	Seat height	17 ¼	438	Overall height	37	940
	Back height	16	432			

Model	Frame	Upholstery / List (\$)	
BB1	ML Std	Grade 1	2,670
		Grade 2	2,707
		Grade 3	2,832
		Grade 4	2,937
		Grade 5	3,101
		Grade 6	3,413
		Grade 7	4,477
		Grade 8	3,779

BB2

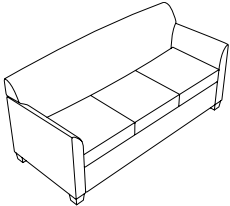


One upholstery:
C.O.M.: 7.6 yd – 6,9 m

Description	Dimensions	(in)	(mm)	Dimensions	(in)	(mm)
Loveseat	Seat width	44	1100	Overall width	54	1372
Aluminum legs	Seat depth	21 ½	546	Overall depth	33	838
	Seat height	17 ¼	438	Overall height	37	940
	Back height	16	432			

Model	Frame	Upholstery / List (\$)	
BB2	ML Std	Grade 1	3,435
		Grade 2	3,481
		Grade 3	3,651
		Grade 4	3,793
		Grade 5	4,016
		Grade 6	4,439
		Grade 7	6,581
		Grade 8	4,923

BB3



One upholstery:
C.O.M.: 10.4 yd – 9,5 m

Description	Dimensions	(in)	(mm)	Dimensions	(in)	(mm)
Sofa	Seat width	66	1676	Overall width	76	1930
Aluminum legs	Seat depth	21 ½	546	Overall depth	33	838
	Seat height	17 ¼	438	Overall height	37	940
	Back height	16	432			

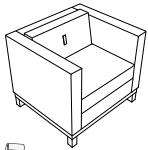
Model	Frame	Upholstery / List (\$)	
BB3	ML Std	Grade 1	4,187
		Grade 2	4,245
		Grade 3	4,493
		Grade 4	4,678
		Grade 5	4,982
		Grade 6	5,564
		Grade 7	8,864
		Grade 8	6,233

SPECIFICATIONS

- All models ship assembled.
- Fabric/fabric, fabric/vinyl and vinyl/vinyl dual upholstery is available. The first upholstery code is the backrest and a seat cushion, the second upholstery code is for the arms and structure.
- If dual upholstery combination is from two different grades, list price is the highest grade of the two.
- Higher back optional feature adds 3" (76 mm) to the back cushion only.
- Tablet arm cannot be retrofitted on existing model.
- A silver optional electrical module composed of one electrical outlet, one USB-A and one USB-C ports can be installed in factory on the seat's structure and will be placed on the front right, once seated.
- Steel support belt.
- Levelers allow up to 1 ½" (38 mm) height adjustment.
- Please refer to your Lacasse Sampler for laminate choices.
- Please consult page 53 for frame finishes.
- C.O.M./C.O.V. available. Please refer to page 49.
- For an example of a combination of upholsteries, please see the Cube 300 on page 10.

SAMPLE ORDER: CU110-E8-DN02-DN04-SA-TAL-TWT-DH

CU110

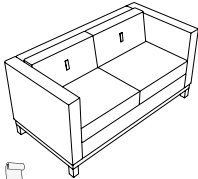


One upholstery – upholsteries 1/2:
C.O.M.: 5.4 yd – 5 m
Dual upholstery – upholstery 1:
C.O.M.: 2.5 yd – 2,3 m
Dual upholstery – upholstery 2:
C.O.M.: 3.8 yd – 3,5 m

Description		Dimensions (in)		Dimensions (mm)		Dimensions (in)		Dimensions (mm)	
Armchair		Seat width	24	609	Overall width	32 ¾	832		
Metal base included		Seat depth	18 ½	470	Overall depth	29 ½	750		
		Seat height	17 ¼	438	Overall height	28	712		
		Back height	10 ¾	273					

Model	Frame	Upholstery / List (\$)	Button (\$)		Tablet arm (\$)		Tablet finish	Other options (\$)					
CU110	E8 Std	Grade 1	2,179	A	Std	NA	Std	NA	Std	Electrical module:			
		Grade 2	2,217	SA	N/C	TAL	640	Specify laminate code	DH	3" higher	67		
		Grade 3	2,343			TAR	640				Electrical module:		
		Grade 4	2,440								PCS	Silver	892
		Grade 5	2,595								Contrast stitching:		
		Grade 6	2,900								CSB	Black	67
		Grade 7	4,463								CSW	White	67
		Grade 8	3,249										

CU120

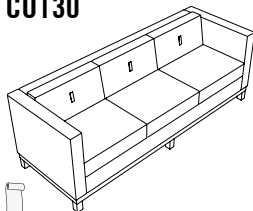


One upholstery – upholsteries 1/2:
C.O.M.: 8.5 yd – 7,8 m
Dual upholstery – upholstery 1:
C.O.M.: 5.1 yd – 4,6 m
Dual upholstery – upholstery 2:
C.O.M.: 4.8 yd – 4,4 m

Description		Dimensions (in)		Dimensions (mm)		Dimensions (in)		Dimensions (mm)	
Loveseat		Seat width	48	1219	Overall width	56 ½	1535		
Metal base included		Seat depth	18 ½	470	Overall depth	29 ½	750		
		Seat height	17 ¼	438	Overall height	28	712		
		Back height	10 ¾	273					

Model	Frame	Upholstery / List (\$)	Button (\$)		Tablet arm (\$)		Tablet finish	Other options (\$)					
CU120	E8 Std	Grade 1	3,331	A	Std	NA	Std	NA	Std	Electrical module:			
		Grade 2	3,383	SA	N/C	TAL	640	Specify laminate code	DH	3" higher	134		
		Grade 3	3,584			TAR	640				Electrical module:		
		Grade 4	3,733								PCS	Silver	892
		Grade 5	3,985								Contrast stitching:		
		Grade 6	4,463								CSB	Black	134
		Grade 7	6,744								CSW	White	134
		Grade 8	5,013										

CU130



One upholstery – upholsteries 1/2:
C.O.M.: 10.8 yd – 9,9 m
Dual upholstery – upholstery 1:
C.O.M.: 7.6 yd – 6,9 m
Dual upholstery – upholstery 2:
C.O.M.: 5.9 yd – 5,4 m

Description		Dimensions (in)		Dimensions (mm)		Dimensions (in)		Dimensions (mm)	
Sofa		Seat width	71 ½	1816	Overall width	79 ½	2019		
Metal base included		Seat depth	18 ½	470	Overall depth	29 ½	750		
		Seat height	17 ¼	438	Overall height	28	712		
		Back height	10 ¾	273					

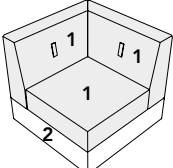
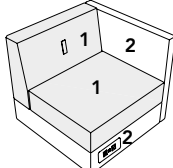
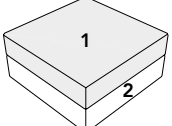
Model	Frame	Upholstery / List (\$)	Button (\$)		Tablet arm (\$)		Tablet finish	Other options (\$)					
CU130	E8 Std	Grade 1	4,373	A	Std	NA	Std	NA	Std	Electrical module:			
		Grade 2	4,439	SA	N/C	TAL	640	Specify laminate code	DH	3" higher	200		
		Grade 3	4,685			TAR	640				Electrical module:		
		Grade 4	4,886								PCS	Silver	892
		Grade 5	5,198								Contrast stitching:		
		Grade 6	5,801								CSB	Black	200
		Grade 7	9,676								CSW	White	200
		Grade 8	6,500										

SPECIFICATIONS

- Storage units and tables ship assembled. Minimum assembly is required to mount units to the base.
- Fabric/fabric, fabric/vinyl and vinyl/vinyl dual upholstery is available. The first upholstery code is the backrest and a seat cushion, the second upholstery code is for the arms and structure. As for the ottoman, the first upholstery code is seat cushion, the second upholstery code is for the structure.
- If dual upholstery combination is from two different grades, list price is the highest grade of the two.
- Higher back optional feature adds 3" (76 mm) to the back cushion only.
- Tablet arm cannot be retrofitted on existing model.
- Electrical modules in Metallic Silver or Black feature two electrical outlets and two 2.1 USB ports. If the optional module is selected, it will

be placed on the front right, once seated. On a covered storage module, the electrical module is placed in the middle of the surface.

- Steel support belt.
- Levelers allow up to 1 ½" (38 mm) height adjustment.
- Please refer to your Lacasse Sampler for laminate choices.
- Please consult page 53 for frame finishes.
- C.O.M./C.O.V. available. Please refer to page 49.



DUAL UPHOLSTERY APPLICATION



SAMPLE ORDER: CU201-DN02-DN04-PCK

1
2

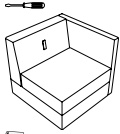
MODULAR SEATING

SAMPLE ORDER: CU201-DN02-DN04-PCK

CU201	Description		Dimensions		Dimensions		
	(in)	(mm)	(in)	(mm)			
  One upholstery – upholsteries 1/2: C.O.M.: 1.6 yd – 1,5 m Dual upholstery – upholstery 1: C.O.M.: 0.98 yd – 0,9 m Dual upholstery – upholstery 2: C.O.M.: 0.66 yd – 0,6 m	Ottoman	Seat width	24 ½	622	Overall width (with base)	24 ½	622
		Seat depth	24 ½	622	Overall depth (with base)	24 ½	622
		Seat height	17 ¾	438	Overall height (with base)	17 ¾	438
Model	Upholstery / List (\$)		Other options (\$)				
CU201	Grade 1	803	Electrical module:				
	Grade 2	820	PCK	Black	892		
	Grade 3	855	PCS	Silver	892		
	Grade 4	892	Contrast stitching:				
	Grade 5	942	CSB	Black	67		
	Grade 6	1,042	CSW	White	67		
	Grade 7	1,555					
	Grade 8	1,160					

CU202	Description		Dimensions		Dimensions		
	(in)	(mm)	(in)	(mm)			
  One upholstery – upholsteries 1/2: C.O.M.: 2.7 yd – 2,45 m Dual upholstery – upholstery 1: C.O.M.: 2 yd – 1,9 m Dual upholstery – upholstery 2: C.O.M.: 0.66 yd – 0,6 m	Armless chair	Seat width	24 ½	622	Overall width (with base)	24 ½	622
		Seat depth	18 ½	470	Overall depth (with base)	24 ½	622
		Seat height	17 ¾	438	Overall height (with base)	28	712
		Back height	10 ¾	273			
	Model	Upholstery / List (\$)		Button (\$)		Other options (\$)	
CU202	Grade 1	1,256	A	Std	Back height:		
	Grade 2	1,280	SA	N/C	DH	3" higher	67
	Grade 3	1,338	Electrical module:				
	Grade 4	1,383	PCK	Black	67		
	Grade 5	1,457	PCS	Silver	67		
	Grade 6	1,606	Contrast stitching:				
	Grade 7	2,418	CSB	Black	892		
	Grade 8	1,779	CSW	White	892		

CU203

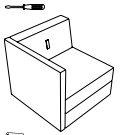


One upholstery – upholsteries 1/2:
C.O.M.: 3.1 yd – 2,85 m
Dual upholstery – upholstery 1:
C.O.M.: 2 yd – 1,85 m
Dual upholstery – upholstery 2:
C.O.M.: 2.2 yd – 2 m

Description	Dimensions (in)	(mm)	Dimensions (in)	(mm)		
Left-side armchair	Seat width	22	558	Overall width (with base)	24 ½	622
	Seat depth	18 ½	470	Overall depth (with base)	24 ½	622
	Seat height	17 ¼	438	Overall height (with base)	28	712
	Back height	10 ¾	273			

Model	Upholstery / List (\$)	Button (\$)	Tablet arm (\$)	Tablet finish	Other options (\$)	
CU203	Grade 1	1,509	A Std	NA Std	NA Std	Back height: DH 3" higher 67
	Grade 2	1,532	SA N/C	TAL 640	Specify laminate code	
	Grade 3	1,606				Electrical module: PCK Black 892 PCS Silver 892
	Grade 4	1,673				
	Grade 5	1,770				Contrast stitching: CSB Black 67 CSW White 67
	Grade 6	1,964				
	Grade 7	2,670				
	Grade 8	2,187				

CU204

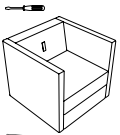


One upholstery – upholsteries 1/2:
C.O.M.: 3.1 yd – 2,85 m
Dual upholstery – upholstery 1:
C.O.M.: 2 yd – 1,85 m
Dual upholstery – upholstery 2:
C.O.M.: 2.2 yd – 2 m

Description	Dimensions (in)	(mm)	Dimensions (in)	(mm)		
Right-side armchair	Seat width	22	712	Overall width (with base)	24 ½	622
	Seat depth	18 ½	470	Overall depth (with base)	24 ½	622
	Seat height	17 ¼	438	Overall height (with base)	28	712
	Back height	10 ¾	273			

Model	Upholstery / List (\$)	Button (\$)	Tablet arm (\$)	Tablet finish	Other options (\$)	
CU204	Grade 1	1,509	A Std	NA Std	NA Std	Back height: DH 3" higher 67
	Grade 2	1,532	SA N/C	TAR 640	Specify laminate code	
	Grade 3	1,606				Electrical module: PCK Black 892 PCS Silver 892
	Grade 4	1,673				
	Grade 5	1,770				Contrast stitching: CSB Black 67 CSW White 67
	Grade 6	1,964				
	Grade 7	2,670				
	Grade 8	2,187				

CU205

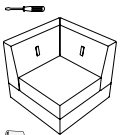


One upholstery – upholsteries 1/2:
C.O.M.: 4 yd – 3,7 m
Dual upholstery – upholstery 1:
C.O.M.: 1.9 yd – 1,75 m
Dual upholstery – upholstery 2:
C.O.M.: 2.6 yd – 2,4 m

Description	Dimensions (in)	(mm)	Dimensions (in)	(mm)		
Armchair	Seat width	18	457	Overall width (with base)	24 ½	622
	Seat depth	18 ½	470	Overall depth (with base)	24 ½	622
	Seat height	17 ¼	438	Overall height (with base)	28	712
	Back height	10 ¾	273			

Model	Upholstery / List (\$)	Button (\$)	Tablet arm (\$)	Tablet finish	Other options (\$)	
CU205	Grade 1	1,756	A Std	NA Std	NA Std	Back height: DH 3" higher 67
	Grade 2	1,779	SA N/C	TAL 640	Specify laminate code	
	Grade 3	1,873		TAR 640		Electrical module: PCK Black 892 PCS Silver 892
	Grade 4	1,948				
	Grade 5	2,074				Contrast stitching: CSB Black 67 CSW White 67
	Grade 6	2,305				
	Grade 7	3,220				
	Grade 8	2,574				

CU206



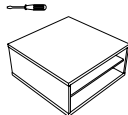
One upholstery – upholsteries 1/2:
C.O.M.: 3.2 yd – 2,95 m
Dual upholstery – upholstery 1:
C.O.M.: 2.9 yd – 2,65 m
Dual upholstery – upholstery 2:
C.O.M.: 0.33 yd – 0,3 m

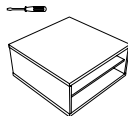
Description	Dimensions (in)	(mm)	Dimensions (in)	(mm)		
Corner armchair	Seat width	18 ½	470	Overall width (with base)	24 ½	622
	Seat depth	18 ½	470	Overall depth (with base)	24 ½	622
	Seat height	17 ¼	438	Overall height (with base)	28	712
	Back height	10 ¾	273			


Model	Upholstery / List (\$)	Button (\$)	Other options (\$)	
CU206	Grade 1	1,687	A Std	Back height: DH 3" higher 67
	Grade 2	1,711	SA N/C	
	Grade 3	1,792		Contrast stitching: CSB Black 67 CSW White 67
	Grade 4	1,860		
	Grade 5	1,964		
	Grade 6	2,164		
	Grade 7	3,026		
	Grade 8	2,387		


STORAGE UNITS

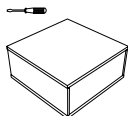
SAMPLE ORDER: CU2-TS-SNO

	CU2-TS			Description	Dimensions	(in)	(mm)
				Single access storage unit Metal base not included	Overall width (with base)	24 ½	622
					Overall depth (with base)	24 ½	622
					Overall height (with base)	17 ¼	438
Model		List (\$)	Laminate finish				
CU2-TS		617	Specify code				

	CU2-TD			Description	Dimensions	(in)	(mm)
				Double access storage unit Metal base not included	Overall width (with base)	24 ½	622
					Overall depth (with base)	24 ½	622
					Overall height (with base)	17 ¼	438
Model		List (\$)	Laminate finish				
CU2-TD		669	Specify code				

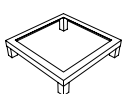
	CU2-TSP			Description	Dimensions	(in)	(mm)
				Single access storage unit with doors Metal base not included	Overall width (with base)	24 ½	622
					Overall depth (with base)	24 ½	622
					Overall height (with base)	17 ¼	438
Model		List (\$)	Laminate finish				
CU2-TSP		758	Specify code				

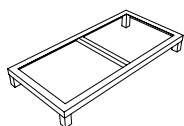
	CU2-TDP			Description	Dimensions	(in)	(mm)
				Double access storage unit with doors Metal base not included	Overall width (with base)	24 ½	622
					Overall depth (with base)	24 ½	622
					Overall height (with base)	17 ¼	438
Model		List (\$)	Laminate finish				
CU2-TDP		832	Specify code				

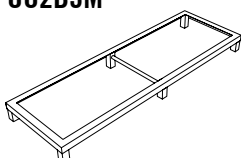
	CU2-TF			Description	Dimensions	(in)	(mm)
				Closed unit Metal base not included	Overall width (with base)	24 ½	622
					Overall depth (with base)	24 ½	622
					Overall height (with base)	17 ¼	438
Model		List (\$)	Laminate finish	Other options (\$)			
CU2-TF		580	Specify code	PCK Black 892 PCS Silver 892			

METAL BASES FOR MODULAR SEATING AND MODULAR STORAGE

SAMPLE ORDER: CU2B2M-E8

	CU2B1M			Description	Dimensions	(in)	(mm)
				Single-section metal base Hardware included	Overall width	23 ¾	603
					Overall depth	23 ¾	603
					Overall height	5 ⅞	136
Model		Frame	List (\$)				
CU2B1M		E3 Std E8 N/C	395				

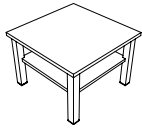
	CU2B2M			Description	Dimensions	(in)	(mm)
				Double-section metal base Hardware included	Overall width	48 ¾	1226
					Overall depth	23 ¾	603
					Overall height	5 ⅞	136
Model		Frame	List (\$)				
CU2B2M		E3 Std E8 N/C	478				

	CU2B3M			Description	Dimensions	(in)	(mm)
				Triple-section metal base Hardware included	Overall width	72 ¾	1848
					Overall depth	23 ¾	603
					Overall height	5 ⅞	136
Model		Frame	List (\$)				
CU2B3M		E3 Std E8 N/C	619				

TABLES

SAMPLE ORDER: CU2-T2424-E8-FOS

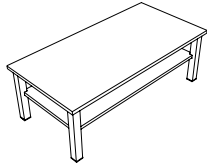
CU2-T2424



Description	Dimensions	(in)	(mm)
Square table	Overall width	24 ½	622
	Overall depth	24 ½	622
	Overall height	17 ¼	438

Model	Frame	List (\$)	Laminate finish
CU2-T2424	E3 Std	625	Specify code
	E8 N/C		

CU2-T2448



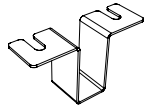
Description	Dimensions	(in)	(mm)
Rectangular table	Overall width	49	1245
	Overall depth	24 ½	622
	Overall height	17 ¼	438

Model	Frame	List (\$)	Laminate finish
CU2-T2448	E3 Std	745	Specify code
	E8 N/C		

ACCESSORIES FOR METAL BASES

SAMPLE ORDER: GANG2

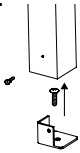
GANG2



Description
Ganging device
Includes 2 ganging devices
Can gang 2 modules together

Model	List (\$)
GANG2	44

FIX2



Description
Floor anchors
Includes 2 anchors
Can anchor 2 legs on floor

Model	List (\$)
FIX2	44

SPECIFICATIONS

Modular components

- Modular seating is available in fabric / fabric, fabric / vinyl and vinyl / vinyl dual upholstery. The first upholstery code (1) is the backrest and a seat cushion, the second upholstery code (2) is for the arms and structure. As for the ottoman, the first upholstery code (1) is the seat cushion, the second upholstery code (2) is for the structure.
- If dual upholstery combination is from two different grades, list price is the highest grade of the two.
- A 5/8" (16 mm) thick retractable laminate tablet arm is offered for armchairs and can be installed on the left or right side. It cannot be retrofitted on existing models.
- Modular surfaces, tables and storage as well as complementary furniture and tables are all shipped unassembled and have metal-to-metal assemblies to maintain integrity of the product, ease of assembly and reconfiguration. These pieces of furniture are identified by a screwdriver.
- An optional electrical module composed of one electrical outlet, one USB-A and one USB-C ports can be installed in factory on the seat's structure and will be placed on the front right, once seated.
- This same module is offered as an option for the top of certain tables or storage modules and requires installation on site. The module has a 120" (3048 mm) cable with wall plug and is offered in Silver or Black finishes.
- Seats, storage modules and privacy screens must absolutely be installed on a metal base.

Upholstery and Finishes

- Refer to the Lacasse upholstery selection guide for available upholsteries.
- C.O.M./C.O.V. available. Please refer to page 49.
- All laminate products are offered in 1 tone only. Refer to your Lacasse Sampler for laminate choices.

Bases and Assembly

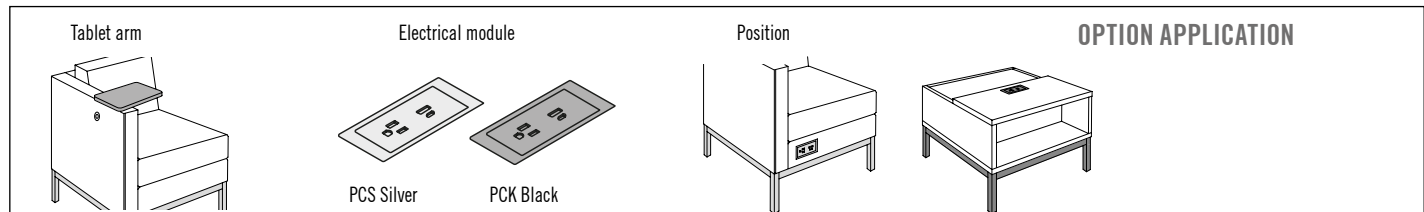
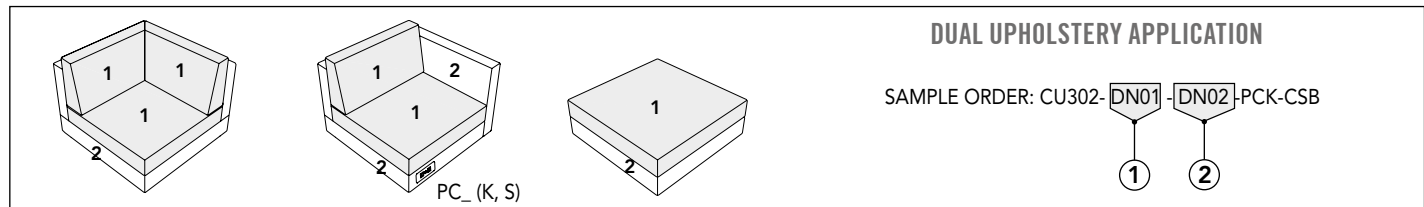
- The steel bases have levelers that allow height adjustment of up to 1½" (38 mm) and are offered in Silver (E8) or Black (E3) finishes.
- Modular elements can be oriented as desired, without any restrictions on the bases.
- Seating units are fixed to the base using wood screws. Laminate tops, tables and storage are attached using machine bolts.
- Ganging brackets and floor anchors are available to secure the assembly of bases in a layout. Adding a screen could limit the use of a ganging bracket.

Privacy Screens

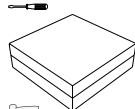
- Felt or fabric divider screens are attached to the bases using screen brackets and only on modular seats with a backrest or with one or two armrests. Please take into account the added screen thickness (1" or 25 mm) in your layout.

QuickShip Program

- Visit the QuickShip Program on our website for available models.



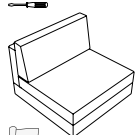
CU301



One upholstery – upholsteries 1/2:
C.O.M.: 2.02 yd – 1,86 m
Dual upholstery – upholstery 1:
C.O.M.: 1.87 yd – 1,72 m
Dual upholstery – upholstery 2:
C.O.M.: 0.95 yd – 0,87 m

Description		Dimensions (in) (mm)		Dimensions (in) (mm)	
Ottoman		Seat width	30 ½ 775	Overall width (with base)	30 ½ 775
		Seat depth	30 ½ 775	Overall depth (with base)	30 ½ 775
		Seat height	14 ¾ 357	Overall height (with base)	18 457
Model	Upholstery / List (\$)	Other options (\$)			
CU301	Grade 1	967	Electrical module:		
	Grade 2	972	PCK Black	892	
	Grade 3	1,026	PCS Silver	892	
	Grade 4	1,065	Contrast stitching:		
	Grade 5	1,122	CSB Black	67	
	Grade 6	1,242	CSW White	67	
	Grade 7	1,809			
	Grade 8	1,375			

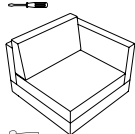
CU302



One upholstery – upholsteries 1/2:
C.O.M.: 3.86 yd – 3,54 m
Dual upholstery – upholstery 1:
C.O.M.: 1,95 yd – 1,79 m
Dual upholstery – upholstery 2:
C.O.M.: 1.99 yd – 1,83 m

Description		Dimensions (in) (mm)		Dimensions (in) (mm)	
Armless chair		Seat width	30 ½ 775	Overall width (with base)	30 ½ 775
		Seat depth	19 ¾ 502	Overall depth (with base)	30 ½ 775
		Seat height	18 457	Overall height (with base)	32 ¾ 832
		Back height	14 ¾ 375		
Model	Upholstery / List (\$)	Other options (\$)			
CU302	Grade 1	1,517	Electrical module:		
	Grade 2	1,539	PCK Black	892	
	Grade 3	1,643	PCS Silver	892	
	Grade 4	1,716	Contrast stitching:		
	Grade 5	1,845	CSB Black	67	
	Grade 6	2,089	CSW White	67	
	Grade 7	2,922			
	Grade 8	2,366			

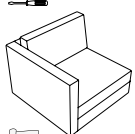
CU303



One upholstery – upholsteries 1/2:
C.O.M.: 4.65 yd – 4,27 m
Dual upholstery – upholstery 1:
C.O.M.: 1.89 yd – 1,74 m
Dual upholstery – upholstery 2:
C.O.M.: 2.96 yd – 2,72 m

Description		Dimensions (in) (mm)		Dimensions (in) (mm)	
Left-side armchair		Seat width	27 686	Overall width (with base)	30 ½ 775
		Seat depth	19 ¾ 502	Overall depth (with base)	30 ½ 775
		Seat height	18 457	Overall height (with base)	32 ¾ 832
		Back height	14 ¾ 375		
Model	Upholstery / List (\$)	Tablet arm (\$)		Tablet finish	Other options (\$)
CU303	Grade 1	1,741	NA No tablet	Std	Electrical module:
	Grade 2	1,770	TAL Tablet arm on left	640	
	Grade 3	1,881			PCS Silver 892
	Grade 4	1,971	Contrast stitching:		
	Grade 5	2,107			CSB Black 67
	Grade 6	2,371			CSW White 67
	Grade 7	3,956			
	Grade 8	2,677			

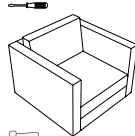
CU304



One upholstery – upholsteries 1/2:
C.O.M.: 4.65 yd – 4,27 m
Dual upholstery – upholstery 1:
C.O.M.: 1.89 yd – 1,74 m
Dual upholstery – upholstery 2:
C.O.M.: 2.96 yd – 2,72 m

Description		Dimensions (in) (mm)		Dimensions (in) (mm)	
Right-side armchair		Seat width	27 686	Overall width (with base)	30 ½ 775
		Seat depth	19 ¾ 502	Overall depth (with base)	30 ½ 775
		Seat height	18 457	Overall height (with base)	32 ¾ 832
		Back height	14 ¾ 375		
Model	Upholstery / List (\$)	Tablet arm (\$)		Tablet finish	Other options (\$)
CU304	Grade 1	1,741	NA No tablet	Std	Electrical module:
	Grade 2	1,770	TAR Tablet arm on right	640	
	Grade 3	1,881			PCS Silver 892
	Grade 4	1,971	Contrast stitching:		
	Grade 5	2,107			CSB Black 67
	Grade 6	2,371			CSW White 67
	Grade 7	3,956			
	Grade 8	2,677			

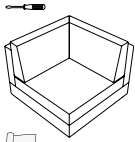
CU305



One upholstery – upholsteries 1/2:
C.O.M.: 4.86 yd – 4,46 m
Dual upholstery – upholstery 1:
C.O.M.: 1.97 yd – 1,80 m
Dual upholstery – upholstery 2:
C.O.M.: 3.27 yd – 3,00 m

Description		Dimensions (in) (mm)		Dimensions (in) (mm)	
Armchair		Seat width	24 610	Overall width (with base)	30 ½ 775
		Seat depth	19 ¾ 502	Overall depth (with base)	30 ½ 775
		Seat height	18 457	Overall height (with base)	32 ¾ 832
		Back height	14 ¾ 375		
Model	Upholstery / List (\$)	Tablet arm (\$)		Tablet finish	Other options (\$)
CU305	Grade 1	1,985	NA No tablet	Std	Electrical module:
	Grade 2	2,014	TAL Tablet arm on left or	640	
	Grade 3	2,143	TAR Tablet arm on right	640	PCS Silver 892
	Grade 4	2,238	Contrast stitching:		
	Grade 5	2,401			CSB Black 67
	Grade 6	2,700			CSW White 67
	Grade 7	4,298			
	Grade 8	3,049			

CU306

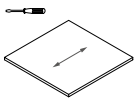


One upholstery – upholst^{er}ies 1/2:
C.O.M.: 4.93 yd – 4,52 m
Dual upholstery – upholst^{er}ies 1:
C.O.M.: 2.73 yd – 2,51 m
Dual upholstery – upholst^{er}ies 2:
C.O.M.: 2.81 yd – 2,57 m

Description		Dimensions (in) (mm)		Dimensions (in) (mm)	
Corner armchair		Seat width	19 ¾ 502	Overall width (with base)	30 ½ 775
		Seat depth	19 ¾ 502	Overall depth (with base)	30 ½ 775
		Seat height	18 457	Overall height (with base)	32 ¾ 832
		Back height	14 ¾ 375		
Model	Upholstery / List (\$)	Other options (\$)			
CU306	Grade 1	2,001	Contrast stitching:		
	Grade 2	2,031	CSB Black 67		
	Grade 3	2,156	CSW White 67		
	Grade 4	2,254			
	Grade 5	2,418			
	Grade 6	2,714			
	Grade 7	4,172			
	Grade 8	3,064			

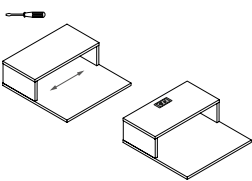
MODULAR STORAGE

CU1NNN-SQ30



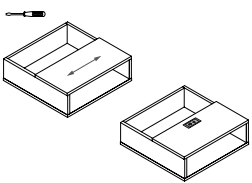
Description		Dimensions (in) (mm)	
Square surface		1" (25mm) thick laminate Smooth edge (N) 1 tone only	Overall width (with base) 30 ½ 775 Overall depth (with base) 30 ½ 775 Overall height (with base) 8 ¾ 222
Model	List (\$)	Laminate finish	
CU1NNN-SQ30	219	Specify laminate code	

CU1NN-STE3010



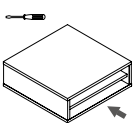
Description		Dimensions (in) (mm)	
Table module, 2 levels Lateral storage		1 tone only	Overall width (with base) 30 ½ 775 Overall depth (with base) 30 ½ 775 Overall height (with base) 17 ¾ 451
Model	List (\$)	Laminate finish	
CU1NNN-STE3010	669	Specify laminate code	
Models with electrical module		List (\$)	Laminate finish
CU1NNK-STE3010PC	Black accent	1,189	Specify laminate code
CU1NNS-STE3010PC	Silver accent		

CU1NN-STT3010



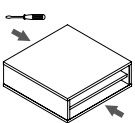
Description		Dimensions (in) (mm)	
Table module, side and top access		1 tone only	Overall width (with base) 30 ½ 775 Overall depth (with base) 30 ½ 775 Overall height (with base) 17 ¾ 451
Model	List (\$)	Laminate finish	
CU1NNN-STT3010	779	Specify laminate code	
Models with electrical module		List (\$)	Laminate finish
CU1NNK-STT3010PC	Black accent	1,299	Specify laminate code
CU1NNS-STT3010PC	Silver accent		

CU1NNN-TS3010



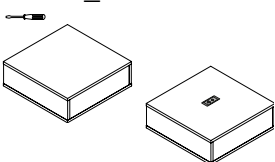
Description		Dimensions (in) (mm)	
Table module, magazine shelf on 1 side Adjustable shelf		1 tone only	Overall width (with base) 30 ½ 775 Overall depth (with base) 30 ½ 775 Overall height (with base) 17 ¾ 457
Model	List (\$)	Laminate finish	
CU1NNN-TS3010	789	Specify laminate code	

CU1NNN-TD3010



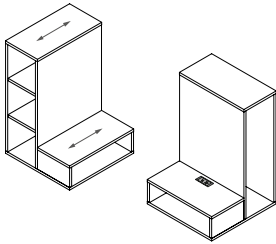
Description		Dimensions (in) (mm)	
Table module, magazine shelf on 2 sides 2 adjustable shelves		1 tone only	Overall width (with base) 30 ½ 775 Overall depth (with base) 30 ½ 775 Overall height (with base) 17 ¾ 451
Model	List (\$)	Laminate finish	
CU1NNN-TD3010	879	Specify laminate code	

CU1NN-TF3010



Description		Dimensions (in) (mm)	
Table module, fully closed Cutout under		1 tone only	Overall width (with base) 30 ½ 775 Overall depth (with base) 30 ½ 775 Overall height (with base) 17 ¾ 451
Model	List (\$)	Laminate finish	
CU1NNN-TF3010	829	Specify laminate code	
Models with electrical module		List (\$)	Laminate finish
CU1NNK-TF3010PC	Black accent	1,299	Specify laminate code
CU1NNS-TF3010PC	Silver accent		

CU1NN_-ST3054BVR



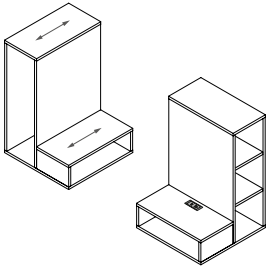
Description
 Storage module, shared
 Open wardrobe on right with 1 double hook
 Fixed shelves on the side
 Side storage at the bottom

1 tone only
 Double hook, Black or Silver finish

Dimensions	(in)	(mm)
Overall width (with base)	30 ½	775
Overall depth (with base)	30 ½	775
Overall height (with base)	54	1372

Model	List (\$)	Laminate finish
CU1NNK-ST3054BVR Black accent	1,249	Specify laminate code
CU1NNS-ST3054BVR Silver accent		
Models with electrical module	List (\$)	Laminate finish
CU1NNK-ST3054BVRPC Black accent	1,799	Specify laminate code
CU1NNS-ST3054BVRPC Silver accent		

CU1NN_-ST3054BVL



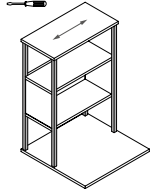
Description
 Storage module, shared
 Open wardrobe on left with 1 double hook
 Fixed shelves on the side
 Side storage at the bottom

1 tone only
 Double hook, Black or Silver finish

Dimensions	(in)	(mm)
Overall width (with base)	30 ½	775
Overall depth (with base)	30 ½	775
Overall height (with base)	54	1372

Models	List (\$)	Laminate finish
CU1NNK-ST3054BVL Black accent	1,249	Specify laminate code
CU1NNS-ST3054BVL Silver accent		
Models with electrical module	List (\$)	Laminate finish
CU1NNK-ST3054BVLPC Black accent	1,799	
CU1NNK-ST3054BVLPC Black accent		

CU1NN_-EB305416



Description
 Bookcase module, with surface
 Middle section closed with back
 Painted metal frame, Black or Silver finish
 Shipped in 2 boxes

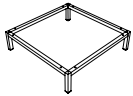
1 tone only
 Fixed shelves

Dimensions	(in)	(mm)
Overall width (with base)	30 ½	775
Overall depth (with base)	30 ½	775
Overall height (with base)	54	1372

Models	List (\$)	Laminate finish
CU1NNK-EB305416 Black frame	1,599	Specify laminate code
CU1NNS-EB305416 Silver frame		

METAL BASES - FOR MODULAR SEATING AND MODULAR STORAGE

CU3B1M



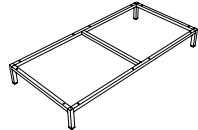
Description
 Single-section metal base
 Black or Silver finish
 Hardware included

1 ¼" (32mm) thick tubular steel

Dimensions	(in)	(mm)
Overall width	29 ¾	756
Overall depth	29 ¾	756
Overall height	7 ¾	197

Model	Frame	List (\$)
CU3B1M	E3 Black Std E8 Silver N/C	608

CU3B2M



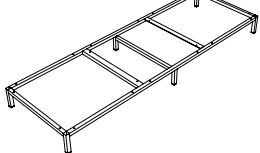
Description
 Double-section metal base
 Black or Silver finish
 Hardware included

1 ¼" (32mm) thick tubular steel

Dimensions	(in)	(mm)
Overall width	60 ¾	1530
Overall depth	29 ¾	756
Overall height	7 ¾	197

Model	Frame	List (\$)
CU3B2M	E3 Black Std E8 Silver N/C	765

CU3B3M



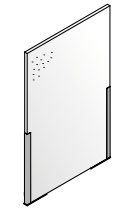
Description
 Triple-section metal base
 Black or Silver finish
 Hardware included

1 ¼" (32mm) thick tubular steel

Dimensions	(in)	(mm)
Overall width	90 ¾	2306
Overall depth	29 ¾	756
Overall height	7 ¾	197

Model	Frame	List (\$)
CU3B3M	E3 Black Std E8 Silver N/C	1,074

CUNNN_-PSF3054



One upholstery – upholsteries 1/2:
C.O.M.: 1.9 yd – 1,7 m

Description		Dimensions	(in)	(mm)
Divider screen covered in upholstery	1 tone only	Width	29 3/8	746
To install on a Cube 300 metal base	Shipped in 2 boxes	Depth	1	25
Non-tackable, non removable cover		Height	46 1/2	1180
Painted metal screen brackets included		Overall height (with brackets)	53	1346
Model	Upholstery / List (\$)			
CUNNNK-PSF3054	Black accent	Grade 1	879	
CUNNNS-PSF3054	Silver accent	Grade 2	919	
		Grade 3	959	
		Grade 4	1,009	
		Grade 5	1,069	
		Grade 6	1,209	
		Grade 8	1,369	

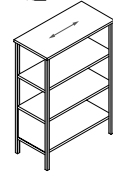
CUNNN_-PSFF3054



Description		Dimensions	(in)	(mm)
Felt divider screen	1 tone only	Width	29 3/8	746
To install on a Cube 300 metal base	Shipped in 2 boxes	Depth	1	25
Non-tackable		Height	46 1/2	1180
Painted metal screen brackets included		Overall height (with brackets)	53	1346
Model	List (\$)	Felt finish		
CUNNNK-PSFF3054	Black accent	FCH Charcoal	1,499	
CUNNNS-PSFF3054	Silver accent	FGR Silver Grey		

COMPLEMENTARY FURNITURE

CU1NN_-B365418




Description		Dimensions	(in)	(mm)
Freestanding bookcase	Fixed shelves	Overall width (with base)	36	900
Bottom closed section with back	1 tone only	Overall depth (with base)	18	450
Painted metal frame, Black or Silver finish		Height depth (with base)	54	1363
Shipped in 2 boxes				
Model	List (\$)	Laminate finish		
CU1NNK-B365418	Black frame	Specify laminate code	1,799	
CU1NNS-B365418	Silver frame			

CU1NN_-MB365718



Description		Dimensions	(in)	(mm)
Mobile bookcase	1 tone only	Overall width	36	900
Bottom closed section with back	Fixed shelves	Overall depth	18	450
Painted metal frame, Black or Silver finish	Shipped in 2 boxes	Overall height	57	1437
4 casters with brake				
Model	List (\$)	Laminate finish		
CU1NNK-MB365718	Black frame	Specify laminate code	1,859	
CU1NNS-MB365718	Silver frame			

CU1NN_-AV485720



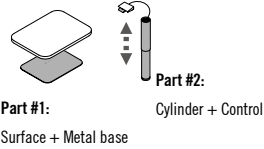
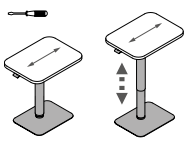
Description		Dimensions	(in)	(mm)
Freestanding media unit	1 tone only	Overall width (with base)	24 1/2	622
Bottom closed section with back	Fixed shelves	Overall depth (with base)	24 1/2	622
Painted metal frame, Black or Silver finish	Shipped in 2 boxes	Height depth (with base)	20	500
Grommet on the back			54	1363
Free space for screen: 46 1/2" L x 29 1/4" H (1180 mm x 743 mm).				
Model	List (\$)	Laminate finish		
CU1NNK-AV485720	Black frame	Specify laminate code	2,139	
CU1NNS-AV485720	Silver frame			

CU1NN_-MAV485720



Description		Dimensions	(in)	(mm)
Mobile media unit	1 tone only	Overall width	24 1/2	622
Bottom closed section with back	Fixed shelves	Overall depth	24 1/2	622
Painted metal frame, Black or Silver finish	Grommet on the back	Overall height	20	500
4 casters with brake	Shipped in 2 boxes		57	1437
Free space for screen: 46 1/2" L x 29 1/4" H (1180 mm x 743 mm)				
Model	List (\$)	Laminate finish		
CU1NNK-MAV485720	Black frame	Specify laminate code	2,199	
CU1NNS-MAV485720	Silver frame			

CU1NN_-RCR1824P

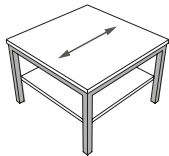


Description	Dimensions	(in)	(mm)
Rectangular table with rounded corners	1" (25 mm) thick laminate	24	600
Metal base with pads, Black or Silver finish	Smooth edge (N)	18	450
Pneumatic cylinder for height adjustment	1 tone only	25 5/8	645
Activation lever positioned on the side		40 3/4	1035
Box 1: Surface and base plate			
Box 2: Cylinder			

MUST BE ORDERED SEPARATELY: 1 cylinder CUNNN_(K,S)-CYLINDER

Model - Black frame	List (\$)	Laminate finish
CU1NNK-RCR1824P Surface + Metal base	590	Specify laminate code
CUNNNK-CYLINDER Cylinder + Control	439	
Model - Silver frame	List (\$)	Laminate finish
CU1NNS-RCR1824P Surface + Metal base	590	Specify laminate code
CUNNNS-CYLINDER Cylinder + Control	439	

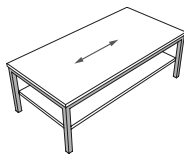
CU1NN_-T2424



Description	Dimensions	(in)	(mm)
Square table	1 tone only	24 1/2	622
		24 1/2	622
		18	457

Model	List (\$)	Laminate finish
CU1NNK-T2424 Black frame	629	Specify laminate code
CU1NNS-T2424 Silver frame		

CU1NN_-T2448

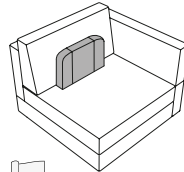


Description	Dimensions	(in)	(mm)
Rectangular table	1 tone only	49	1245
		24 1/2	622
		18	457

Model	List (\$)	Laminate finish
CU1NNK-T2448 Black frame	829	Specify laminate code
CU1NNS-T2448 Silver frame		

CUSHIONS AND COMMODITIES

PTLS1712

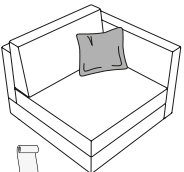


One upholstery:
C.O.M.: 0.76 yd – 0,7 m

Description	Dimensions	(in)	(mm)
Lumbar support	1 tone only	17	432
Removable		2 1/2	64
Provides firmer support to work comfortably		11 1/2	292

Model	Upholstery / List (\$)
PTLS1712	Grade 1 299
	Grade 2 319
	Grade 3 329
	Grade 4 345
	Grade 5 359
	Grade 6 399
	Grade 8 449

PTC01616

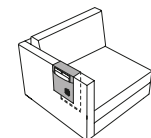


One upholstery – upholsteries 1/2:
C.O.M.: 0.65 yd – 0,6 m
Dual upholstery – upholstery 1:
C.O.M.: 0.65 yd – 0,6 m
Dual upholstery – upholstery 2:
C.O.M.: 0.65 yd – 0,6 m

Description	Dimensions	(in)	(mm)
Accent cushion	Upholstery 1: front	16	400
Non removable upholstery	Upholstery 2: back	6	150
Pneumatic cylinder for height adjustment	Overall height (surface)	16	400
Activation lever positioned on the side			

Model	Upholstery / List (\$)
PTC01616	Grade 1 148
	Grade 2 155
	Grade 3 172
	Grade 4 180
	Grade 5 200
	Grade 6 229
	Grade 8 259

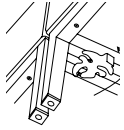
PTSP1012



Description	Dimensions	(in)	(mm)
Storage pouch for armchair	Black	10	250
To store small personal belongings		12	300
Resistant fabric-mesh		28 3/4	730

Model	List (\$)
PTSP1012	149

GANG3

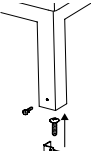


Description

Ganging device
Includes 2 ganging devices
Can gang 2 modules together

Model	List (\$)
GANG3	44

FIX3

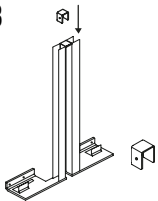


Description

Floor anchors
Includes 2 anchors
Can anchor 2 legs on floor

Model	List (\$)
FIX3	44

SC_3



Description

Alignment device screens
Includes 2 alignment rings
Can align 2 or 3 screens

Model	List (\$)
SCK3 Black	85
SCS3 Silver	

HIP HOP, HIP HOP HIGH BACK AND HIP HOP JUNIOR

SPECIFICATIONS

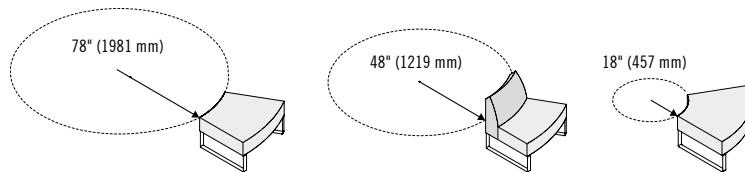
- All models ship assembled except high back and wood leg models. Assembly of legs and the optional tablet is required on site.
- Fabric/fabric, fabric/vinyl and vinyl/vinyl upholstery is only available for the double ogive and armchairs. The first upholstery code is for the backrest, the second upholstery code is for the seat.
- If dual upholstery combination is from two different grades, list price is the highest grade of the two.
- Leather is not available.
- A silver electrical module, offered in option, is composed of one electrical outlet, one USB-A and one USB-C ports. All electrical modules are rectangular (including the one for HRTM36), with the exception of ottomans and round tables that will include a circular module. Specify this option by adding **PC**, **PCL** or **PCR** depending on the model (maximum of 1 per unit). The modules come installed.
- The optional 9" (229 mm) deep laminate back tablets are installed at a height of 42" (1067 mm).
- Please refer to the Lacasse Sampler for laminate choices.
- C.O.M./C.O.V. available. Please refer to page 49 of the current Arold Price Book.

QuickShip Program

- Visit the QuickShip Program on our website for available models.

CALCULATING RADIUS:

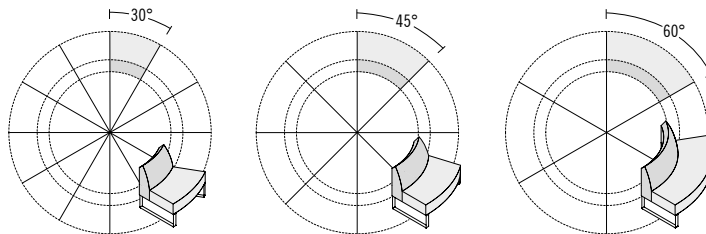
The radius is the linear distance calculated from the center of the circle (point 0) to the inner circumference of the module.



CALCULATING DEGREES:

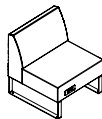
The degree of the angle is calculated by dividing the entire circumference (360°) by the number of modules. E.g.: 360° divided by 6 modular units provides an angle of 60°.

Thus, 12 modules of 30° form a circle (360°).

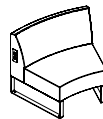


ELECTRICAL MODULE:

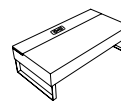
Specify the position of the electrical module based on the model type.



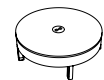
Rectangular electrical module **PC**.
Positioned on the front right side, once seated.



Rectangular electrical module **PCL** and **PCR**.
Positioned on the side of the back of a wedge chair, once seated. Specify PCL (PC module on left) or PCR (PC module on right).



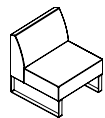
Rectangular electrical module **PC**.
Positioned in the middle of the laminate surface, with the exception of the HRTM36, which will be positioned near the middle of the half-moon shaped surface.



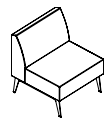
Round electrical module **PC**.
Positioned in the center of the laminate surface.

LEG OPTIONS:

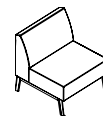
9½" (241 mm) height for Hip Hop and Hip Hop High Back products and 6" (152 mm) Hip Hop Junior products.



Standard leg **E**
Steel, curved.



Optional leg **K**
Laser cut steel. (Not offered on Hip Hop Junior products.)



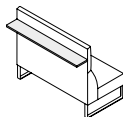
Optional leg **W**
Wood, stained. 2 colors are offered. Hip Hop products with metal legs cannot be retrofitted with wood legs. (Not offered on Hip Hop Junior products.)

LAMINATE BACK TABLET:

To order and indicate an optional laminate back tablet, simply add a laminate code.

Order example: HC60H-E8-AM24-AM24-SNO

When a back laminate tablet is not required, specify **NA**.

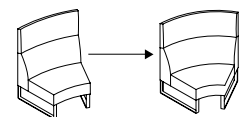


GANGING RULE:

As indicated in this list, and for stability purposes, some modules must be ganged to another module.

The HC30HBA and HC60HBA modules cannot be ganged because they are separated by lateral privacy arms.

Please refer to the Arold Accessories Addendum for information on ganging brackets.



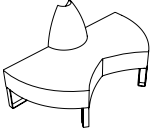
DUAL UPHOLSTERY APPLICATION

SAMPLE ORDER: HC60H-E8-AM24-AM46-NA-PCR

①

②

HV



One upholstery – upholsteries 1/2:
C.O.M.: 4.3 yd – 4 m
Dual upholstery – upholstery 1:
C.O.M.: 1 yd – 0,9 m
Dual upholstery – upholstery 2:
C.O.M.: 2.8 yd – 2,5 m

Description				Dimensions (in)		Dimensions (mm)		Dimensions (in)		Dimensions (mm)														
Double ogive seat				Seat width	60	1524	Overall width	60	1524	Seat depth	21	533	Overall depth	30	762	Seat height	18	457	Overall height	31 ¾	806	Back height	16	406
Model	Legs (\$)			Upholstery / List (\$)																				
HV	E8 Silver	Std		Grade 1	3,711	Grade 5	4,061																	
	K8 Silver		312	Grade 2	3,742	Grade 6	4,314																	
				Grade 3	3,845	Grade 8	4,611																	
				Grade 4	3,928																			

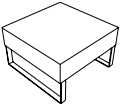
HO



One upholstery:
C.O.M.: 2.3 yd – 2,1 m

Description				Dimensions (in)		Dimensions (mm)		Dimensions (in)		Dimensions (mm)											
Ogive				Seat width	30	762	Overall width	30	762	Seat depth	30	762	Overall depth	30	762	Seat height	18	457	Overall height	18	457
Model	Legs (\$)			Upholstery / List (\$)																	
HO	E8 Silver	Std		Grade 1	1,779	Grade 5	2,089														
	K8 Silver		283	Grade 2	1,798	Grade 6	2,313														
				Grade 3	1,896	Grade 8	2,574														
				Grade 4	1,971																

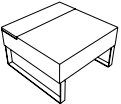
H30



One upholstery:
C.O.M.: 1.9 yd – 1,8 m

Description				Dimensions (in)		Dimensions (mm)		Dimensions (in)		Dimensions (mm)											
Square bench				Seat width	30	762	Overall width	30	762	Seat depth	30	762	Overall depth	30	762	Seat height	18	457	Overall height	18	457
Model	Legs (\$)			Upholstery / List (\$)				Other Options (\$)													
H30	E8 Silver	Std	W20 Wild Cherry	566	Grade 1	1,762	Grade 5	1,941	PC	892											
	K8 Silver	283	W21 Terra Cherry	566	Grade 2	1,779	Grade 6	2,074													
					Grade 3	1,836	Grade 8	2,224													
					Grade 4	1,873															

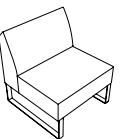
H30X



One upholstery:
C.O.M.: 1.4 yd – 1,3 m

Description				Dimensions (in)		Dimensions (mm)		Dimensions (in)		Dimensions (mm)											
Mixed square bench				Seat width	30	762	Overall width	30	762	Seat depth	21	533	Overall depth	30	762	Seat height	18	457	Overall height	18	457
Model	Legs (\$)			Upholstery / List (\$)				Laminate Finish		Other Options (\$)											
H30X	E8 Silver	Std	W20 Wild Cherry	566	Grade 1	2,031	Grade 5	2,156	Specify code	PC	892										
	K8 Silver	283	W21 Terra Cherry	566	Grade 2	2,038	Grade 6	2,246													
					Grade 3	2,074	Grade 8	2,357													
					Grade 4	2,107															

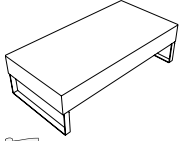
HC30



One upholstery – upholsteries 1/2:
C.O.M.: 3.1 yd – 2,9 m
Dual upholstery – upholstery 1:
C.O.M.: 1.7 yd – 1,5 m
Dual upholstery – upholstery 2:
C.O.M.: 1.4 yd – 1,3 m

Description				Dimensions (in)		Dimensions (mm)		Dimensions (in)		Dimensions (mm)																	
Straight chair				Seat width	30	762	Overall width	30	762	Seat depth	21	533	Overall depth	30	762	Seat height	18	457	Overall height	31 ¾	806	Back height	16	406	Back width	30	762
Model	Legs (\$)			Upholstery / List (\$)				Other Options (\$)																			
HC30	E8 Silver	Std	W20 Wild Cherry	566	Grade 1	2,454	Grade 5	2,745	PC	892																	
	K8 Silver	283	W21 Terra Cherry	566	Grade 2	2,476	Grade 6	2,952																			
					Grade 3	2,566	Grade 8	3,191																			
					Grade 4	2,633																					

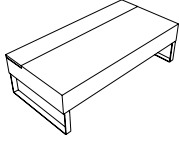
H60



One upholstery:
C.O.M.: 2.5 yd – 2,3 m

Description		Dimensions (in) (mm)		Dimensions (in) (mm)	
Rectangular bench		Seat width	60 1524	Overall width	60 1524
		Seat depth	30 762	Overall depth	30 762
		Seat height	18 457	Overall height	18 864
Model	Legs (\$)	Upholstery / List (\$)		Other Options (\$)	
H60	E8 Silver Std	W20 Wild Cherry	566	Grade 1	2,134 Grade 5 2,366
	K8 Silver 283	W21 Terra Cherry	566	Grade 2	2,149 Grade 6 2,536
				Grade 3	2,224 Grade 8 2,727
				Grade 4	2,277

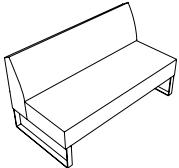
H60X



One upholstery:
C.O.M.: 1.9 yd – 1,8 m

Description		Dimensions (in) (mm)		Dimensions (in) (mm)	
Mixed rectangular bench		Seat width	60 1524	Overall width	60 1524
		Seat depth	30 762	Overall depth	30 762
		Seat height	18 457	Overall height	18 457
Model	Legs (\$)	Upholstery / List (\$)		Laminate Finish	Other Options (\$)
H60X	E8 Silver Std	W20 Wild Cherry	566	Grade 1	2,418 Grade 5 2,595
	K8 Silver 283	W21 Terra Cherry	566	Grade 2	2,430 Grade 6 2,722
				Grade 3	2,484 Grade 8 2,869
				Grade 4	2,529

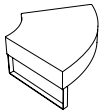
HC60



One upholstery – upholsteries 1/2:
C.O.M.: 4.8 yd – 4,3 m
Dual upholstery – upholstery 1:
C.O.M.: 2.8 yd – 2,6 m
Dual upholstery – upholstery 2:
C.O.M.: 1.9 yd – 1,8 m

Description		Dimensions (in) (mm)		Dimensions (in) (mm)	
Straight chair		Seat width	60 1524	Overall width	60 1524
		Seat depth	21 533	Overall depth	30 762
		Seat height	18 457	Overall height	31 ¼ 806
		Back height	16 406		
		Back width	60 1524		
Model	Legs (\$)	Upholstery / List (\$)		Other Options (\$)	
HC60	E8 Silver Std	W20 Wild Cherry	566	Grade 1	3,035 Grade 5 3,466
	K8 Silver 283	W21 Terra Cherry	566	Grade 2	3,064 Grade 6 3,786
				Grade 3	3,197 Grade 8 4,151
				Grade 4	3,302

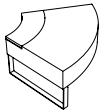
H1860



One upholstery:
C.O.M.: 2 yd – 1,8 m

Description		Dimensions (in) (mm)		Dimensions (in) (mm)	
Wedge bench		Radius = 18" (457 mm)		Seat width	48 1219
		Degree = 60°		Seat depth	30 762
				Seat height	18 457
				Overall width	48 1219
				Overall depth	32 ½ 826
				Overall height	18 457
Model	Legs (\$)	Upholstery / List (\$)		Other Options (\$)	
H1860	E8 Silver Std	W20 Wild Cherry	566	Grade 1	2,179 Grade 5 2,357
	K8 Silver 283	W21 Terra Cherry	566	Grade 2	2,193 Grade 6 2,492
				Grade 3	2,246 Grade 8 2,647
				Grade 4	2,291

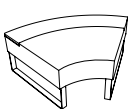
HX1860



One upholstery:
C.O.M.: 2 yd – 1,8 m

Description		Dimensions (in) (mm)		Dimensions (in) (mm)	
Mixed wedge bench		Radius = 18" (457 mm)		Seat width	48 1219
		Degree = 60°		Seat depth	21 533
				Seat height	18 457
				Overall width	48 1219
				Overall depth	32 ½ 826
				Overall height	18 457
Model	Legs (\$)	Upholstery / List (\$)		Laminate Finish	Other Options (\$)
HX1860	E8 Silver Std	W20 Wild Cherry	566	Grade 1	2,542 Grade 5 2,727
	K8 Silver 283	W21 Terra Cherry	566	Grade 2	2,558 Grade 6 2,863
				Grade 3	2,617 Grade 8 3,012
				Grade 4	2,662

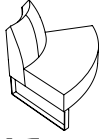
H1860X



One upholstery:
C.O.M.: 1.9 yd – 1,7 m

Description		Dimensions (in) (mm)		Dimensions (in) (mm)	
Mixed wedge bench		Radius = 18" (457 mm)		Seat width	39 991
		Degree = 60°		Seat depth	21 533
				Seat height	18 457
				Overall width	48 1219
				Overall depth	32 ½ 826
				Overall height	18 457
Model	Legs (\$)	Upholstery / List (\$)		Laminate Finish	Other Options (\$)
H1860X	E8 Silver Std	W20 Wild Cherry	566	Grade 1	2,574 Grade 5 2,745
	K8 Silver 283	W21 Terra Cherry	566	Grade 2	2,589 Grade 6 2,869
				Grade 3	2,641 Grade 8 3,012
				Grade 4	2,684

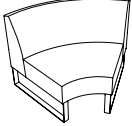
HC1860



One upholstery – upholsteries 1/2:
C.O.M.: 2.9 yd – 2,7 m
Dual upholstery – upholstery 1:
C.O.M.: 1.3 yd – 1,2 m
Dual upholstery – upholstery 2:
C.O.M.: 1.6 yd – 1,5 m

Description		Dimensions (in) (mm)		Dimensions (in) (mm)					
Wedge chair	Radius = 18" (457 mm) Degree = 60°	Seat width	48	1219	Overall width	48	1219		
		Seat depth	21	533	Overall depth	32 ½	826		
		Seat height	18	457	Overall height	31 ¾	806		
		Back height	16	406					
		Back width	27	686					
Model	Legs (\$)	Upholstery / List (\$)		Other Options (\$)					
HC1860	E8 Silver Std	W20 Wild Cherry	566	Grade 1	2,812	Grade 5	3,086	PCL	892
	K8 Silver 283	W21 Terra Cherry	566	Grade 2	2,832	Grade 6	3,278	PCR	892
				Grade 3	2,916	Grade 8	3,510		
				Grade 4	2,981				

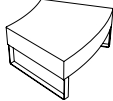
H1860C



One upholstery – upholsteries 1/2:
C.O.M.: 3.8 yd – 3,5 m
Dual upholstery – upholstery 1:
C.O.M.: 2.4 yd – 2,2 m
Dual upholstery – upholstery 2:
C.O.M.: 1.4 yd – 1,3 m

Description		Dimensions (in) (mm)		Dimensions (in) (mm)					
Wedge chair	Radius = 18" (457 mm) Degree = 60°	Seat width	39	991	Overall width	48	1219		
		Seat depth	21	533	Overall depth	32 ½	826		
		Seat height	18	457	Overall height	31 ¾	806		
		Back height	16	406					
		Back width	39	991					
Model	Legs (\$)	Upholstery / List (\$)		Other Options (\$)					
H1860C	E8 Silver Std	W20 Wild Cherry	566	Grade 1	2,968	Grade 5	3,318	PCL	892
	K8 Silver 283	W21 Terra Cherry	566	Grade 2	2,990	Grade 6	3,577	PCR	892
				Grade 3	3,101	Grade 8	3,874		
				Grade 4	3,183				

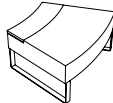
H4830



One upholstery:
C.O.M.: 2 yd – 1,9 m

Description		Dimensions (in) (mm)		Dimensions (in) (mm)			
Wedge bench	Radius = 48" (1219 mm) Degree = 30°	Seat width	40 ¼	1022	Overall width	40 ¼	1022
		Seat depth	30	762	Overall depth	31 ¾	806
		Seat height	18	457	Overall height	18	457
Model	Legs (\$)	Upholstery / List (\$)					
H4830	E8 Silver Std	W20 Wild Cherry	566	Grade 1	2,112	Grade 5	2,305
	K8 Silver 283	W21 Terra Cherry	566	Grade 2	2,126	Grade 6	2,440
				Grade 3	2,187	Grade 8	2,595
				Grade 4	2,230		

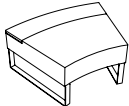
HX4830



One upholstery:
C.O.M.: 2 yd – 1,9 m

Description		Dimensions (in) (mm)		Dimensions (in) (mm)						
Mixed wedge bench	Radius = 48" (1219 mm) Degree = 30°	Seat width	40 ¼	1022	Overall width	40 ¼	1022			
		Seat depth	21	533	Overall depth	31 ¾	806			
		Seat height	18	457	Overall height	18	457			
Model	Legs (\$)	Upholstery / List (\$)		Laminate Finish	Other Options (\$)					
HX4830	E8 Silver Std	W20 Wild Cherry	566	Grade 1	2,484	Grade 5	2,670	Specify code	PC	892
	K8 Silver 283	W21 Terra Cherry	566	Grade 2	2,499	Grade 6	2,803			
				Grade 3	2,551	Grade 8	2,968			
				Grade 4	2,595					

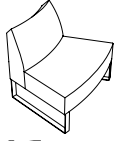
H4830X



One upholstery:
C.O.M.: 1.9 yd – 1,8 m

Description		Dimensions (in) (mm)		Dimensions (in) (mm)						
Mixed wedge bench	Radius = 48" (1219 mm) Degree = 30°	Seat width	35 ¾	909	Overall width	40 ¼	1022			
		Seat depth	21	533	Overall depth	31 ¾	806			
		Seat height	18	457	Overall height	18	457			
Model	Legs (\$)	Upholstery / List (\$)		Laminate Finish	Other Options (\$)					
H4830X	E8 Silver Std	W20 Wild Cherry	566	Grade 1	2,579	Grade 5	2,856	Specify code	PC	892
	K8 Silver 283	W21 Terra Cherry	566	Grade 2	2,604	Grade 6	3,054			
				Grade 3	2,684	Grade 8	3,287			
				Grade 4	2,752					

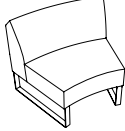
HC4830



One upholstery – upholsteries 1/2:
C.O.M.: 3.2 yd – 3 m
Dual upholstery – upholstery 1:
C.O.M.: 1.7 yd – 1,6 m
Dual upholstery – upholstery 2:
C.O.M.: 1.5 yd – 1,4 m

Description				Dimensions (in)		Dimensions (mm)		Dimensions (in)		Dimensions (mm)					
Wedge chair		Radius = 48" (1219 mm) Degree = 30°		Seat width	40 ¼	1022	Overall width	40 ¼	1022	Overall depth	31 ¾	806	Overall height	31 ¾	806
Model	Legs (\$)			Upholstery / List (\$)				Other Options (\$)							
HC4830	E8 Silver	Std	W20 Wild Cherry	566	Grade 1	2,812	Grade 5	3,109	PCL	892					
	K8 Silver	283	W21 Terra Cherry	566	Grade 2	2,832	Grade 6	3,324	PCR	892					
					Grade 3	2,922	Grade 8	3,577							
					Grade 4	2,997									

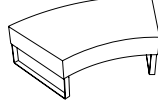
H4830C



One upholstery – upholsteries 1/2:
C.O.M.: 3.7 yd – 3,4 m
Dual upholstery – upholstery 1:
C.O.M.: 2.2 yd – 2 m
Dual upholstery – upholstery 2:
C.O.M.: 1.6 yd – 1,4 m

Description				Dimensions (in)		Dimensions (mm)		Dimensions (in)		Dimensions (mm)					
Wedge chair		Radius = 48" (1219 mm) Degree = 30°		Seat width	35 ¾	909	Overall width	40 ¼	1022	Overall depth	31 ¾	806	Overall height	31 ¾	806
Model	Legs (\$)			Upholstery / List (\$)				Other Options (\$)							
H4830C	E8 Silver	Std	W20 Wild Cherry	566	Grade 1	2,922	Grade 5	3,287	PCL	892					
	K8 Silver	283	W21 Terra Cherry	566	Grade 2	2,952	Grade 6	3,554	PCR	892					
					Grade 3	3,064	Grade 8	3,859							
					Grade 4	3,145									

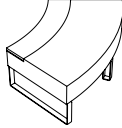
H4845



One upholstery:
C.O.M.: 2.9 yd – 2,6 m

Description				Dimensions (in)		Dimensions (mm)		Dimensions (in)		Dimensions (mm)					
Wedge bench		Radius = 48" (1219 mm) Degree = 45°		Seat width	60	1524	Overall width	60	1524	Overall depth	34	864	Overall height	18	457
Model	Legs (\$)			Upholstery / List (\$)											
H4845	E8 Silver	Std	W20 Wild Cherry	699	Grade 1	2,662	Grade 5	2,952							
	K8 Silver	312	W21 Terra Cherry	699	Grade 2	2,684	Grade 6	3,160							
					Grade 3	2,775	Grade 8	3,406							
					Grade 4	2,840									

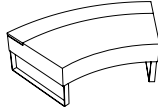
HX4845



One upholstery:
C.O.M.: 2.8 yd – 2,5 m

Description				Dimensions (in)		Dimensions (mm)		Dimensions (in)		Dimensions (mm)					
Mixed wedge bench		Radius = 48" (1219 mm) Degree = 45°		Seat width	60	1524	Overall width	60	1524	Overall depth	34	864	Overall height	18	457
Model	Legs (\$)			Upholstery / List (\$)				Laminate Finish		Other Options (\$)					
HX4845	E8 Silver	Std	W20 Wild Cherry	699	Grade 1	3,168	Grade 5	3,429	Specify code	PC	892				
	K8 Silver	312	W21 Terra Cherry	699	Grade 2	3,197	Grade 6	3,614							
					Grade 3	3,273	Grade 8	3,828							
					Grade 4	3,331									

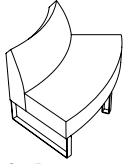
H4845X



One upholstery:
C.O.M.: 2.6 yd – 2,4 m

Description				Dimensions (in)		Dimensions (mm)		Dimensions (in)		Dimensions (mm)					
Mixed wedge bench		Radius = 48" (1219 mm) Degree = 45°		Seat width	53	1346	Overall width	60	1524	Overall depth	34	864	Overall height	18	457
Model	Legs (\$)			Upholstery / List (\$)				Laminate Finish		Other Options (\$)					
H4845X	E8 Silver	Std	W20 Wild Cherry	699	Grade 1	3,174	Grade 5	3,413	Specify code	PC	892				
	K8 Silver	312	W21 Terra Cherry	699	Grade 2	3,191	Grade 6	3,591							
					Grade 3	3,265	Grade 8	3,799							
					Grade 4	3,324									

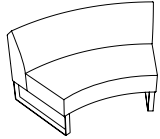
HC4845



One upholstery – upholsteries 1/2:
C.O.M.: 4 yd – 3,7 m
Dual upholstery – upholstery 1:
C.O.M.: 2.3 yd – 2,1 m
Dual upholstery – upholstery 2:
C.O.M.: 1.9 yd – 1,7 m

Description		Dimensions (in) (mm)		Dimensions (in) (mm)					
Wedge chair	Radius = 48" (1219 mm) Degree = 45°	Seat width	44	1118	Overall width	60	1524		
		Seat depth	21	533	Overall depth	34	864		
		Seat height	18	457	Overall height	31 ¾	806		
		Back height	16	406					
		Back width	43 ¾	1108					
Model	Legs (\$)	Upholstery / List (\$)		Other Options (\$)					
HC4845	E8 Silver Std	W20 Wild Cherry	699	Grade 1	3,644	Grade 5	4,031	PCL	892
	K8 Silver	W21 Terra Cherry	699	Grade 2	3,675	Grade 6	4,306	PCR	892
				Grade 3	3,793	Grade 8	4,625		
				Grade 4	3,881				

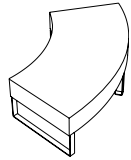
H4845C



One upholstery – upholsteries 1/2:
C.O.M.: 4.3 yd – 4 m
Dual upholstery – upholstery 1:
C.O.M.: 2.6 yd – 2,4 m
Dual upholstery – upholstery 2:
C.O.M.: 1.8 yd – 1,7 m

Description		Dimensions (in) (mm)		Dimensions (in) (mm)					
Wedge chair	Radius = 48" (1219 mm) Degree = 45°	Seat width	53	1346	Overall width	60	1524		
		Seat depth	21	533	Overall depth	34	864		
		Seat height	18	457	Overall height	31 ¾	806		
		Back height	16	406					
		Back width	53	1346					
Model	Legs (\$)	Upholstery / List (\$)		Other Options (\$)					
H4845C	E8 Silver Std	W20 Wild Cherry	699	Grade 1	3,658	Grade 5	4,141	PCL	892
	K8 Silver	W21 Terra Cherry	699	Grade 2	3,689	Grade 6	4,550	PCR	892
				Grade 3	3,816	Grade 8	5,028		
				Grade 4	3,928				

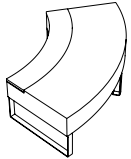
H4860



One upholstery:
C.O.M.: 3.7 yd – 2,6 m

Description		Dimensions (in) (mm)		Dimensions (in) (mm)			
Wedge bench	Radius = 48" (1219 mm) Degree = 60°	Seat width	78	1981	Overall width	78	1981
		Seat depth	30	762	Overall depth	37	940
		Seat height	18	457	Overall height	18	457
Model	Legs (\$)	Upholstery / List (\$)					
H4860	E8 Silver Std	W20 Wild Cherry	699	Grade 1	3,072	Grade 5	3,413
	K8 Silver	W21 Terra Cherry	699	Grade 2	3,101	Grade 6	3,667
				Grade 3	3,205	Grade 8	3,956
				Grade 4	3,287		

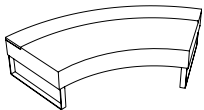
HX4860



One upholstery:
C.O.M.: 3.7 yd – 2,5 m

Description		Dimensions (in) (mm)		Dimensions (in) (mm)						
Mixed wedge bench	Radius = 48" (1219 mm) Degree = 60°	Seat width	78	1981	Overall width	78	1981			
		Seat depth	21	533	Overall depth	37	940			
		Seat height	18	457	Overall height	18	457			
Model	Legs (\$)	Upholstery / List (\$)		Laminate Finish	Other Options (\$)					
HX4860	E8 Silver Std	W20 Wild Cherry	699	Grade 1	3,637	Grade 5	3,979	Specify code	PC	892
	K8 Silver	W21 Terra Cherry	699	Grade 2	3,667	Grade 6	4,231			
				Grade 3	3,769	Grade 8	4,514			
				Grade 4	3,853					

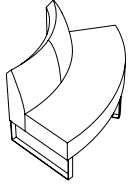
H4860X



One upholstery:
C.O.M.: 3 yd – 2,4 m

Description		Dimensions (in) (mm)		Dimensions (in) (mm)						
Mixed wedge bench	Radius = 48" (1219 mm) Degree = 60°	Seat width	57	1448	Overall width	78	1981			
		Seat depth	21	533	Overall depth	37	940			
		Seat height	18	457	Overall height	18	457			
Model	Legs (\$)	Upholstery / List (\$)		Laminate Finish	Other Options (\$)					
H4860X	E8 Silver Std	W20 Wild Cherry	699	Grade 1	3,651	Grade 5	3,942	Specify code	PC	892
	K8 Silver	W21 Terra Cherry	699	Grade 2	3,675	Grade 6	4,151			
				Grade 3	3,763	Grade 8	4,389			
				Grade 4	3,828					

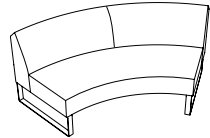
HC4860



One upholstery – upholsteries 1/2:
C.O.M.: 4.4 yd – 4 m
Dual upholstery – upholstery 1:
C.O.M.: 2.7 yd – 2,5 m
Dual upholstery – upholstery 2:
C.O.M.: 2.5 yd – 2,3 m

Description				Dimensions (in) (mm)		Dimensions (in) (mm)	
Wedge chair		Radius = 48" (1219 mm) Degree = 60°		Seat width	78 1981	Overall width	78 1981
				Seat depth	21 533	Overall depth	37 940
				Seat height	18 457	Overall height	31¾ 806
				Back height	16 406		
				Back width	57 1448		
Model	Legs (\$)			Upholstery / List (\$)		Other Options (\$)	
HC4860	E8 Silver	Std	W20 Wild Cherry	Grade 1	4,141	Grade 5	4,581
	K8 Silver	312	W21 Terra Cherry	Grade 2	4,179	Grade 6	4,894
				Grade 3	4,306	Grade 8	5,256
				Grade 4	4,410		
						PCL	892
						PCR	892

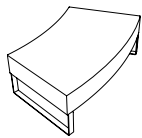
H4860C



One upholstery – upholsteries 1/2:
C.O.M.: 5.1 yd – 4,6 m
Dual upholstery – upholstery 1:
C.O.M.: 3.3 yd – 3 m
Dual upholstery – upholstery 2:
C.O.M.: 2.2 yd – 2 m

Description				Dimensions (in) (mm)		Dimensions (in) (mm)	
Wedge chair		Radius = 48" (1219 mm) Degree = 60°		Seat width	69¼ 1759	Overall width	78 1981
				Seat depth	21 533	Overall depth	37 940
				Seat height	18 457	Overall height	31¾ 806
				Back height	16 406		
				Back width	69¼ 1759		
Model	Legs (\$)			Upholstery / List (\$)		Other Options (\$)	
H4860C	E8 Silver	Std	W20 Wild Cherry	Grade 1	4,226	Grade 5	4,691
	K8 Silver	312	W21 Terra Cherry	Grade 2	4,261	Grade 6	5,028
				Grade 3	4,402	Grade 8	5,422
				Grade 4	4,514		
						PCL	892
						PCR	892

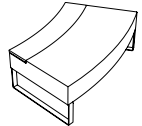
H7830



One upholstery:
C.O.M.: 2.6 yd – 2,4 m

Description				Dimensions (in) (mm)		Dimensions (in) (mm)	
Wedge bench		Radius = 78" (1981 mm) Degree = 60°		Seat width	56 1422	Overall width	56 1422
				Seat depth	30 762	Overall depth	32¾ 832
				Seat height	18 457	Overall height	18 457
Model	Legs (\$)			Upholstery / List (\$)			
H7830	E8 Silver	Std	W20 Wild Cherry	Grade 1	2,357	Grade 5	2,604
	K8 Silver	283	W21 Terra Cherry	Grade 2	2,382	Grade 6	2,781
				Grade 3	2,454	Grade 8	2,981
				Grade 4	2,504		

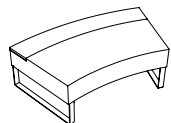
HX7830



One upholstery:
C.O.M.: 2.8 yd – 2,5 m

Description				Dimensions (in) (mm)		Dimensions (in) (mm)	
Mixed wedge bench		Radius = 78" (1981 mm) Degree = 30°		Seat width	56 1422	Overall width	56 1422
				Seat depth	21 533	Overall depth	32¾ 832
				Seat height	18 457	Overall height	18 457
Model	Legs (\$)			Upholstery / List (\$)		Laminate Finish	Other Options (\$)
HX7830	E8 Silver	Std	W20 Wild Cherry	Grade 1	2,907	Grade 5	3,145
	K8 Silver	283	W21 Terra Cherry	Grade 2	2,922	Grade 6	3,324
				Grade 3	2,997	Grade 8	3,532
				Grade 4	3,054		
						Specify code	PC 892

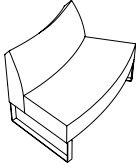
H7830X



One upholstery:
C.O.M.: 2.8 yd – 2,6 m

Description				Dimensions (in) (mm)		Dimensions (in) (mm)	
Mixed wedge bench		Radius = 78" (1981 mm) Degree = 30°		Seat width	51 1295	Overall width	56 1422
				Seat depth	21 533	Overall depth	32¾ 832
				Seat height	18 457	Overall height	18 457
Model	Legs (\$)			Upholstery / List (\$)		Laminate Finish	Other Options (\$)
H7830X	E8 Silver	Std	W20 Wild Cherry	Grade 1	2,952	Grade 5	3,197
	K8 Silver	283	W21 Terra Cherry	Grade 2	2,974	Grade 6	3,377
				Grade 3	3,049	Grade 8	3,577
				Grade 4	3,109		
						Specify code	PC 892


HC7830



One upholstery – upholsteries 1/2:
C.O.M.: 3.9 yd – 3,6 m
Dual upholstery – upholstery 1:
C.O.M.: 2.3 yd – 2,1 m
Dual upholstery – upholstery 2:
C.O.M.: 1.8 yd – 1,7 m

Description		Dimensions (in) (mm)		Dimensions (in) (mm)	
Wedge chair	Radius = 78" (1981 mm) Degree = 30°	Seat width	56 1422	Overall width	56 1422
		Seat depth	21 533	Overall depth	32 ¾ 832
		Seat height	18 457	Overall height	31 ¾ 806
		Back height	16 406		
		Back width	45 1143		
Model	Legs (\$)	Upholstery / List (\$)		Other Options (\$)	
HC7830	E8 Silver Std W20 Wild Cherry 566	Grade 1	2,961	Grade 5	3,338
	K8 Silver 283 W21 Terra Cherry 566	Grade 2	2,990	Grade 6	3,621
		Grade 3	3,101	Grade 8	3,949
		Grade 4	3,197		
				PCL	892
				PCR	892

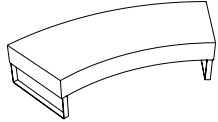
H7830C



One upholstery – upholsteries 1/2:
C.O.M.: 4 yd – 3,6 m
Dual upholstery – upholstery 1:
C.O.M.: 2.3 yd – 2,1 m
Dual upholstery – upholstery 2:
C.O.M.: 1.7 yd – 1,5 m

Description		Dimensions (in) (mm)		Dimensions (in) (mm)	
Wedge chair	Radius = 78" (1981 mm) Degree = 30°	Seat width	51 ½ 1308	Overall width	56 1422
		Seat depth	21 533	Overall depth	32 ¾ 832
		Seat height	18 457	Overall height	31 ¾ 806
		Back height	16 406		
		Back width	51 ½ 1308		
Model	Legs (\$)	Upholstery / List (\$)		Other Options (\$)	
H7830C	E8 Silver Std W20 Wild Cherry 566	Grade 1	3,466	Grade 5	3,853
	K8 Silver 283 W21 Terra Cherry 566	Grade 2	3,495	Grade 6	4,135
		Grade 3	3,614	Grade 8	4,463
		Grade 4	3,706		
				PCL	892
				PCR	892

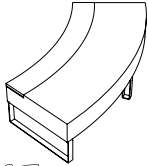
H7845



One upholstery:
C.O.M.: 2.6 yd – 2,4 m

Description		Dimensions (in) (mm)		Dimensions (in) (mm)	
Wedge bench	Radius = 78" (1981 mm) Degree = 45°	Seat width	83 2108	Overall width	83 2108
		Seat depth	30 762	Overall depth	36 915
		Seat height	18 457	Overall height	18 457
Model	Legs (\$)	Upholstery / List (\$)			
H7845	E8 Silver Std W20 Wild Cherry 699	Grade 1	3,094	Grade 5	3,348
	K8 Silver 312 W21 Terra Cherry 699	Grade 2	3,116	Grade 6	3,532
		Grade 3	3,191	Grade 8	3,748
		Grade 4	3,249		

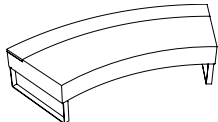
HX7845



One upholstery:
C.O.M.: 3.2 yd – 3 m

Description		Dimensions (in) (mm)		Dimensions (in) (mm)	
Mixed wedge bench	Radius = 78" (1981 mm) Degree = 45°	Seat width	83 2108	Overall width	83 2108
		Seat depth	21 533	Overall depth	36 915
		Seat height	18 457	Overall height	18 457
Model	Legs (\$)	Upholstery / List (\$)		Laminate Finish	Other Options (\$)
HX7845	E8 Silver Std W20 Wild Cherry 699	Grade 1	3,651	Grade 5	3,949
	K8 Silver 312 W21 Terra Cherry 699	Grade 2	3,675	Grade 6	4,164
		Grade 3	3,763	Grade 8	4,418
		Grade 4	3,838		
				Specify code	PC 892

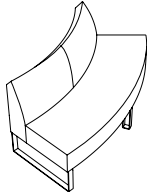
H7845X



One upholstery:
C.O.M.: 3.2 yd – 3 m

Description		Dimensions (in) (mm)		Dimensions (in) (mm)	
Mixed wedge bench	Radius = 78" (1981 mm) Degree = 45°	Seat width	83 2108	Overall width	83 2108
		Seat depth	21 533	Overall depth	36 915
		Seat height	18 457	Overall height	18 457
Model	Legs (\$)	Upholstery / List (\$)		Laminate Finish	Other Options (\$)
H7845X	E8 Silver Std W20 Wild Cherry 699	Grade 1	3,694	Grade 5	4,023
	K8 Silver 312 W21 Terra Cherry 699	Grade 2	3,718	Grade 6	4,255
		Grade 3	3,823	Grade 8	4,530
		Grade 4	3,898		
				Specify code	PC 892

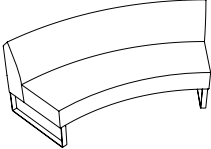
HC7845



One upholstery – upholsteries 1/2:
C.O.M.: 5.3 yd – 4,8 m
Dual upholstery – upholstery 1:
C.O.M.: 2.6 yd – 2,4 m
Dual upholstery – upholstery 2:
C.O.M.: 2.9 yd – 2,6 m

Description				Dimensions (in)		Dimensions (mm)		Dimensions (in)		Dimensions (mm)					
Wedge chair		Radius = 78" (1981 mm) Degree = 45°		Seat width	83	2108	Overall width	83	2108	Overall depth	36	915	Overall height	31¾	806
Model	Legs (\$)			Upholstery / List (\$)				Other Options (\$)							
HC7845	E8 Silver	Std	W20 Wild Cherry	699	Grade 1	4,151	Grade 5	4,642	PCL	892					
	K8 Silver	312	W21 Terra Cherry	699	Grade 2	4,194	Grade 6	4,998	PCR	892					
					Grade 3	4,336	Grade 8	5,406							
					Grade 4	4,454									

H7845C



One upholstery – upholsteries 1/2:
C.O.M.: 5.5 yd – 5,1 m
Dual upholstery – upholstery 1:
C.O.M.: 3.1 yd – 2,9 m
Dual upholstery – upholstery 2:
C.O.M.: 2.5 yd – 2,3 m

Description				Dimensions (in)		Dimensions (mm)		Dimensions (in)		Dimensions (mm)					
Wedge chair		Radius = 78" (1981 mm) Degree = 45°		Seat width	76	1930	Overall width	83	2108	Overall depth	36	915	Overall height	31¾	806
Model	Legs (\$)			Upholstery / List (\$)				Other Options (\$)							
H7845C	E8 Silver	Std	W20 Wild Cherry	699	Grade 1	4,245	Grade 5	4,776	PCL	892					
	K8 Silver	312	W21 Terra Cherry	699	Grade 2	4,291	Grade 6	5,162	PCR	892					
					Grade 3	4,448	Grade 8	5,608							
					Grade 4	4,573									

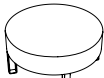
HR24



One upholstery:
C.O.M.: 1.26 yd – 1,3 m

Description				Dimensions (in)		Dimensions (mm)						
Round ottoman				Overall width	24	610	Overall depth	24	610	Overall height	18	457
Model	Legs (\$)			Upholstery / List (\$)								
HR24	E8 Silver	Std	W20 Wild Cherry	566	Grade 1	1,621	Grade 5	1,749				
	K8 Silver	283	W21 Terra Cherry	566	Grade 2	1,629	Grade 6	1,836				
					Grade 3	1,667	Grade 8	1,948				
					Grade 4	1,696						

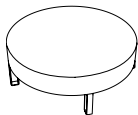
HR36



One upholstery:
C.O.M.: 1.91 yd – 1,9 m

Description				Dimensions (in)		Dimensions (mm)						
Round ottoman				Overall width	36	914	Overall depth	36	914	Overall height	18	457
Model	Legs (\$)			Upholstery / List (\$)								
HR36	E8 Silver	Std	W20 Wild Cherry	566	Grade 1	1,696	Grade 5	1,896				
	K8 Silver	283	W21 Terra Cherry	566	Grade 2	1,711	Grade 6	2,044				
					Grade 3	1,779	Grade 8	2,217				
					Grade 4	1,821						

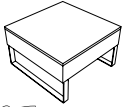
HR48



One upholstery:
C.O.M.: 2.52 yd – 2,5 m

Description				Dimensions (in)		Dimensions (mm)						
Round ottoman				Overall width	48	1219	Overall depth	48	1219	Overall height	18	457
Model	Legs (\$)			Upholstery / List (\$)								
HR48	E8 Silver	Std	W20 Wild Cherry	566	Grade 1	2,476	Grade 5	2,727				
	K8 Silver	283	W21 Terra Cherry	566	Grade 2	2,499	Grade 6	2,916				
					Grade 3	2,574	Grade 8	3,130				
					Grade 4	2,633						

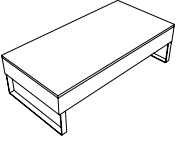
HT30



One upholstery:
C.O.M.: 1.04 yd – 1 m

Description					Dimensions				(in)	(mm)
Square table					Overall width	30	762			
					Overall depth	30	762			
					Overall height	18	457			
Model	Legs (\$)				Upholstery / List (\$)				Laminate Finish	Other Options (\$)
HT30	E8 Silver	Std	W20 Wild Cherry	566	Grade 1	1,517	Grade 5	1,629	Specify code	PC 892
	K8 Silver	283	W21 Terra Cherry	566	Grade 2	1,524	Grade 6	1,711		
					Grade 3	1,562	Grade 8	1,809		
					Grade 4	1,584				

HT60



One upholstery:
C.O.M.: 1.75 yd – 1,8 m

Description					Dimensions				(in)	(mm)
Rectangular table					Overall width	60	1524			
					Overall depth	30	762			
					Overall height	18	457			
Model	Legs (\$)				Upholstery / List (\$)				Laminate Finish	Other Options (\$)
HT60	E8 Silver	Std	W20 Wild Cherry	566	Grade 1	1,933	Grade 5	2,118	Specify code	PC 892
	K8 Silver	283	W21 Terra Cherry	566	Grade 2	1,948	Grade 6	2,261		
					Grade 3	2,001	Grade 8	2,424		
					Grade 4	2,044				

HRT24



One upholstery:
C.O.M.: 0.55 yd – 0,6 m

Description					Dimensions				(in)	(mm)
Round table					Overall width	24	610			
					Overall depth	24	610			
					Overall height	18	457			
Model	Legs (\$)				Upholstery / List (\$)				Laminate Finish	Other Options (\$)
HRT24	E8 Silver	Std	W20 Wild Cherry	566	Grade 1	1,543	Grade 5	1,643	Specify code	PC 892
	K8 Silver	283	W21 Terra Cherry	566	Grade 2	1,593	Grade 6	1,680		
					Grade 3	1,606	Grade 8	1,725		
					Grade 4	1,621				

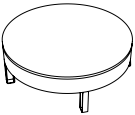
HRT36



One upholstery:
C.O.M.: 0.82 yd – 0,8 m

Description					Dimensions				(in)	(mm)
Round table					Overall width	36	915			
					Overall depth	36	915			
					Overall height	18	457			
Model	Legs (\$)				Upholstery / List (\$)				Laminate Finish	Other Options (\$)
HRT36	E8 Silver	Std	W20 Wild Cherry	566	Grade 1	2,024	Grade 5	2,118	Specify code	PC 892
	K8 Silver	283	W21 Terra Cherry	566	Grade 2	2,031	Grade 6	2,193		
					Grade 3	2,059	Grade 8	2,282		
					Grade 4	2,082				

HRT48



One upholstery:
C.O.M.: 1.09 yd – 1,1 m

Description					Dimensions				(in)	(mm)
Round table					Overall width	48	1219			
					Overall depth	48	1219			
					Overall height	18	457			
Model	Legs (\$)				Upholstery / List (\$)				Laminate Finish	Other Options (\$)
HRT48	E8 Silver	Std	W20 Wild Cherry	566	Grade 1	2,394	Grade 5	2,514	Specify code	PC 892
	K8 Silver	283	W21 Terra Cherry	566	Grade 2	2,401	Grade 6	2,595		
					Grade 3	2,440	Grade 8	2,700		
					Grade 4	2,469				

HOT



One upholstery:
C.O.M.: 2.08 yd – 2,1 m

Description					Dimensions				(in)	(mm)
Ogive table					Overall width	30	762			
					Overall depth	30	762			
					Overall height	18	457			
Model	Legs (\$)				Upholstery / List (\$)				Laminate Finish	Other Options (\$)
HOT	E8 Silver	Std			Grade 1	2,394	Grade 5	2,609	Specify code	PC 892
	K8 Silver	283			Grade 2	2,418	Grade 6	2,758		
					Grade 3	2,476	Grade 8	2,937		
					Grade 4	2,529				

MIXED OTTOMAN TABLES

ORDER SAMPLE: HRTM36 -E8-AM24-F0S

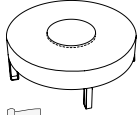
HRTM36



One upholstery:
C.O.M.: 1.48 yd – 1,5 m

Description				Dimensions		(in)	(mm)				
Mixed ottoman table				Overall width	36	915					
				Overall depth	36	915					
				Overall height	18	457					
Model	Legs (\$)			Upholstery / List (\$)				Laminate Finish	Other Options (\$)		
HRTM36	E8 Silver	Std	W20 Wild Cherry	566	Grade 1	2,074	Grade 5	2,224	Specify code	PC	892
	K8 Silver	283	W21 Terra Cherry	566	Grade 2	2,082	Grade 6	2,329			
					Grade 3	2,126	Grade 8	2,454			
					Grade 4	2,164					

HRTP48



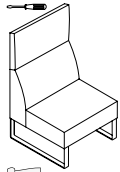
One upholstery:
C.O.M.: 2.52 yd – 2,5 m

Description				Dimensions		(in)	(mm)				
Mixed ottoman table				Overall width	48	1219					
				Overall depth	48	1219					
				Overall height	18	457					
Model	Legs (\$)			Upholstery / List (\$)				Laminate Finish	Other Options (\$)		
HRTP48	E8 Silver	Std	W20 Wild Cherry	566	Grade 1	2,869	Grade 5	3,124	Specify code	PC	892
	K8 Silver	283	W21 Terra Cherry	566	Grade 2	2,892	Grade 6	3,309			
					Grade 3	2,968	Grade 8	3,526			
					Grade 4	3,026					

HIP HOP HIGH BACK

ORDER SAMPLE: HC30H-K8-AM24-AM46-SN0-PCR

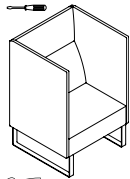
HC30H



One upholstery – upholsteries 1/2:
C.O.M.: 4.2 yd – 3,9 m
Dual upholstery – upholstery 1:
C.O.M.: 3.2 yd – 2,9 m
Dual upholstery – upholstery 2:
C.O.M.: 1.4 yd – 1,3 m

Description				Dimensions		(in)	(mm)	Dimensions		(in)	(mm)	
Straight chair				Seat width	30	762	Overall width		30	762		
High back				Seat depth	21	533	Overall depth		30	762		
				Seat height	18	457	Overall height		49	1245		
For stability purposes, this module needs to be ganged to another module.				Back width	30	762						
				Back height	33	838						
Model	Legs (\$)			Upholstery / List (\$)				Tablet Finish Option (\$)		Other Options (\$)		
HC30H	E8 Silver	Std	W20 Wild Cherry	566	Grade 1	3,042	Grade 5	3,429	NA	Std	PC	892
	K8 Silver	283	W21 Terra Cherry	566	Grade 2	3,072	Grade 6	3,689	Specify code	678	PCL	892
					Grade 3	3,191	Grade 8	4,038			PCR	892
					Grade 4	3,278						

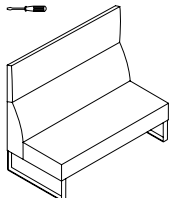
HC30HBA



One upholstery – upholsteries 1/2:
C.O.M.: 8.9 yd – 8,1 m
Dual upholstery – upholstery 1:
C.O.M.: 7.8 yd – 7,1 m
Dual upholstery – upholstery 2:
C.O.M.: 1.4 yd – 1,3 m

Description				Dimensions		(in)	(mm)	Dimensions		(in)	(mm)	
Straight chair				Seat width	30	762	Overall width		33	838		
High back				Seat depth	21	533	Overall depth		30	762		
Lateral privacy arms				Seat height	18	457	Overall height		49	1245		
				Back width	30	762						
				Back height	33	838						
Model	Legs (\$)			Upholstery / List (\$)				Tablet Finish Option (\$)		Other Options (\$)		
HC30HBA	E8 Silver	Std	W20 Wild Cherry	566	Grade 1	4,708	Grade 5	5,460	NA	Std	PC	892
	K8 Silver	283	W21 Terra Cherry	566	Grade 2	4,765	Grade 6	5,957				
					Grade 3	4,998	Grade 8	6,626				
					Grade 4	5,169						

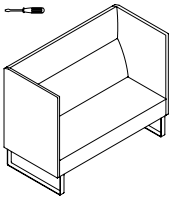
HC60H



One upholstery – upholsteries 1/2:
C.O.M.: 6 yd – 5,5 m
Dual upholstery – upholstery 1:
C.O.M.: 4.25 yd – 3,9 m
Dual upholstery – upholstery 2:
C.O.M.: 1.9 yd – 1,8 m

Description				Dimensions		(in)	(mm)	Dimensions		(in)	(mm)	
Straight chair				Seat width	60	1524	Overall width		60	762		
High back				Seat depth	21	533	Overall depth		30	762		
				Seat height	18	457	Overall height		49	1245		
				Back width	60	1524						
				Back height	33	838						
Model	Legs (\$)			Upholstery / List (\$)				Tablet Finish Option (\$)		Other Options (\$)		
HC60H	E8 Silver	Std	W20 Wild Cherry	566	Grade 1	3,681	Grade 5	4,306	NA	Std	PC	892
	K8 Silver	283	W21 Terra Cherry	566	Grade 2	3,733	Grade 6	4,723	Specify code	720	PCL	892
					Grade 3	3,919	Grade 8	5,287			PCR	892
					Grade 4	4,067						

HC60HBA

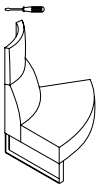


Description		Dimensions (in)		Dimensions (mm)		Dimensions (in)		Dimensions (mm)	
Straight chair		Seat width	60	1524	Overall width	63	1600		
High back		Seat depth	21	533	Overall depth	30	762		
Lateral privacy arms		Seat height	18	457	Overall height	49	1245		
		Back width	60	1524					
		Back height	33	838					

Model	Legs (\$)				Upholstery / List (\$)				Tablet Finish Option (\$)		Other Options (\$)	
HC60HBA	E8 Silver	Std	W20 Wild Cherry	566	Grade 1	5,361	Grade 5	6,352	NA	Std	PC	892
	K8 Silver	283	W21 Terra Cherry	566	Grade 2	5,443	Grade 6	7,005				
					Grade 3	5,741	Grade 8	7,898				
					Grade 4	5,972						

One upholstery – upholsteries 1/2:
C.O.M.: 10.8 yd – 9.9 m
Dual upholstery – upholstery 1:
C.O.M.: 8.9 yd – 8.1 m
Dual upholstery – upholstery 2:
C.O.M.: 1.9 yd – 1.8 m

HC1860H



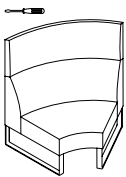
Description		Dimensions (in)		Dimensions (mm)		Dimensions (in)		Dimensions (mm)	
Wedge chair		Seat width	48	1219	Overall width	48	1219		
High back		Seat depth	21	533	Overall depth	32 ½	826		
		Seat height	18	457	Overall height	49	1245		
		Back width	27	686					
		Back height	33	838					

For stability purposes, this module needs to be ganged to another module.

Model	Legs (\$)				Upholstery / List (\$)				Tablet Finish Option (\$)		Other Options (\$)	
HC1860H	E8 Silver	Std	W20 Wild Cherry	566	Grade 1	3,570	Grade 5	3,919	NA	Std	PCL	892
	K8 Silver	283	W21 Terra Cherry	566	Grade 2	3,591	Grade 6	4,151				
					Grade 3	3,706	Grade 8	4,469	Specify code	1,026	PCR	892
					Grade 4	3,786						

One upholstery – upholsteries 1/2:
C.O.M.: 5.3 yd – 4.9 m
Dual upholstery – upholstery 1:
C.O.M.: 3.25 yd – 3 m
Dual upholstery – upholstery 2:
C.O.M.: 1.6 yd – 1.5 m

H1860CH



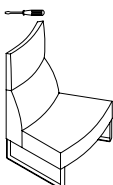
Description		Dimensions (in)		Dimensions (mm)		Dimensions (in)		Dimensions (mm)	
Wedge chair		Seat width	39	991	Overall width	48	1219		
High back		Seat depth	21	533	Overall depth	32 ½	826		
		Seat height	18	457	Overall height	49	1245		
		Back width	39	991					
		Back height	33	838					

For stability purposes, this module needs to be ganged to another module.

Model	Legs (\$)				Upholstery / List (\$)				Tablet Finish Option (\$)		Other Options (\$)	
H1860CH	E8 Silver	Std	W20 Wild Cherry	566	Grade 1	3,919	Grade 5	4,431	NA	Std	PCL	892
	K8 Silver	283	W21 Terra Cherry	566	Grade 2	3,964	Grade 6	4,782				
					Grade 3	4,120	Grade 8	5,243	Specify code	1,026	PCR	892
					Grade 4	4,240						

One upholstery – upholsteries 1/2:
C.O.M.: 5.3 yd – 4.9 m
Dual upholstery – upholstery 1:
C.O.M.: 4.5 yd – 4.1 m
Dual upholstery – upholstery 2:
C.O.M.: 1.4 yd – 1.3 m

HC4830H



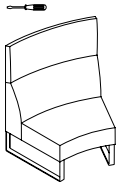
Description		Dimensions (in)		Dimensions (mm)		Dimensions (in)		Dimensions (mm)	
Wedge chair		Seat width	40 ½	1022	Overall width	40 ¼	1022		
High back		Seat depth	21	533	Overall depth	31 ¾	806		
		Seat height	18	457	Overall height	49	1245		
		Back width	29 ½	749					
		Back height	33	838					

For stability purposes, this module needs to be ganged to another module.

Model	Legs (\$)				Upholstery / List (\$)				Tablet Finish Option (\$)		Other Options (\$)	
HC4830H	E8 Silver	Std	W20 Wild Cherry	566	Grade 1	3,526	Grade 5	3,933	NA	Std	PCL	892
	K8 Silver	283	W21 Terra Cherry	566	Grade 2	3,563	Grade 6	4,209				
					Grade 3	3,681	Grade 8	4,581	Specify code	959	PCR	892
					Grade 4	3,779						

One upholstery – upholsteries 1/2:
C.O.M.: 4.7 yd – 4.3 m
Dual upholstery – upholstery 1:
C.O.M.: 3.2 yd – 2.9 m
Dual upholstery – upholstery 2:
C.O.M.: 1.5 yd – 1.4 m

H4830CH



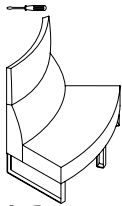
Description		Dimensions (in)		Dimensions (mm)		Dimensions (in)		Dimensions (mm)	
Wedge chair	Radius = 48" (1219 mm)	Seat width	35 ¾	909	Overall width	40 ¼	1022		
High back	Degree = 30°	Seat depth	21	533	Overall depth	31 ¾	806		
		Seat height	18	457	Overall height	49	1245		
		Back width	35 ¾	909					
		Back height	33	838					

For stability purposes, this module needs to be ganged to another module.

Model	Legs (\$)				Upholstery / List (\$)				Tablet Finish Option (\$)		Other Options (\$)	
H4830CH	E8 Silver	Std	W20 Wild Cherry	566	Grade 1	3,806	Grade 5	4,298	NA	Std	PCL	892
	K8 Silver	283	W21 Terra Cherry	566	Grade 2	3,845	Grade 6	4,625	Specify code	924	PCR	892
					Grade 3	3,993	Grade 8	5,071				
					Grade 4	4,113						

One upholstery – upholsteries 1/2:
C.O.M.: 4.7 yd – 4,3 m
Dual upholstery – upholstery 1:
C.O.M.: 4.1 yd – 3,7 m
Dual upholstery – upholstery 2:
C.O.M.: 1.6 yd – 1,5 m

HC4845H

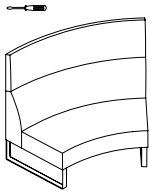


Description		Dimensions (in)		Dimensions (mm)		Dimensions (in)		Dimensions (mm)	
Wedge chair	Radius = 48" (1219 mm)	Seat width	44	1118	Overall width	60	1524		
High back	Degree = 45°	Seat depth	21	533	Overall depth	34	864		
		Seat height	18	457	Overall height	49	1245		
		Back width	43 ½	1108					
		Back height	33	838					

Model	Legs (\$)				Upholstery / List (\$)				Tablet Finish Option (\$)		Other Options (\$)	
HC4845H	E8 Silver	Std	W20 Wild Cherry	699	Grade 1	5,087	Grade 5	5,674	NA	Std	PCL	892
	K8 Silver	312	W21 Terra Cherry	699	Grade 2	5,132	Grade 6	6,061	Specify code	994	PCR	892
					Grade 3	5,311	Grade 8	6,596				
					Grade 4	5,451						

One upholstery – upholsteries 1/2:
C.O.M.: 6.3 yd – 5,8 m
Dual upholstery – upholstery 1:
C.O.M.: 4.4 yd – 4 m
Dual upholstery – upholstery 2:
C.O.M.: 1.9 yd – 1,7 m

H4845CH

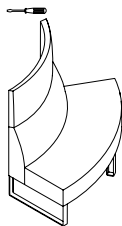


Description		Dimensions (in)		Dimensions (mm)		Dimensions (in)		Dimensions (mm)	
Wedge chair	Radius = 48" (1219 mm)	Seat width	53	1346	Overall width	60	1524		
High back	Degree = 45°	Seat depth	21	533	Overall depth	34	864		
		Seat height	18	457	Overall height	49	1245		
		Back width	53	1346					
		Back height	33	838					

Model	Legs (\$)				Upholstery / List (\$)				Tablet Finish Option (\$)		Other Options (\$)	
H4845CH	E8 Silver	Std	W20 Wild Cherry	699	Grade 1	4,581	Grade 5	5,146	NA	Std	PCL	892
	K8 Silver	312	W21 Terra Cherry	699	Grade 2	4,625	Grade 6	5,517	Specify code	994	PCR	892
					Grade 3	4,795	Grade 8	6,031				
					Grade 4	4,931						

One upholstery – upholsteries 1/2:
C.O.M.: 6 yd – 5,5 m
Dual upholstery – upholstery 1:
C.O.M.: 4.9 yd – 4,5 m
Dual upholstery – upholstery 2:
C.O.M.: 1.8 yd – 1,6 m

HC4860H

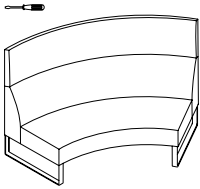


Description		Dimensions (in)		Dimensions (mm)		Dimensions (in)		Dimensions (mm)	
Wedge chair	Radius = 48" (1219 mm)	Seat width	78	1981	Overall width	78	1981		
High back	Degree = 60°	Seat depth	21	533	Overall depth	37	940		
		Seat height	18	457	Overall height	49	1245		
		Back width	57	1448					
		Back height	33	838					

Model	Legs (\$)				Upholstery / List (\$)				Tablet Finish Option (\$)		Other Options (\$)	
HC4860H	E8 Silver	Std	W20 Wild Cherry	699	Grade 1	4,960	Grade 5	5,548	NA	Std	PCL	892
	K8 Silver	312	W21 Terra Cherry	699	Grade 2	5,004	Grade 6	5,949	Specify code	1,116	PCR	892
					Grade 3	5,182	Grade 8	6,484				
					Grade 4	5,326						

One upholstery – upholsteries 1/2:
C.O.M.: 7.6 yd – 6,9 m
Dual upholstery – upholstery 1:
C.O.M.: 4.9 yd – 4,7 m
Dual upholstery – upholstery 2:
C.O.M.: 3.5 yd – 3,2 m

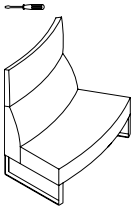
H4860CH



One upholstery – upholsteries 1/2:
C.O.M.: 7.1 yd – 6,5 m
Dual upholstery – upholstery 1:
C.O.M.: 5.5 yd – 5 m
Dual upholstery – upholstery 2:
C.O.M.: 2.5 yd – 2,3 m

Description		Dimensions (in) (mm)		Dimensions (in) (mm)			
Wedge chair	Radius = 48" (1219 mm)	Seat width	69 ¼ 1759	Overall width	78 1981		
High back	Degree = 60°	Seat depth	21 533	Overall depth	37 940		
		Seat height	18 457	Overall height	49 1245		
		Back width	69 ¼ 1759				
		Back height	33 838				
Model	Legs (\$)	Upholstery / List (\$)		Tablet Finish Option (\$)		Other Options (\$)	
H4860CH	E8 Silver Std W20 Wild Cherry 699	Grade 1	5,474	Grade 5	6,100	NA Std	PCL 892
	K8 Silver 312 W21 Terra Cherry 699	Grade 2	5,527	Grade 6	6,515	Specify code 1,160	PCR 892
		Grade 3	5,713	Grade 8	7,072		
		Grade 4	5,861				

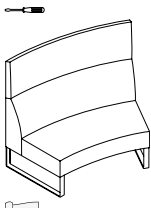
HC7830H



One upholstery – upholsteries 1/2:
C.O.M.: 4.7 yd – 4,3 m
Dual upholstery – upholstery 1:
C.O.M.: 4.3 yd – 3,9 m
Dual upholstery – upholstery 2:
C.O.M.: 1.8 yd – 1,6 m

Description		Dimensions (in) (mm)		Dimensions (in) (mm)			
Wedge chair	Radius = 78" (1981 mm)	Seat width	56 1422	Overall width	56 1422		
High back	Degree = 30°	Seat depth	21 533	Overall depth	32 ¾ 832		
		Seat height	18 457	Overall height	49 1245		
		Back width	45 1143				
		Back height	33 838				
Model	Legs (\$)	Upholstery / List (\$)		Tablet Finish Option (\$)		Other Options (\$)	
HC7830H	E8 Silver Std W20 Wild Cherry 566	Grade 1	4,209	Grade 5	4,753	NA Std	PCL 892
	K8 Silver 283 W21 Terra Cherry 566	Grade 2	4,255	Grade 6	5,118	Specify code 991	PCR 892
		Grade 3	4,418	Grade 8	5,608		
		Grade 4	4,543				

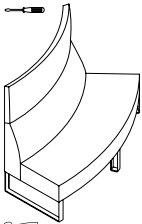
H7830CH



One upholstery – upholsteries 1/2:
C.O.M.: 6.1 yd – 5,6 m
Dual upholstery – upholstery 1:
C.O.M.: 4.4 yd – 4 m
Dual upholstery – upholstery 2:
C.O.M.: 1.7 yd – 1,6 m

Description		Dimensions (in) (mm)		Dimensions (in) (mm)			
Wedge chair	Radius = 78" (1981 mm)	Seat width	51 ½ 1308	Overall width	56 1422		
High back	Degree = 30°	Seat depth	21 533	Overall depth	32 ¾ 832		
		Seat height	18 457	Overall height	49 1245		
		Back width	51 ½ 1308				
		Back height	33 838				
Model	Legs (\$)	Upholstery / List (\$)		Tablet Finish Option (\$)		Other Options (\$)	
H7830CH	E8 Silver Std W20 Wild Cherry 566	Grade 1	4,425	Grade 5	5,056	NA Std	PCL 892
	K8 Silver 283 W21 Terra Cherry 566	Grade 2	4,477	Grade 6	5,479	Specify code 991	PCR 892
		Grade 3	4,672	Grade 8	6,053		
		Grade 4	4,819				

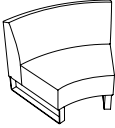
HC7845H




One upholstery – upholsteries 1/2:
C.O.M.: 7.9 yd – 7,2 m
Dual upholstery – upholstery 1:
C.O.M.: 5 yd – 4,6 m
Dual upholstery – upholstery 2:
C.O.M.: 2.9 yd – 2,7 m

Description		Dimensions (in) (mm)		Dimensions (in) (mm)			
Wedge chair	Radius = 78" (1981 mm)	Seat width	83 2108	Overall width	83 2108		
High back	Degree = 45°	Seat depth	21 533	Overall depth	36 915		
		Seat height	18 457	Overall height	49 1245		
		Back width	67 1702				
		Back height	21 533				
Model	Legs (\$)	Upholstery / List (\$)		Tablet Finish Option (\$)		Other Options (\$)	
HC7845H	E8 Silver Std W20 Wild Cherry 699	Grade 1	5,251	Grade 5	5,905	NA Std	PCL 892
	K8 Silver 312 W21 Terra Cherry 699	Grade 2	5,303	Grade 6	6,336	Specify code 1,130	PCR 892
		Grade 3	5,496	Grade 8	6,931		
		Grade 4	5,653				

HJ2445C

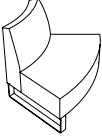


Description		Dimensions	(in)	(mm)	Dimensions	(in)	(mm)
Wedge chair	Radius = 24"	Seat width	32	813	Overall width	37	940
	Degree = 45°	Seat depth	17	432	Overall depth	26	661
		Seat height	14	356	Overall height	28	711
		Back height	14	356			
		Back width	34 1/2	876			



 One upholstery – upholsteries 1/2:
 C.O.M.: 3.1 yd – 2,8 m
 Dual upholstery – upholstery 1:
 C.O.M.: 1.7 yd – 1,6 m
 Dual upholstery – upholstery 2:
 C.O.M.: 1.3 yd – 1,2 m

Model	Legs (\$)		Upholstery / List (\$)	
HJ2445C	E8 Silver	Std	Grade 1 2,766	Grade 5 3,049
			Grade 2 2,788	Grade 6 3,249
			Grade 3 2,869	Grade 8 3,488
			Grade 4 2,937	

HJC2445



Description		Dimensions	(in)	(mm)	Dimensions	(in)	(mm)
Wedge chair	Radius = 24"	Seat width	32	813	Overall width	37	940
	Degree = 45°	Seat depth	17	432	Overall depth	26	661
		Seat height	14	356	Overall height	28	711
		Back height	14	356			
		Back width	25 1/4	641			

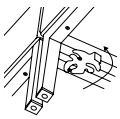

 One upholstery – upholsteries 1/2:
 C.O.M.: 2.9 yd – 2,6 m
 Dual upholstery – upholstery 1:
 C.O.M.: 1.6 yd – 1,4 m
 Dual upholstery – upholstery 2:
 C.O.M.: 1.3 yd – 1,2 m

Model	Legs (\$)		Upholstery / List (\$)	
HJC2445	E8 Silver	Std	Grade 1 2,722	Grade 5 2,990
			Grade 2 2,745	Grade 6 3,183
			Grade 3 2,827	Grade 8 3,406
			Grade 4 2,886	

ACCESSORIES

ORDER SAMPLE: GANG3

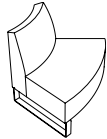
GANG3



Description	
Ganging device for Hip Hop with type E legs only	
Includes 2 ganging devices	
Can gang 2 modules together	

Model	List (\$)
GANG3	44

GANGK/GANGW




Description	
Ganging device for Hip Hop with type K and W legs only	
Includes 2 ganging devices with hardware	
Can gang 2 modules together	

Model	Legs (\$)	List (\$)
GANG	K For laser cut steel legs	44
	W For stained wood legs	

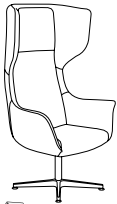
SPECIFICATIONS

- All models ship assembled.
- Fabric/fabric, fabric/vinyl, fabric/leather and vinyl/vinyl dual upholstery is available. The first upholstery code is for the inside of the chair, the second upholstery code is for the outside of the chair. As for the ottoman, the first upholstery code is for the top of the ottoman, the second upholstery code is for the sides.
- If dual upholstery combination is from two different grades, list price is the highest grade of the two.
- The double stitching will be matched in tone with the chosen upholstery.
- Polished Chrome base and mounting tube.
- Please consult page 53 for frame finishes.
- C.O.M./C.O.V. available. Please refer to page 49.



SAMPLE ORDER: RS1-E1-AM46-DN04-SW-FH-CB4-GLD

RS1



One upholstery – upholsteries 1/2:
C.O.M.: 5.3 yd – 4,8 m
Dual upholstery – upholstery 1:
C.O.M.: 3 yd – 2,8 m
Dual upholstery – upholstery 2:
C.O.M.: 2.5 yd – 2,3 m

SAMPLE ORDER: RS1-E1-AM46-DN04-SW-FH-CB4-GLD											
Description				Dimensions		(in)	(mm)	Dimensions		(in)	(mm)
Armchair				Seat width	20	508	Overall width		33	838	
4-legged chrome base				Seat depth	18 ½	470	Overall depth		27	686	
Swivel only				Seat height	18 ½	470	Overall height		57 ½	1461	
Fixed height				Back height	40	1016	Width between arms		23	584	
Model	Frame	Upholstery / List (\$)		Mechanism		Mounting tube		Base		Glides	
RS1	E1 Std	Grade 1	4,090	SW	Std	FH	Std	CB4	Std	GLD	Std
		Grade 2	4,336								
		Grade 3	4,581								
		Grade 4	4,828								
		Grade 5	5,079								
		Grade 6	5,331								
		Grade 7	8,916								
		Grade 8	5,564								

RS0



One upholstery – upholsteries 1/2:
C.O.M.: 0.9 yd – 0,8 m
Dual upholstery – upholstery 1:
C.O.M.: 0.7 yd – 0,7 m
Dual upholstery – upholstery 2:
C.O.M.: 0.2 yd – 0,2 m

Description				Dimensions		(in)	(mm)		
Ottoman				Overall width	21 ¾	552			
4-legged chrome base				Overall depth	19 ½	495			
Fixed height				Overall height	17 ½	445			
Model	Frame	Upholstery / List (\$)		Mounting tube		Base		Glides	
RS0	E1 Std	Grade 1	820	FH	Std	CB4	Std	GLD	Std
		Grade 2	862						
		Grade 3	900						
		Grade 4	954						
		Grade 5	996						
		Grade 6	1,047						
		Grade 7	1,370						
		Grade 8	1,095						

SPECIFICATIONS

- All models ship assembled.
- Available in one-tone only.
- 4 ½" (102 mm) high metal legs in Polished Chrome finish for PF1818L, PFQ1818L & PFR3618L models.
- Please consult page 53 for frame finishes.
- C.O.M./C.O.V. available. Please refer to page 49.

SAMPLE ORDER: PF1818-AM24

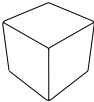
PF1818



One upholstery:
C.O.M.: 1.2 yd – 1,1 m

Description		Dimensions		(in)	(mm)
Round ottoman		Overall width	18	457	
		Overall depth	18	457	
		Overall height	17 ¼	438	
Model	Upholstery / List (\$)				
PF1818	Grade 1	609	Grade 5	745	
	Grade 2	617	Grade 6	849	
	Grade 3	664	Grade 7	967	
	Grade 4	692	Grade 8	900	

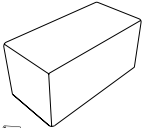
PFQ1818



One upholstery:
C.O.M.: 1.7 yd – 1,6 m

Description		Dimensions		(in)	(mm)
Square ottoman		Overall width	18	457	
		Overall depth	18	457	
		Overall height	17 ¼	438	
Model	Upholstery / List (\$)				
PFQ1818	Grade 1	631	Grade 5	780	
	Grade 2	646	Grade 6	886	
	Grade 3	692	Grade 7	1,152	
	Grade 4	720	Grade 8	1,006	

PFR3618



One upholstery:
C.O.M.: 2.3 yd – 2,1 m

Description		Dimensions		(in)	(mm)
Rectangular ottoman		Overall width	36	915	
		Overall depth	18	457	
		Overall height	17 ¼	438	
Model	Upholstery / List (\$)				
PFR3618	Grade 1	937	Grade 5	1,122	
	Grade 2	954	Grade 6	1,265	
	Grade 3	1,011	Grade 7	1,704	
	Grade 4	1,056	Grade 8	1,428	

OTTOMANS WITH METAL LEGS

SAMPLE ORDER: PF1818L-E1-AM24

PF1818L



One upholstery:
C.O.M.: 0.9 yd – 0,8 m

Description		Dimensions		(in)	(mm)
Round ottoman Polished Chrome legs		Overall width	18	457	
		Overall depth	18	457	
		Overall height	17 ¼	438	
Model	Frame	Upholstery / List (\$)			
PF1818L	E1	Grade 1	795	Grade 5	900
		Grade 2	803	Grade 6	981
		Grade 3	832	Grade 7	1,160
		Grade 4	862	Grade 8	1,071

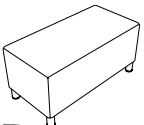
PFQ1818L



One upholstery:
C.O.M.: 1.4 yd – 1,3 m

Description		Dimensions		(in)	(mm)
Square ottoman Polished Chrome legs		Overall width	18	457	
		Overall depth	18	457	
		Overall height	17 ¼	438	
Model	Frame	Upholstery / List (\$)			
PFQ1818L	E1	Grade 1	820	Grade 5	924
		Grade 2	825	Grade 6	1,006
		Grade 3	855	Grade 7	1,176
		Grade 4	886	Grade 8	1,095

PFR3618L



One upholstery:
C.O.M.: 2.1 yd – 1,9 m

Description		Dimensions		(in)	(mm)
Rectangular ottoman Polished Chrome legs		Overall width	36	915	
		Overall depth	18	457	
		Overall height	17 ¼	438	
Model	Frame	Upholstery / List (\$)			
PFR1836L	E1	Grade 1	1,095	Grade 5	1,300
		Grade 2	1,116	Grade 6	1,452
		Grade 3	1,176	Grade 7	1,941
		Grade 4	1,219	Grade 8	1,621

SENCHA – METAL LEGS

SPECIFICATIONS

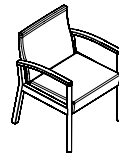
- Guest and bariatric chairs come standard with metal wall-saver legs and ship assembled (with the exception of center and end units).
- Chairs have an easy clean-out space at the back of the seat.
- Fabric/fabric, fabric/vinyl and vinyl/vinyl dual upholstery is available. Refer to the dual upholstery application guidelines.
- If dual upholstery combination is from two different grades, list price is the highest grade of the two.
- Standard with antimicrobial finish.
- Standard black polyurethane armcaps.
- Field-replaceable components.
- Optional cleanable underseat protection (CUP).
- Please consult page 53 for frame finishes.
- C.O.M./C.O.V. available. Please refer to page 49.

TANDEM SEATING CONFIGURATIONS:

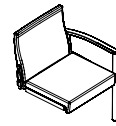
Tandem seating comes preconfigured in 2 to 3 seater units from the Groupe Lacasse facility.

A tandem seating configuration must start with a starter unit (models HMGS or HMBS), followed by a center unit (models HMGC or HMBC) and completed with an end unit (models HMGE or HMBE).

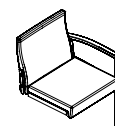
Sencha tandem products can also be easily configured on location; a maximum of 4 units is recommended.



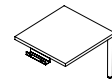
Starter Unit



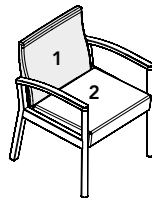
Center Unit(s)



End Unit

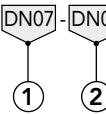


A table can be ganged to any unit – on location only.



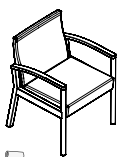
DUAL UPHOLSTERY APPLICATION

SAMPLE ORDER: HMGA-M2-DN07-DN08-CUP



SAMPLE ORDER: HMGA-M2-DN07-DN08-CUP

HMGA

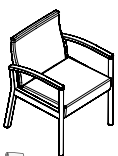


One upholstery – upholsteries 1/2:
C.O.M.: 1.68 yd – 1,54 m
Dual upholstery – upholstery 1:
C.O.M.: 0.91 yd – 0,83 m
Dual upholstery – upholstery 2:
C.O.M.: 0.79 yd – 0,72 m

Description	Dimensions	(in)	(mm)	Dimensions	(in)	(mm)
Freestanding guest chair	Seat width	21	533	Overall width	24	610
Metal legs	Seat depth	18 ¾	476	Overall depth	24	610
Black polyurethane armcaps	Seat height	18 ½	470	Overall height	33	838
	Arm height	25 ¾	654	Width between arms	21	533

Model	Frame / Legs	Upholstery / List (\$)	Other options (\$)
HMGA	M1 Std	Grade 1	1,737
		Grade 2	1,775
	M2 N/C	Grade 3	1,806
		Grade 4	1,828
		Grade 5	1,884
		Grade 6	1,968
		Grade 7	2,771
		Grade 8	2,060
			CUP 69

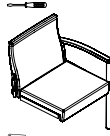
HMGS



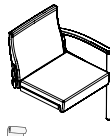
One upholstery – upholsteries 1/2:
C.O.M.: 1.68 yd – 1,54 m
Dual upholstery – upholstery 1:
C.O.M.: 0.91 yd – 0,83 m
Dual upholstery – upholstery 2:
C.O.M.: 0.79 yd – 0,72 m

Description	Dimensions	(in)	(mm)	Dimensions	(in)	(mm)
Starter unit – guest	Seat width	21	533	Overall width	24	610
Metal legs	Seat depth	18 ¾	476	Overall depth	24	610
Black polyurethane armcaps	Seat height	18 ½	470	Overall height	33	838
	Arm height	25 ¾	654	Width between arms	21	533

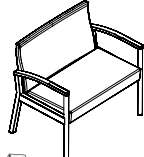
Model	Frame / Legs	Upholstery / List (\$)	Other options (\$)
HMGS	M1 Std	Grade 1	1,775
		Grade 2	1,816
	M2 N/C	Grade 3	1,846
		Grade 4	1,866
		Grade 5	1,921
		Grade 6	2,006
		Grade 7	2,810
		Grade 8	2,101
			CUP 69

HMGC		Description		Dimensions (in) (mm)		Dimensions (in) (mm)	
	Center unit – guest		Seat width	21	533	Overall width	22 559
	Metal legs		Seat depth	18¾	476	Overall depth	24 610
	Black polyurethane armcaps		Seat height	18½	470	Overall height	33 838
			Arm height	25¾	654	Width between arms	21 533
Model	Frame / Legs	Upholstery / List (\$)	Other options (\$)				
HMGC	M1 Std	Grade 1	1,388	CUP 69			
		Grade 2	1,427				
	M2 N/C	Grade 3	1,457				
		Grade 4	1,489				
		Grade 5	1,535				
		Grade 6	1,621				
		Grade 7	2,423				
		Grade 8	1,713				

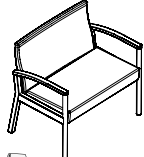
One upholstery – upholsteries 1/2:
C.O.M.: 1.68 yd – 1,54 m
Dual upholstery – upholstery 1:
C.O.M.: 0.91 yd – 0,83 m
Dual upholstery – upholstery 2:
C.O.M.: 0.79 yd – 0,72 m

HMGE		Description		Dimensions (in) (mm)		Dimensions (in) (mm)	
	End unit – guest		Seat width	21	533	Overall width	22 559
	Metal legs		Seat depth	18¾	476	Overall depth	24 610
	Black polyurethane armcaps		Seat height	18½	470	Overall height	33 838
			Arm height	25¾	654	Width between arms	21 533
Model	Frame / Legs	Upholstery / List (\$)	Other options (\$)				
HMGE	M1 Std	Grade 1	1,349	CUP 69			
		Grade 2	1,388				
	M2 N/C	Grade 3	1,421				
		Grade 4	1,442				
		Grade 5	1,497				
		Grade 6	1,581				
		Grade 7	2,386				
		Grade 8	1,673				

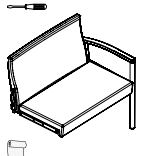
One upholstery – upholsteries 1/2:
C.O.M.: 1.68 yd – 1,54 m
Dual upholstery – upholstery 1:
C.O.M.: 0.91 yd – 0,83 m
Dual upholstery – upholstery 2:
C.O.M.: 0.79 yd – 0,72 m

HMBA		Description		Dimensions (in) (mm)		Dimensions (in) (mm)	
	Freestanding bariatric chair		Seat width	31½	800	Overall width	35 889
	Metal legs		Seat depth	18¾	476	Overall depth	24 610
	Black polyurethane armcaps		Seat height	18½	470	Overall height	33 838
			Arm height	25¾	654	Width between arms	31½ 800
Model	Frame / Legs	Upholstery / List (\$)	Other options (\$)				
HMBA	M1 Std	Grade 1	1,899	CUP 69			
		Grade 2	1,953				
	M2 N/C	Grade 3	1,999				
		Grade 4	2,037				
		Grade 5	2,107				
		Grade 6	2,230				
		Grade 7	3,450				
		Grade 8	2,363				

One upholstery – upholsteries 1/2:
C.O.M.: 2.43 yd – 2,22 m
Dual upholstery – upholstery 1:
C.O.M.: 1.32 yd – 1,21 m
Dual upholstery – upholstery 2:
C.O.M.: 1.1 yd – 1 m

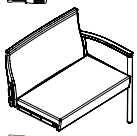
HMBS		Description		Dimensions (in) (mm)		Dimensions (in) (mm)	
	Starter unit – bariatric		Seat width	31½	800	Overall width	35 889
	Metal legs		Seat depth	18¾	476	Overall depth	24 610
	Black polyurethane armcaps		Seat height	18½	470	Overall height	33 838
			Arm height	25¾	654	Width between arms	31½ 800
Model	Frame / Legs	Upholstery / List (\$)	Other options (\$)				
HMBS	M1 Std	Grade 1	1,936	CUP 69			
		Grade 2	1,993				
	M2 N/C	Grade 3	2,046				
		Grade 4	2,077				
		Grade 5	2,147				
		Grade 6	2,269				
		Grade 7	3,488				
		Grade 8	2,407				

One upholstery – upholsteries 1/2:
C.O.M.: 2.43 yd – 2,22 m
Dual upholstery – upholstery 1:
C.O.M.: 1.32 yd – 1,21 m
Dual upholstery – upholstery 2:
C.O.M.: 1.1 yd – 1 m

HMBC		Description		Dimensions (in) (mm)		Dimensions (in) (mm)	
	Center unit – bariatric		Seat width	31½	800	Overall width	33 838
	Metal legs		Seat depth	18¾	476	Overall depth	24 610
	Black polyurethane armcaps		Seat height	18½	470	Overall height	33 838
			Arm height	25¾	654	Width between arms	31½ 800
Model	Frame / Legs	Upholstery / List (\$)	Other options (\$)				
HMBC	M1 Std	Grade 1	1,581	CUP 69			
		Grade 2	1,628				
	M2 N/C	Grade 3	1,683				
		Grade 4	1,713				
		Grade 5	1,791				
		Grade 6	1,905				
		Grade 7	3,125				
		Grade 8	2,046				

One upholstery – upholsteries 1/2:
C.O.M.: 2.43 yd – 2,22 m
Dual upholstery – upholstery 1:
C.O.M.: 1.32 yd – 1,21 m
Dual upholstery – upholstery 2:
C.O.M.: 1.1 yd – 1 m

HMBE

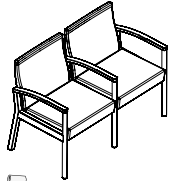


One upholstery – upholsteries 1/2:
C.O.M.: 2.43 yd – 2,22 m
Dual upholstery – upholstery 1:
C.O.M.: 1.32 yd – 1,21 m
Dual upholstery – upholstery 2:
C.O.M.: 1.1 yd – 1 m

Description	Dimensions (in)	(mm)	Dimensions (in)	(mm)		
End unit – bariatric	Seat width	31 ½	800	Overall width	33	838
Metal legs	Seat depth	18 ¾	476	Overall depth	24	610
Black polyurethane armcaps	Seat height	18 ½	470	Overall height	33	838
	Arm height	25 ¾	654	Width between arms	31 ½	800

Model	Frame / Legs	Upholstery / List (\$)	Other options (\$)
HMBE	M1 Std	Grade 1	1,535
		Grade 2	1,590
	M2 N/C	Grade 3	1,644
		Grade 4	1,673
		Grade 5	1,743
		Grade 6	1,866
		Grade 7	3,087
		Grade 8	2,006

HM2G

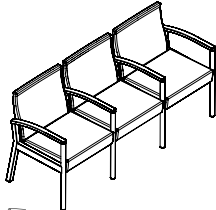


One upholstery – upholsteries 1/2:
C.O.M.: 3.36 yd – 3,08 m
Dual upholstery – upholstery 1:
C.O.M.: 1.82 yd – 1,66 m
Dual upholstery – upholstery 2:
C.O.M.: 1.58 yd – 1,44 m

Description	Dimensions (in)	(mm)	Dimensions (in)	(mm)		
Guest – 2-seater unit	Seat width	21	533	Overall width	46	1168
Metal legs	Seat depth	18 ¾	476	Overall depth	24	610
Black polyurethane armcaps	Seat height	18 ½	470	Overall height	33	838
	Arm height	25 ¾	654	Width between arms	21	533

Model	Frame / Legs	Upholstery / List (\$)	Other options (\$)
HM2G	M1 Std	Grade 1	3,093
		Grade 2	3,170
	M2 N/C	Grade 3	3,233
		Grade 4	3,279
		Grade 5	3,387
		Grade 6	3,558
		Grade 7	5,163
		Grade 8	3,742

HM3G

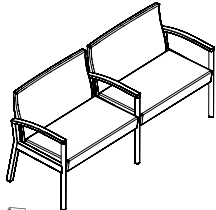


One upholstery – upholsteries 1/2:
C.O.M.: 5.04 yd – 4,62 m
Dual upholstery – upholstery 1:
C.O.M.: 2.73 yd – 2,49 m
Dual upholstery – upholstery 2:
C.O.M.: 2.37 yd – 2,16 m

Description	Dimensions (in)	(mm)	Dimensions (in)	(mm)		
Guest – 3-seater unit	Seat width	21	533	Overall width	68	1727
Metal legs	Seat depth	18 ¾	476	Overall depth	24	610
Black polyurethane armcaps	Seat height	18 ½	470	Overall height	33	838
	Arm height	25 ¾	654	Width between arms	21	533

Model	Frame / Legs	Upholstery / List (\$)	Other options (\$)
HM3G	M1 Std	Grade 1	4,483
		Grade 2	4,599
	M2 N/C	Grade 3	4,691
		Grade 4	4,770
		Grade 5	4,925
		Grade 6	5,178
		Grade 7	7,586
		Grade 8	5,455

HM2B

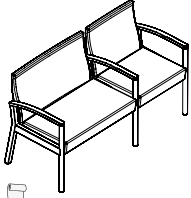


One upholstery – upholsteries 1/2:
C.O.M.: 4.86 yd – 4,44 m
Dual upholstery – upholstery 1:
C.O.M.: 2.64 yd – 2,42 m
Dual upholstery – upholstery 2:
C.O.M.: 2.2 yd – 2 m

Description	Dimensions (in)	(mm)	Dimensions (in)	(mm)		
Bariatric – 2-seater unit	Seat width	31 ½	800	Overall width	68	1727
Metal legs	Seat depth	18 ¾	476	Overall depth	24	610
Black polyurethane armcaps	Seat height	18 ½	470	Overall height	33	838
	Arm height	25 ¾	654	Width between arms	31 ½	800

Model	Frame / Legs	Upholstery / List (\$)	Other options (\$)
HM2B	M1 Std	Grade 1	3,442
		Grade 2	3,550
	M2 N/C	Grade 3	3,659
		Grade 4	3,719
		Grade 5	3,858
		Grade 6	4,106
		Grade 7	6,545
		Grade 8	4,385

HM2BG

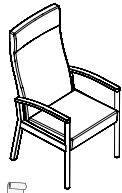


One upholstery – upholsteries 1/2:
C.O.M.: 4.11 yd – 3,76 m
Dual upholstery – upholstery 1:
C.O.M.: 2.23 yd – 2,04 m
Dual upholstery – upholstery 2:
C.O.M.: 1.89 yd – 1,72 m

Description	Dimensions (in)	(mm)	Dimensions (in)	(mm)		
Bariatric/Guest – 2-seater unit	Seat width	31 ½- 21	800 - 533	Overall width	57	1448
Metal legs	Seat depth	18 ¾	476	Overall depth	24	610
Black polyurethane armcaps	Seat height	18 ½	470	Overall height	33	838
	Arm height	25 ¾	654	Width between arms	31 ½-21	800-533

Model	Frame / Legs	Upholstery / List (\$)	Other options (\$)
HM2BG	M1 Std	Grade 1	3,279
		Grade 2	3,372
	M2 N/C	Grade 3	3,457
		Grade 4	3,511
		Grade 5	3,634
		Grade 6	3,845
		Grade 7	5,867
		Grade 8	4,076
			CUP 139

HMPH

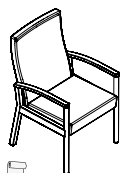


One upholstery – upholsteries 1/2:
C.O.M.: 2.50 yd – 2,29 m
Dual upholstery – upholstery 1:
C.O.M.: 1.72 yd – 1,57 m
Dual upholstery – upholstery 2:
C.O.M.: 0.79 yd – 0,72 m

Description	Dimensions (in)	(mm)	Dimensions (in)	(mm)		
High back patient chair	Seat width	21	533	Overall width	24	610
Metal legs	Seat depth	18 ¾	476	Overall depth	27	686
Black polyurethane armcaps	Seat height	18 ½	470	Overall height	47	1194
	Arm height	25 ¾	654	Width between arms	21	533

Model	Frame / Legs	Upholstery / List (\$)	Other options (\$)
HMPH	M1 Std	Grade 1	1,884
		Grade 2	1,936
	M2 N/C	Grade 3	1,993
		Grade 4	2,022
		Grade 5	2,101
		Grade 6	2,224
		Grade 7	3,294
		Grade 8	2,363
			CUP 69


HMPM




One upholstery – upholsteries 1/2:
C.O.M.: 2.50 yd – 2,29 m
Dual upholstery – upholstery 1:
C.O.M.: 1.72 yd – 1,57 m
Dual upholstery – upholstery 2:
C.O.M.: 0.79 yd – 0,72 m

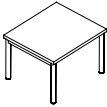
Description	Dimensions (in)	(mm)	Dimensions (in)	(mm)		
Mid back patient chair	Seat width	21	533	Overall width	24	610
Metal legs	Seat depth	18 ¾	476	Overall depth	25	635
Black polyurethane armcaps	Seat height	18 ½	470	Overall height	39	991
	Arm height	25 ¾	654	Width between arms	21	533

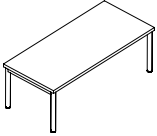
Model	Frame / Legs	Upholstery / List (\$)	Other options (\$)
HMPM	M1 Std	Grade 1	1,852
		Grade 2	1,905
	M2 N/C	Grade 3	1,960
		Grade 4	1,993
		Grade 5	2,070
		Grade 6	2,192
		Grade 7	3,264
		Grade 8	2,332
			CUP 69

HMHP		Description	Dimensions (in)	(mm)	Dimensions (in)	(mm)		
 <p>One upholstery – upholsteries 1/2: C.O.M.: 1.68 yd – 1,54 m Dual upholstery – upholstery 1: C.O.M.: 0.91 yd – 0,83 m Dual upholstery – upholstery 2: C.O.M.: 0.79 yd – 0,72 m</p>		Hip chair	Seat width	21	533	Overall width	24	610
		Metal legs	Seat depth	18 ¾	476	Overall depth	24	610
		Black polyurethane armcaps	Seat height	24 ¾	628	Overall height	39 ¾	1010
			Arm height	32	813	Width between arms	21	533
Model	Frame / Legs	Upholstery / List (\$)	Other options (\$)					
HMHP	M1	Std	Grade 1	1,797	CUP 69			
		N/C	Grade 2	1,828				
			Grade 3	1,866				
			Grade 4	1,890				
			Grade 5	1,936				
			Grade 6	2,022				
			Grade 7	2,870				
			Grade 8	2,161				

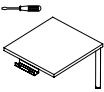
HMOT		Description	Dimensions (in)	(mm)			
 <p>One upholstery: C.O.M.: 0.84 yd – 0,77 m</p>		Upholstered Ottoman	Overall width	19	483		
		Metal legs	Overall depth	16	406		
		Single upholstery application	Overall height	10 ¾	260		
Model	Frame / Legs	Upholstery / List (\$)	Other options (\$)				
HMOT	M1	Std	Grade 1	462	Grade 5	516	CUP 69
		N/C	Grade 2	478	Grade 6	555	
			Grade 3	493	Grade 7	887	
			Grade 4	503	Grade 8	587	


TABLES SAMPLE ORDER: HM-T24-M1-FOS

HM-T24		Description	Dimensions (in)	(mm)	
		Freestanding table – 24" L (610 mm)	Overall width	24	610
		Metal legs	Overall depth	21	533
			Overall height	16	406
Model	Frame / Legs	Laminate finish	List (\$)		
HM-T24	M1 Std M2 N/C		602		

HM-T46		Description	Dimensions (in)	(mm)	
		Freestanding table – 46" L (1168 mm)	Overall width	46	1168
		Metal legs	Overall depth	21	533
			Overall height	16	406
Model	Frame / Legs	Laminate finish	List (\$)		
HM-T46	M1 Std M2 N/C		787		

HM-TD		Description	Dimensions (in)	(mm)	
		Table – divider unit	Overall width	20 ¾	514
			Overall depth	21	533
			Overall height	1	25
Model	Laminate finish	List (\$)			
HM-TD		401			

HM-TE		Description	Dimensions (in)	(mm)	
		Table – end unit	Overall width	22 ¾	565
		Metal legs	Overall depth	21	533
			Overall height	16	406
Model	Frame / Legs	Laminate finish	List (\$)		
HM-TE	M1 Std M2 N/C		493		

HM-T90		Description	Dimensions (in)	(mm)	
		Table – corner unit	Overall width	37	940
			Overall depth	21	533
			Overall height	1	25
Model	Laminate finish	List (\$)			
HM-T90		757			

SENCHA – WOOD LEGS

SPECIFICATIONS

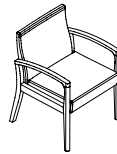
- Guest and bariatric chairs come standard with wall-saver legs and ship assembled (with the exception of center and end units).
- Chairs have an easy clean-out space at the back of the seat.
- Solid steel underseat construction.
- Fabric/fabric, fabric/vinyl and vinyl/vinyl dual upholstery is available. Refer to the dual upholstery application guidelines.
- Field-replaceable components.
- If dual upholstery combination is from two different grades, list price is the highest grade of the two.
- Choice of several antimicrobial European beech wood frame/leg finishes.
- Choice of optional Corian® armcaps: Black **BAC** and White **WAC**.
- Please consult page 53 for frame finishes.
- C.O.M./C.O.V. available. Please refer to page 49.

TANDEM SEATING CONFIGURATIONS:

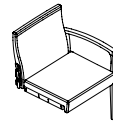
Tandem seating comes preconfigured in 2- to 3-seater units from the Groupe Lacasse facility.

A tandem seating configuration must start with a starter unit (models HEGS or HEBS), followed by a center unit (models HEGC or HEBC) and completed with an end unit (models HEGE or HEBE).

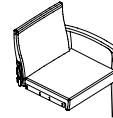
Sencha tandem products can also be easily configured on location; a maximum of 4 units is recommended.



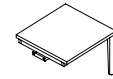
Starter Unit



Center Unit(s)



End Unit



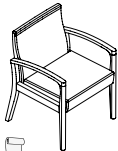
A table can be ganged to any unit – on location only.

DUAL UPHOLSTERY APPLICATION

SAMPLE ORDER: HEGA-W2-DN01-AM24-NA

SAMPLE ORDER: HEGA-W2-DN01-AM24-NA

HEGA



One upholstery – upholsteries 1/2:
C.O.M.: 1.68 yd – 1,54 m
Dual upholstery – upholstery 1:
C.O.M.: 0.91 yd – 0,83 m
Dual upholstery – upholstery 2:
C.O.M.: 0.79 yd – 0,72 m

Description	Dimensions (in)	Dimensions (mm)	Dimensions (in)	Dimensions (mm)
Freestanding guest chair NA: No armcaps Wooden legs and arms	Seat width: 21 Seat depth: 18 ¾ Seat height: 18 ½ Arm height: 25 ¾	533 476 470 654	Overall width: 24 Overall depth: 24 Overall height: 33 Width between arms: 21	610 610 838 533

Model	Frame / Legs	Upholstery / List (\$)	Armcaps (\$)
HEGA	W1	Std	NA No armcaps Std
	W2	N/C	BAC Black Corian 267
	W3	N/C	WAC White Corian 267
	W4	N/C	
	W5	N/C	

HEGS

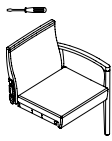


One upholstery – upholsteries 1/2:
C.O.M.: 1.68 yd – 1,54 m
Dual upholstery – upholstery 1:
C.O.M.: 0.91 yd – 0,83 m
Dual upholstery – upholstery 2:
C.O.M.: 0.79 yd – 0,72 m

Description	Dimensions (in)	Dimensions (mm)	Dimensions (in)	Dimensions (mm)
Starter unit – guest NA: No armcaps Wooden legs and arms	Seat width: 21 Seat depth: 18 ¾ Seat height: 18 ½ Arm height: 25 ¾	533 476 470 654	Overall width: 24 Overall depth: 24 Overall height: 33 Width between arms: 21	610 610 838 533

Model	Frame / Legs	Upholstery / List (\$)	Armcaps (\$)
HEGS	W1	Std	NA No armcaps Std
	W2	N/C	BAC Black Corian 267
	W3	N/C	WAC White Corian 267
	W4	N/C	
	W5	N/C	

HEGC

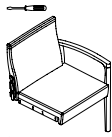


One upholstery – upholsteries 1/2:
C.O.M.: 1.68 yd – 1,54 m
Dual upholstery – upholstery 1:
C.O.M.: 0.91 yd – 0,83 m
Dual upholstery – upholstery 2:
C.O.M.: 0.79 yd – 0,72 m

Description	Dimensions (in)	(mm)	Dimensions (in)	(mm)	
Center unit – guest Wooden legs and arms	NA: No armcaps	Seat width 21 Seat depth 18 ¾ Seat height 18 ½ Arm height 25 ¾	533 476 470 654	Overall width 22 Overall depth 24 Overall height 33 Width between arms 21	559 610 838 533

Model	Frame / Legs	Upholstery / List (\$)	Armcap (\$)
HEGC	W1 Std	Grade 1 1,480	NA No armcaps Std
	W2 N/C	Grade 2 1,509	BAC Black Corian 134
	W3 N/C	Grade 3 1,539	WAC White Corian 134
	W4 N/C	Grade 4 1,562	
	W5 N/C	Grade 5 1,606 Grade 6 1,680 Grade 7 2,424 Grade 8 1,762	

HEGE

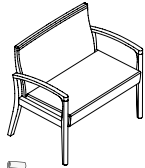


One upholstery – upholsteries 1/2:
C.O.M.: 1.68 yd – 1,54 m
Dual upholstery – upholstery 1:
C.O.M.: 0.91 yd – 0,83 m
Dual upholstery – upholstery 2:
C.O.M.: 0.79 yd – 0,72 m

Description	Dimensions (in)	(mm)	Dimensions (in)	(mm)	
End unit – guest Wooden legs and arms	NA: No armcaps	Seat width 21 Seat depth 18 ¾ Seat height 18 ½ Arm height 25 ¾	533 476 470 654	Overall width 22 Overall depth 24 Overall height 33 Width between arms 21	559 610 838 533

Model	Frame / Legs	Upholstery / List (\$)	Armcap (\$)
HEGE	W1 Std	Grade 1 1,480	NA No armcaps Std
	W2 N/C	Grade 2 1,509	BAC Black Corian 134
	W3 N/C	Grade 3 1,539	WAC White Corian 134
	W4 N/C	Grade 4 1,562	
	W5 N/C	Grade 5 1,606 Grade 6 1,680 Grade 7 2,424 Grade 8 1,762	

HEBA

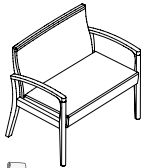


One upholstery – upholsteries 1/2:
C.O.M.: 2.43 yd – 2,22 m
Dual upholstery – upholstery 1:
C.O.M.: 1.32 yd – 1,21 m
Dual upholstery – upholstery 2:
C.O.M.: 1.1 yd – 1 m

Description	Dimensions (in)	(mm)	Dimensions (in)	(mm)	
Freestanding bariatric chair Wooden legs and arms	NA: No armcaps	Seat width 31 ½ Seat depth 18 ¾ Seat height 18 ½ Arm height 25 ¾	800 476 470 654	Overall width 35 Overall depth 24 Overall height 33 Width between arms 31 ½	889 610 838 800

Model	Frame / Legs	Upholstery / List (\$)	Armcaps (\$)
HEBA	W1 Std	Grade 1 2,143	NA No armcaps Std
	W2 N/C	Grade 2 2,193	BAC Black Corian 267
	W3 N/C	Grade 3 2,238	WAC White Corian 267
	W4 N/C	Grade 4 2,266	
	W5 N/C	Grade 5 2,335 Grade 6 2,446 Grade 7 3,600 Grade 8 2,574	

HEBS



One upholstery – upholsteries 1/2:
C.O.M.: 2.43 yd – 2,22 m
Dual upholstery – upholstery 1:
C.O.M.: 1.32 yd – 1,21 m
Dual upholstery – upholstery 2:
C.O.M.: 1.1 yd – 1 m

Description	Dimensions (in)	(mm)	Dimensions (in)	(mm)	
Starter unit – bariatric Wooden legs and arms	NA: No armcaps	Seat width 31 ½ Seat depth 18 ¾ Seat height 18 ½ Arm height 25 ¾	800 476 470 654	Overall width 35 Overall depth 24 Overall height 33 Width between arms 31 ½	889 610 838 800

Model	Frame / Legs	Upholstery / List (\$)	Armcaps (\$)
HEBS	W1 Std	Grade 1 2,143	NA No armcaps Std
	W2 N/C	Grade 2 2,193	BAC Black Corian 267
	W3 N/C	Grade 3 2,238	WAC White Corian 267
	W4 N/C	Grade 4 2,266	
	W5 N/C	Grade 5 2,335 Grade 6 2,446 Grade 7 3,600 Grade 8 2,574	

HEBC



One upholstery – upholsteries 1/2:
C.O.M.: 2.43 yd – 2,22 m
Dual upholstery – upholstery 1:
C.O.M.: 1.32 yd – 1,21 m
Dual upholstery – upholstery 2:
C.O.M.: 1.1 yd – 1 m

Description	Dimensions (in)	(mm)	Dimensions (in)	(mm)	
Center unit – bariatric Wooden legs and arms	NA: No armcaps	Seat width 31 ½ Seat depth 18 ¾ Seat height 18 ½ Arm height 25 ¾	800 476 470 654	Overall width 33 Overall depth 24 Overall height 33 Width between arms 31 ½	838 610 838 800

Model	Frame / Legs	Upholstery / List (\$)	Armcap (\$)
HEBC	W1 Std	Grade 1 1,658	NA No armcaps Std
	W2 N/C	Grade 2 1,704	BAC Black Corian 134
	W3 N/C	Grade 3 1,749	WAC White Corian 134
	W4 N/C	Grade 4 1,785	
	W5 N/C	Grade 5 1,851 Grade 6 1,964 Grade 7 3,109 Grade 8 2,089	

HEBE

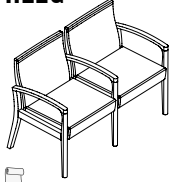


One upholstery – upholsteries 1/2:
C.O.M.: 2.43 yd – 2,22 m
Dual upholstery – upholstery 1:
C.O.M.: 1.32 yd – 1,21 m
Dual upholstery – upholstery 2:
C.O.M.: 1.1 yd – 1 m

Description	Dimensions (in)	(mm)	Dimensions (in)	(mm)		
End unit – bariatric Wooden legs and arms	Seat width	31 ½	800	Overall width	33	838
	Seat depth	18 ¾	476	Overall depth	24	610
	Seat height	18 ½	470	Overall height	33	838
	Arm height	25 ¾	654	Width between arms	31 ½	800

Model	Frame / Legs	Upholstery / List (\$)	Armcap (\$)	
HEBE	W1 Std	Grade 1 1,658	Grade 5 1,851	NA No armcaps Std
	W2 N/C	Grade 2 1,704	Grade 6 1,964	BAC Black Corian 134
	W3 N/C	Grade 3 1,749	Grade 7 3,109	WAC White Corian 134
	W4 N/C	Grade 4 1,785	Grade 8 2,089	
	W5 N/C			

HE2G

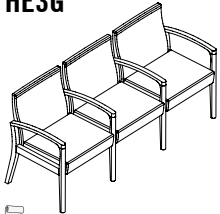


One upholstery – upholsteries 1/2:
C.O.M.: 3.36 yd – 3,08 m
Dual upholstery – upholstery 1:
C.O.M.: 1.82 yd – 1,66 m
Dual upholstery – upholstery 2:
C.O.M.: 1.58 yd – 1,44 m

Description	Dimensions (in)	(mm)	Dimensions (in)	(mm)		
Guest – 2-seater unit Wooden legs and arms	Seat width	21	533	Overall width	46	1168
	Seat depth	18 ¾	476	Overall depth	24	610
	Seat height	18 ½	470	Overall height	33	838
	Arm height	25 ¾	654	Width between arms	21	533

Model	Frame / Legs	Upholstery / List (\$)	Armcaps (\$)	
HE2G	W1 Std	Grade 1 3,453	Grade 5 3,706	NA No armcaps Std
	W2 N/C	Grade 2 3,517	Grade 6 3,853	BAC Black Corian 402
	W3 N/C	Grade 3 3,577	Grade 7 5,340	WAC White Corian 402
	W4 N/C	Grade 4 3,621	Grade 8 4,016	
	W5 N/C			

HE3G

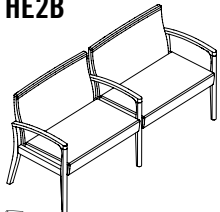


One upholstery – upholsteries 1/2:
C.O.M.: 5.04 yd – 4,62 m
Dual upholstery – upholstery 1:
C.O.M.: 2.73 yd – 2,49 m
Dual upholstery – upholstery 2:
C.O.M.: 2.37 yd – 2,16 m

Description	Dimensions (in)	(mm)	Dimensions (in)	(mm)		
Guest – 3-seater unit Wooden legs and arms	Seat width	21	533	Overall width	68	1727
	Seat depth	18 ¾	476	Overall depth	24	610
	Seat height	18 ½	470	Overall height	33	838
	Arm height	25 ¾	654	Width between arms	21	533

Model	Frame / Legs	Upholstery / List (\$)	Armcaps (\$)	
HE3G	W1 Std	Grade 1 4,914	Grade 5 5,295	NA No armcaps Std
	W2 N/C	Grade 2 5,013	Grade 6 5,510	BAC Black Corian 535
	W3 N/C	Grade 3 5,103	Grade 7 7,750	WAC White Corian 535
	W4 N/C	Grade 4 5,162	Grade 8 5,756	
	W5 N/C			

HE2B



One upholstery – upholsteries 1/2:
C.O.M.: 4.86 yd – 4,44 m
Dual upholstery – upholstery 1:
C.O.M.: 2.64 yd – 2,42 m
Dual upholstery – upholstery 2:
C.O.M.: 2.2 yd – 2 m

Description	Dimensions (in)	(mm)	Dimensions (in)	(mm)		
Bariatric – 2-seater unit Wooden legs and arms	Seat width	31 ½	800	Overall width	68	1727
	Seat depth	18 ¾	476	Overall depth	24	610
	Seat height	18 ½	470	Overall height	33	838
	Arm height	25 ¾	654	Width between arms	31 ½	800

Model	Frame / Legs	Upholstery / List (\$)	Armcaps (\$)	
HE2B	W1 Std	Grade 1 3,763	Grade 5 4,151	NA No armcaps Std
	W2 N/C	Grade 2 3,859	Grade 6 4,373	BAC Black Corian 402
	W3 N/C	Grade 3 3,949	Grade 7 6,663	WAC White Corian 402
	W4 N/C	Grade 4 4,016	Grade 8 4,625	
	W5 N/C			

HE2BG



One upholstery – upholsteries 1/2:
C.O.M.: 4.11 yd – 3,76 m
Dual upholstery – upholstery 1:
C.O.M.: 2.23 yd – 2,04 m
Dual upholstery – upholstery 2:
C.O.M.: 1.89 yd – 1,72 m

Description	Dimensions (in)	(mm)	Dimensions (in)	(mm)		
Bariatric/guest – 2-seater unit Wooden legs and arms	Seat width	31 ½ - 21	800 - 533	Overall width	57	1448
	Seat depth	18 ¾	476	Overall depth	24	610
	Seat height	18 ½	470	Overall height	33	838
	Arm height	25 ¾	654	Width between arms	31 ½ - 21	800 - 533

Model	Frame / Legs	Upholstery / List (\$)	Armcaps (\$)	
HE2BG	W1 Std	Grade 1 3,644	Grade 5 3,964	NA No armcaps Std
	W2 N/C	Grade 2 3,724	Grade 6 4,151	BAC Black Corian 402
	W3 N/C	Grade 3 3,799	Grade 7 6,039	WAC White Corian 402
	W4 N/C	Grade 4 3,853	Grade 8 4,358	
	W5 N/C			

HEPH

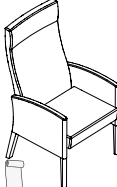


One upholstery – upholsteries 1/2:
C.O.M.: 2.50 yd – 2,29 m
Dual upholstery – upholstery 1:
C.O.M.: 1.72 yd – 1,57 m
Dual upholstery – upholstery 2:
C.O.M.: 0.79 yd – 0,72 m

Description	Dimensions (in)	(mm)	Dimensions (in)	(mm)		
High back patient chair Wooden legs and arms NA: No armcaps	Seat width	21	533	Overall width	24	610
	Seat depth	18 ¾	476	Overall depth	27	686
	Seat height	18 ½	470	Overall height	47	1194
	Arm height	25 ¾	654	Width between arms	21	533

Model	Frame / Legs	Upholstery / List (\$)	Armcaps (\$)	
HEPH	W1	Std	Grade 1 2,126	NA No armcaps Std
	W2	N/C	Grade 2 2,164	BAC Black Corian 267
	W3	N/C	Grade 3 2,208	WAC White Corian 267
	W4	N/C	Grade 4 2,230	
	W5	N/C	Grade 5 2,291	
		Grade 6 2,382		
		Grade 7 3,318		
		Grade 8 2,484		

HEPHU

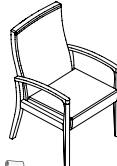


One upholstery – upholsteries 1/2:
C.O.M.: 4 yd – 3,72 m
Dual upholstery – upholstery 1:
C.O.M.: 2.5 yd – 2,28 m
Dual upholstery – upholstery 2:
C.O.M.: 1.56 yd – 1,43 m

Description	Dimensions (in)	(mm)	Dimensions (in)	(mm)		
High back patient chair Wooden legs Upholstered armrests NA: No armcaps	Seat width	21	533	Overall width	24	610
	Seat depth	18 ¾	476	Overall depth	27	686
	Seat height	18 ½	470	Overall height	47	1194
	Arm height	25 ¾	654	Width between arms	21	533

Model	Frame / Legs	Upholstery / List (\$)	Armcaps (\$)	
HEPHU	W1	Std	Grade 1 2,371	NA No armcaps Std
	W2	N/C	Grade 2 2,410	
	W3	N/C	Grade 3 2,454	
	W4	N/C	Grade 4 2,484	
	W5	N/C	Grade 5 2,536	
		Grade 6 2,624		
		Grade 7 3,584		
		Grade 8 2,738		

HEPM

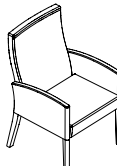


One upholstery – upholsteries 1/2:
C.O.M.: 2.50 yd – 2,29 m
Dual upholstery – upholstery 1:
C.O.M.: 1.72 yd – 1,57 m
Dual upholstery – upholstery 2:
C.O.M.: 0.79 yd – 0,72 m

Description	Dimensions (in)	(mm)	Dimensions (in)	(mm)		
Mid back patient chair Wooden legs and arms NA: No armcaps	Seat width	21	533	Overall width	24	610
	Seat depth	18 ¾	476	Overall depth	25	635
	Seat height	18 ½	470	Overall height	39	991
	Arm height	25 ¾	654	Width between arms	21	533

Model	Frame / Legs	Upholstery / List (\$)	Armcaps (\$)	
HEPM	W1	Std	Grade 1 2,097	NA No armcaps Std
	W2	N/C	Grade 2 2,134	BAC Black Corian 267
	W3	N/C	Grade 3 2,179	WAC White Corian 267
	W4	N/C	Grade 4 2,202	
	W5	N/C	Grade 5 2,261	
		Grade 6 2,349		
		Grade 7 3,287		
		Grade 8 2,454		


HEPMU




One upholstery – upholsteries 1/2:
C.O.M.: 4 yd – 3,72 m
Dual upholstery – upholstery 1:
C.O.M.: 2.5 yd – 2,28 m
Dual upholstery – upholstery 2:
C.O.M.: 1.56 yd – 1,43 m

Description	Dimensions (in)	(mm)	Dimensions (in)	(mm)		
Mid back patient chair Wooden legs Upholstered armrests NA: No armcaps	Seat width	21	533	Overall width	24	610
	Seat depth	18 ¾	476	Overall depth	25	635
	Seat height	18 ½	470	Overall height	39	991
	Arm height	25 ¾	654	Width between arms	21	533

Model	Frame / Legs	Upholstery / List (\$)	Armcaps (\$)	
HEPMU	W1	Std	Grade 1 2,343	NA No armcaps Std
	W2	N/C	Grade 2 2,382	
	W3	N/C	Grade 3 2,424	
	W4	N/C	Grade 4 2,454	
	W5	N/C	Grade 5 2,504	
		Grade 6 2,595		
		Grade 7 3,554		
		Grade 8 2,707		


HEHP		Description	Dimensions (in)		Dimensions (mm)			
		Hip chair NA: No armcaps	Seat width	21	533	Overall width	24	610
		Wooden legs and arms	Seat depth	18¾	476	Overall depth	25	635
			Seat height	24¾	628	Overall height	39¾	1010
			Arm height	32	813	Width between arms	21	533
Model	Frame / Legs	Upholstery / List (\$)		Armcaps (\$)				
HEHP	W1	Std	Grade 1	2,410	NA No armcaps	Std		
	W2	N/C	Grade 2	2,440	BAC Black Corian	267		
	W3	N/C	Grade 3	2,469	WAC White Corian	267		
	W4	N/C	Grade 4	2,492				
	W5	N/C	Grade 5	2,536				
			Grade 6	2,604				
			Grade 7	3,354				
			Grade 8	2,684				

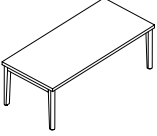
One upholstery – upholsteries 1/2:
C.O.M.: 1.68 yd – 1,54 m
Dual upholstery – upholstery 1:
C.O.M.: 0.91 yd – 0,83 m
Dual upholstery – upholstery 2:
C.O.M.: 0.79 yd – 0,72 m


HEOT		Description	Dimensions (in)		Dimensions (mm)		
		Upholstered ottoman	Overall width	19	483		
		Wooden legs	Overall depth	16	406		
		Single upholstery application	Overall height	10¼	260		
Model	Frame / Legs	Upholstery / List (\$)					
HEFS	W1	Std	Grade 1	745	Grade 5	774	
	W2	N/C	Grade 2	750	Grade 6	803	
	W3	N/C	Grade 3	758	Grade 7	1,108	
	W4	N/C	Grade 4	768	Grade 8	832	
	W5	N/C					

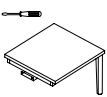
One upholstery:
C.O.M.: 0.84 yd – 0,77 m


TABLES SAMPLE ORDER: HET24-W1

HET24		Description	Dimensions (in)		Dimensions (mm)	
		Freestanding table – 24" W (610 mm)	Overall width	24	610	
		Wooden legs	Overall depth	21	533	
			Overall height	16	406	
Model	Frame / Legs	List (\$)				
HET24	W1	Std	W4	N/C	1,116	
	W2	N/C	W5	N/C		
	W3	N/C				

HET46		Description	Dimensions (in)		Dimensions (mm)	
		Freestanding table – 46" W (1168 mm)	Overall width	46	1168	
		Wooden legs	Overall depth	21	533	
			Overall height	16	406	
Model	Frame / Legs	List (\$)				
HET46	W1	Std	W4	N/C	1,716	
	W2	N/C	W5	N/C		
	W3	N/C				

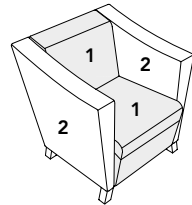
HETD		Description	Dimensions (in)		Dimensions (mm)	
		Table - divider unit	Overall width	20½	521	
			Overall depth	21	533	
			Overall height	1	25	
Model	Frame / Legs	List (\$)				
HETD	W1	Std	W4	N/C	820	
	W2	N/C	W5	N/C		
	W3	N/C				

HETE		Description	Dimensions (in)		Dimensions (mm)	
		Table - end unit	Overall width	22¼	565	
		Wooden legs	Overall depth	21	533	
			Overall height	16	406	
Model	Frame / Legs	List (\$)				
HETE	W1	Std	W4	N/C	1,006	
	W2	N/C	W5	N/C		
	W3	N/C				

HET90		Description	Dimensions (in)		Dimensions (mm)	
		Table - corner unit	Overall width	37	940	
			Overall depth	21	533	
			Overall height	1	25	
Model	Frame / Legs	List (\$)				
HET90	W1	Std	W4	N/C	991	
	W2	N/C	W5	N/C		
	W3	N/C				

SPECIFICATIONS

- All models ship assembled.
- Fabric/fabric, fabric/vinyl and vinyl/vinyl dual upholstery is available. The first upholstery code is the backrest and arm structure, the second upholstery code is for the seat.
- If dual upholstery combination is from two different grades, list price is the highest grade of the two.
- Please consult page 53 for frame finishes.
- C.O.M./C.O.V. available. Please refer to page 49.



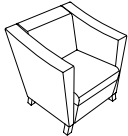
DUAL UPHOLSTERY APPLICATION

SAMPLE ORDER: SO2-E8-WH03-WH03



SAMPLE ORDER: SO2-E8-WH03-WH03

S01

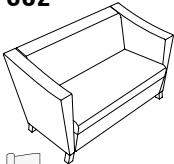


One upholstery – upholsteries 1/2:
C.O.M.: 5.8 yd – 5,3 m
Dual upholstery – upholstery 1:
C.O.M.: 2.4 yd – 2,2 m
Dual upholstery – upholstery 2:
C.O.M.: 3.4 yd – 3,1 m

Description	Dimensions	(in)	(mm)	Dimensions	(in)	(mm)
Armchair	Seat width	21	533	Overall width	30 ¾	781
Metal legs	Seat depth	20 ¾	527	Overall depth	30 ½	775
	Seat height	17 ½	445	Overall height	31 ¾	807
	Back height	14 ¼	362			

Model	Frame	Upholstery / List (\$)	
S01	E8 Std	Grade 1	2,523
		Grade 2	2,551
		Grade 3	2,654
		Grade 4	2,745
		Grade 5	2,878
		Grade 6	3,139
		Grade 7	4,960
		Grade 8	3,435

S02

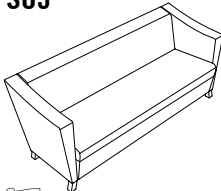


One upholstery – upholsteries 1/2:
C.O.M.: 7.6 yd – 6,9 m
Dual upholstery – upholstery 1:
C.O.M.: 4.2 yd – 3,9 m
Dual upholstery – upholstery 2:
C.O.M.: 3.4 yd – 3,1 m

Description	Dimensions	(in)	(mm)	Dimensions	(in)	(mm)
Loveseat	Seat width	45	1143	Overall width	54 ¾	1391
Metal legs	Seat depth	20 ¾	527	Overall depth	30 ½	775
	Seat height	17 ½	445	Overall height	31 ¾	807
	Back height	14 ¼	362			

Model	Frame	Upholstery / List (\$)	
S02	E8 Std	Grade 1	3,145
		Grade 2	3,191
		Grade 3	3,369
		Grade 4	3,510
		Grade 5	3,742
		Grade 6	4,172
		Grade 7	7,609
		Grade 8	4,672

S03



One upholstery – upholsteries 1/2:
C.O.M.: 10.2 yd – 9,4 m
Dual upholstery – upholstery 1:
C.O.M.: 6.9 yd – 6,3 m
Dual upholstery – upholstery 2:
C.O.M.: 3.4 yd – 3,1 m

Description	Dimensions	(in)	(mm)	Dimensions	(in)	(mm)
Sofa	Seat width	69	1753	Overall width	78 ¾	2000
Metal legs	Seat depth	20 ¾	527	Overall depth	30 ½	775
	Seat height	17 ½	445	Overall height	31 ¾	807
	Back height	14 ¼	362			

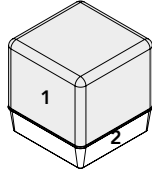
Model	Frame	Upholstery / List (\$)	
S03	E8 Std	Grade 1	3,919
		Grade 2	3,979
		Grade 3	4,209
		Grade 4	4,389
		Grade 5	4,672
		Grade 6	5,221
		Grade 7	10,478
		Grade 8	5,861

STAD – UPHOLSTERED FURNITURE



SPECIFICATIONS

- All models ship assembled.
- Fabric/vinyl, vinyl/vinyl and leather/vinyl dual upholstery is available.
- The upholstery for the bottom part must be in vinyl or polyurethane.

- A silver electrical module, offered in option, is composed of one electrical outlet, one USB-A and one USB-C ports. Please see the icons for the placement of these electrical modules.
- C.O.M./C.O.V. available. Please refer to page 49.



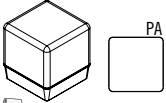
DUAL UPHOLSTERY APPLICATION

SAMPLE ORDER: PDQ2829---PA



SAMPLE ORDER: PDQ2829-MG050-DN06-PA

PDQ2829



One upholstery – upholsteries 1/2:
C.O.M.: 4.9 yd – 4,4 m
Dual upholstery – upholstery 1:
C.O.M.: 3.4 yd – 3,7 m
Dual upholstery – upholstery 2:
C.O.V.: 0.8 yd – 0,7 m

Description	Dimensions	(in)	(mm)
Square high seat	Overall width	28	700
	Overall depth	28	700
	Overall height	29	735

Model	Upholstery / List (\$)		Other options (\$)	
PDQ2829	Grade 1	1,330	Grade 5	1,732
	Grade 2	1,362	Grade 6	1,933
	Grade 3	1,517	Grade 7	2,246
	Grade 4	1,562	Grade 8	2,208
			PA	892

PDQ2818

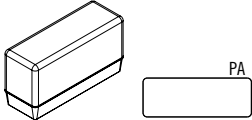


One upholstery – upholsteries 1/2:
C.O.M.: 3.6 yd – 3,2 m
Dual upholstery – upholstery 1:
C.O.M.: 2.8 yd – 2,5 m
Dual upholstery – upholstery 2:
C.O.V.: 0.8 yd – 0,7 m

Description	Dimensions	(in)	(mm)
Square seat	Overall width	28	700
	Overall depth	28	700
	Overall height	18	457

Model	Upholstery / List (\$)		Other options (\$)	
PDQ2818	Grade 1	1,242	Grade 5	1,532
	Grade 2	1,265	Grade 6	1,673
	Grade 3	1,375	Grade 7	1,896
	Grade 4	1,413	Grade 8	1,873
			PA	892

PDR5629

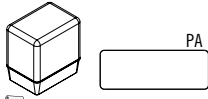


One upholstery – upholsteries 1/2:
C.O.M.: 5.1 yd – 4,6 m
Dual upholstery – upholstery 1:
C.O.M.: 3.3 yd – 3 m
Dual upholstery – upholstery 2:
C.O.V.: 1.8 yd – 1,6 m

Description	Dimensions	(in)	(mm)
Rectangular high seat	Overall width	56	1400
	Overall depth	20	500
	Overall height	29	735

Model	Upholstery / List (\$)		Other options (\$)	
PDR5629	Grade 1	1,637	Grade 5	1,971
	Grade 2	1,658	Grade 6	2,143
	Grade 3	1,792	Grade 7	2,907
	Grade 4	1,830	Grade 8	2,366
			PA	892

PDR2829

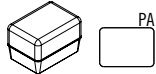


One upholstery – upholsteries 1/2:
C.O.M.: 3.3 yd – 2.9 m
Dual upholstery – upholstery 1:
C.O.M.: 2.5 yd – 2.2 m
Dual upholstery – upholstery 2:
C.O.V.: 0.8 yd – 0.7 m

Description	Dimensions	(in)	(mm)
Rectangular high seat	Overall width	28	700
	Overall depth	20	500
	Overall height	29	735

Model	Upholstery / List (\$)		Other options (\$)	
PDR2829	Grade 1	1,160	Grade 5	1,422
	Grade 2	1,181	Grade 6	1,546
	Grade 3	1,280	Grade 7	1,896
	Grade 4	1,309	Grade 8	1,716
			PA	892

PDR2818

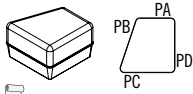


One upholstery – upholsteries 1/2:
C.O.M.: 2.5 yd – 2.2 m
Dual upholstery – upholstery 1:
C.O.M.: 1.7 yd – 1.5 m
Dual upholstery – upholstery 2:
C.O.V.: 0.8 yd – 0.7 m

Description	Dimensions	(in)	(mm)
Rectangular seat	Overall width	28	700
	Overall depth	20	500
	Overall height	18	457

Model	Upholstery / List (\$)		Other options (\$)	
PDR2818	Grade 1	1,101	Grade 5	1,383
	Grade 2	1,122	Grade 6	1,524
	Grade 3	1,234	Grade 7	1,749
	Grade 4	1,265	Grade 8	1,725
			PA	892

PDA2818L

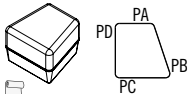


One upholstery – upholsteries 1/2:
C.O.M.: 2.4 yd – 2.1 m
Dual upholstery – upholstery 1:
C.O.M.: 1.6 yd – 1.4 m
Dual upholstery – upholstery 2:
C.O.V.: 0.8 yd – 0.7 m

Description	Dimensions	(in)	(mm)
Asymmetrical seat, left	Overall width	28	700
	Overall depth	28	700
	Overall height	18	457

Model	Upholstery / List (\$)		Other options (\$)	
PDA2818L	Grade 1	1,160	Grade 5	1,346
	Grade 2	1,176	Grade 6	1,435
	Grade 3	1,242	Grade 7	1,867
	Grade 4	1,265	Grade 8	1,562
			PA	892
			PB	892
			PC	892
			PD	892

PDA2818R

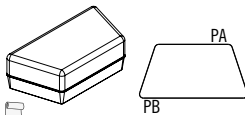


One upholstery – upholsteries 1/2:
C.O.M.: 2.4 yd – 2.1 m
Dual upholstery – upholstery 1:
C.O.M.: 1.6 yd – 1.4 m
Dual upholstery – upholstery 2:
C.O.V.: 0.8 yd – 0.7 m

Description	Dimensions	(in)	(mm)
Asymmetrical seat, right	Overall width	28	700
	Overall depth	28	700
	Overall height	18	457

Model	Upholstery / List (\$)		Other options (\$)	
PDA2818R	Grade 1	1,160	Grade 5	1,346
	Grade 2	1,176	Grade 6	1,435
	Grade 3	1,242	Grade 7	1,867
	Grade 4	1,265	Grade 8	1,562
			PA	892
			PB	892
			PC	892
			PD	892

PDZ5618

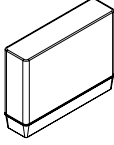


One upholstery – upholsteries 1/2:
C.O.M.: 4.6 yd – 4.1 m
Dual upholstery – upholstery 1:
C.O.M.: 3 yd – 2.7 m
Dual upholstery – upholstery 2:
C.O.V.: 1.6 yd – 1.4 m

Description	Dimensions	(in)	(mm)
Trapeze seat	Overall width	56	1400
	Overall depth	28	700
	Overall height	18	457

Model	Upholstery / List (\$)		Other options (\$)	
PDZ5618	Grade 1	1,474	Grade 5	1,779
	Grade 2	1,493	Grade 6	1,926
	Grade 3	1,613	Grade 7	2,617
	Grade 4	1,650	Grade 8	2,134
			PA	892
			PB	892

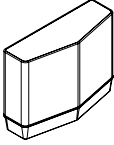
PDCR56



One upholstery – upholsteries 1/2:
C.O.M.: 6.4 yd – 5,8 m
Dual upholstery – upholstery 1:
C.O.M.: 4.6 yd – 4,2 m
Dual upholstery – upholstery 2:
C.O.V.: 1.8 yd – 1,6 m

Description		Dimensions		(in)	(mm)
Rectangular counter		Overall width	56	1400	
		Overall depth	14	350	
		Overall height	42	1067	
Model	Upholstery / List (\$)				
PDCR56	Grade 1	1,749	Grade 5	2,089	
	Grade 2	1,779	Grade 6	2,254	
	Grade 3	1,903	Grade 7	3,019	
	Grade 4	1,948	Grade 8	2,484	

PDCA56



One upholstery – upholsteries 1/2:
C.O.M.: 6.4 yd – 5,8 m
Dual upholstery – upholstery 1:
C.O.M.: 4.6 yd – 4,2 m
Dual upholstery – upholstery 2:
C.O.V.: 1.8 yd – 1,6 m

Description		Dimensions		(in)	(mm)
Collaborative counter		Overall width	56	1400	
		Overall depth	22	550	
		Overall height	42	1067	
Model	Upholstery / List (\$)				
PDCA56	Grade 1	2,007	Grade 5	2,401	
	Grade 2	2,044	Grade 6	2,589	
	Grade 3	2,193	Grade 7	3,472	
	Grade 4	2,238	Grade 8	2,856	

PD1620



One upholstery – upholsteries 1/2:
C.O.M.: 1.5 yd – 1,3 m
Dual upholstery – upholstery 1:
C.O.M.: 0.8 yd – 0,7 m
Dual upholstery – upholstery 2:
C.O.V.: 0.7 yd – 0,6 m

Description		Dimensions		(in)	(mm)
Pouf		Overall width	16	400	
Lateral handle (same finish as the base)		Overall depth	16	400	
		Overall height	20	508	
Model	Upholstery / List (\$)				
PD1620	Grade 1	730	Grade 5	886	
	Grade 2	745	Grade 6	959	
	Grade 3	803	Grade 7	1,214	
	Grade 4	820	Grade 8	1,065	

ACCESSORIES

PDGA

Description	
Ganging device for Stad seats and counters	
Model	List (\$)
PDGA	75

C.O.M./C.O.V. Policy

Fabric approval

All C.O.M./C.O.V. materials must be approved for use by Groupe Lacasse/Arold manufacturing facilities. In order to determine pre-approval, please contact the C.O.M./C.O.V. coordinator at 1-888-522-2773.

To solicit approval, one yard (0,9144 metre) need to be forwarded to below address along with the material's specifications to the attention of the C.O.M./C.O.V. coordinator. If California # 117 compliant, the certification must accompany the material. Please ensure that the custom fabric form is completely filled out and sent to the C.O.M./C.O.V. coordinator or the test cannot be processed. The ORIENTATION section is especially important; if it fails to be completed the material will be applied as it comes off the roll.

Groupe Lacasse/Arold

C/O COM Coordinator
175, Saint-Pierre
Saint-Pie, QC J0H 1W0
Canada

Once the C.O.M./C.O.V. material has been tested, you will be contacted by the C.O.M./C.O.V. coordinator with the results. Upon approval, you will be directed as to any additional yardage requirements beyond the published C.O.M./C.O.V. yardage. To determine amount of upholstery needed, please consult this price list in the *Documents* section of "Arold COM-COV-SPL Requirements" on our website (www.groupelacasse.com). Yardage is based on 54"/1,38 m width roll. Some directional or railroaded material may require additional yardage.

All materials are to be received from the vendor clearly marked with your purchase order number, VENDOR-PATTERN-COLOR and quantity of yards. There should not be more than one piece per roll. Back orders or partial shipments will not be accepted. Rolls must not exceed 50 lbs. (22,7 kg). All C.O.M./C.O.V. material must be shipped prepaid to our manufacturing facility. DO NOT ship C.O.M./C.O.V. material without positive test results.

Once approved, please forward your purchase order to the C.O.M./C.O.V. coordinator (fax: 1-888-248-1865) and the upholstery to the specified address. Surplus material, unused material or material that cannot be identified will be discarded after 60 days. C.O.M./C.O.V. upholstery is subject to final approval upon arrival. It is the responsibility of the customer or customer's vendor to inspect material for bias and/or flaws prior to shipment to Groupe Lacasse/Arold.

Disclaimer

The Seller reserves the right to approve all C.O.M./C.O.V. prior to acceptance. Even after preliminary approval, the Seller reserves the right to reject C.O.M./C.O.V. if tests or early production results indicate the material will not meet the Seller's quality standards or excessive unforeseen costs will be incurred. For accepted C.O.M./C.O.V., the Seller assumes no responsibility for its appearance, quality, durability, colorfastness or any other attributes after application to a Arold product. The Seller will determine any additional yardage, labor charges or surcharges that may be required as a condition of C.O.M./C.O.V. acceptance.

Purchase orders will not be processed until material has been approved and production cannot be scheduled until upholstery has been received. Upon completing these steps, your ship date will be determined. The Seller may split an order at the customer's request and may be subject to a minimum order charge.

The Seller is not responsible for excess C.O.M./C.O.V. from completed orders unless express agreement has been reached in advance. The customer is responsible for the return of any excess material. C.O.M./C.O.V. orders may not be changed or cancelled after acknowledgement.

Please consult the C.O.M./C.O.V. coordinator (1-888-522-2773) with any questions regarding this process.

Pricing

C.O.M. (FABRIC): is priced at Grade 2.

C.O.V. (VINYL): is priced at Grade 3.

For internal use only

Tracking #

Date



Custom Fabric Form

In order to proceed with your request for a test, all the information below must be provided and a yard of fabric (0,91144 metres) must be sent to the manufacturing plant as stated by your customer service representative. Additional material may be requested. Please include this form and a Cal-117 certification (if applicable) to all test requests. If fabric is reversible, please indicate up side with a color swatch. Remember that **fabric (C.O.M.) is priced at grade 2 and vinyl (C.O.V.) is priced at grade 3.** Contact the C.O.M. coordinator with any questions.

Please fax this form to: 1-888-248-1865. (send only if testing is required)

General information

Date	Bill to address
Customer name	
Contact person	
Phone	
Email address	

Upholstery information

Results – For internal use only			Supplier	Pattern name	Pattern #	Colour
Test #	Passed	Failed				
1.						
2.						
3.						
4.						
5.						

	Please check		Orientation*		Reversible fabric?		Is fabric Cal-117?		Backer type
	Fabric	Vinyl	Railroaded	Up the roll	Yes	No	Yes	No	(if applicable)
1.									
2.									
3.									
4.									
5.									

* Refer to page 3 for more information about the standard direction in which the fabric is unrolled, according to the product.

Other comments

Terms and Conditions

Order placement

Groupe Lacasse LLC requires that all orders must be submitted in writing as represented by a valid purchase order on company letterhead, which includes the total list and net dollars. This is to ensure that orders are complete, to avoid errors, and to avoid duplication. Please order product by number in order to avoid any possible error. Telephone orders will not be processed for production without proper written confirmation. Groupe Lacasse LLC will not be responsible for errors, omissions and order duplication due to non-compliance with this procedure.

Ordering information

The following information is required to process an order:

Customer information

Sold/Ship to address
Purchase order number
Authorized signature
Contact name and phone
Consignee contact name and phone
Tagging instructions
Bid/Quote # if applicable
Product pricing (list/net)
Order total (list/net)
Preferred delivered date
(Specific delivery date not guaranteed)

Product information

Quantity
Product numbers including options
Fabric and colors (all surfaces)

Order changes

Any change to an original purchase order must be received in writing no later than 48 hours after receipt of the original order. Any change to the original order after 48 hours, if approved, will result in production rescheduling. The cost variances will have to be approved by our Customer Service before production rescheduling.

Order cancellations

Cancellations must be requested in writing no later than 48 hours after receipt of the original order and are subject to approval by Groupe Lacasse LLC. Cancellations cannot be accepted otherwise.

Order acknowledgment

Orders will be acknowledged by Groupe Lacasse LLC. Please refer to the acknowledgment copy to make sure it agrees with your original purchase order. When corresponding, please refer to the acknowledgment number.

Returns

Products are made-to-order and may not be cancelled or returned. For warranty issues, please contact Customer Service. The Seller reserves the right to recall any defective items for evaluation.

Surcharges

Expedited Transportation

No shipments have guaranteed delivery time and/or date. Time-sensitive deliveries that require expedited carrier service will result in additional charges that will be passed on to the consignee (dealer).

Prices

All prices listed are suggested retail prices, F.O.B. our factory, St-Pie, Quebec, Canada. Orders are accepted subject to prices and taxes prevailing at the time of shipment. Prices and taxes are subject to change without notice. If shipping date requested is more than 90 days from date of order, Groupe Lacasse LLC shall have the right to use the published list prices effective at the time of shipment.

Chargeable Parts Orders

Contact customer service for availability. Please take note of the following exclusion to the "small order fee": Shipments by UPS or FEDEX of accessories or parts that have a net value under \$100 are subject to a \$25 small order fee (instead of \$200) regardless of the shipping zones.

Price list dated February 2024 supersedes all other published price lists.

Prices shown in price book have priority to electronic catalog contents.

Terms

Terms of sale are net 30 days to firms who have established satisfactory credit; otherwise we reserve the right to request cash in advance. Interest on past due accounts shall be 2% per month (24% per year). Should the Buyer fail to fulfill the above-mentioned terms of payment, Groupe Lacasse LLC reserves the right to defer further shipments until the Buyer has satisfied all solvency criteria and terms of payment as determined by Groupe Lacasse LLC. Any product sold shall remain the property of Groupe Lacasse LLC and shall remain the Seller's property until paid for in full. The Buyer agrees to perform all acts which may be necessary to protect and assure retention of title to such products by Groupe Lacasse LLC until such time as goods have been paid for in full.

Credit

Credit may be established for sales on open account by submitting satisfactory references. A line of credit will be set by our credit department. We may change or cancel credit terms at our discretion and request advance payment at our option. A delay in providing credit information may delay order entry and the shipping date of an order. The Seller reserves the right to delay or cancel any shipment to a customer whose account balance is over the credit limit and/or past due. We do not ship C.O.D. Inactive account of more than one (1) year will result in a reevaluation of the account.

Applicable prices

List prices and discounts are subject to change without notice or approval. Applicable prices are those in effect at the time of the receipt of an order; we reserve the right to use the published list prices effective at the time of shipment if the requested ship date is more than 90 days after the order receipt date. Prices shown in price book have priority to electronic catalog contents.

Services

List prices apply to products only. If, as a result of customer request, the dealer or authorized representative provides planning/design services, storage, special handling, set-up, or installation, the customer will be charged at the local dealer or authorized representative's standard rate.

Quotations

Quotations are valid for a period of thirty (30) days.

Changes

All illustrations, specifications and prices in this book are based on the latest product information available at the time of publication. The right is reserved to make changes, at any time and without prior notice, to prices, colors, materials, specifications and models offered.

Delivery

The scheduled delivery week is specified on our acknowledgment. Groupe Lacasse LLC is not liable for delay or failure to deliver goods due to causes beyond its control. Groupe Lacasse LLC will only make on site deliveries for a full truckload 2,400 cubic feet (68 cubic metres). An unloading dock must be available to accommodate 53 feet (16,15 metres) trailers and address is subject to approval. Unloading at destination is the responsibility of the purchaser. Our standard carriers do not have liftgates. Request for liftgates can often be accommodated but will result in extra fees.

Time sensitive deliveries that require expedited carrier service will result in additional charges that will be passed onto the consignee (dealer).

Under no circumstance will Groupe Lacasse deliver goods in a residential area. Groupe Lacasse cannot accommodate inside deliveries.

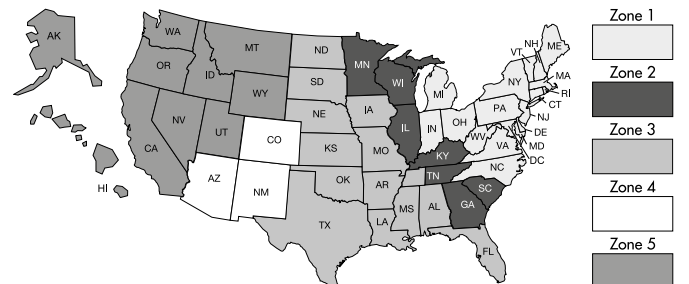
Ship dates and delays

If the Seller cannot ship products due to causes beyond its reasonable control (such as casualty, acts of nature, labor disputes, or accident; inability to obtain necessary labor, material or transportation; changes requested by the customer), the ship date will be extended to compensate for the delay as determined by the Seller.

Routing

Unless otherwise specified by the buyer and agreed to by Groupe Lacasse LLC, the latter reserves the right to select the route, method of shipment and carrier. Customer requests for special carrier, method of shipment and/or routing will be shipped freight collect.

Transportation policy



Zone 0 shipments are FCA plant. Zones 1, 2, 3, 4 and 5 pricing includes freight cost to your geographical location. Alaska Zone 5: F.O.B. Washington State. Hawaii Zone 5: F.O.B. California.

On all orders with a net value between \$1,000 and \$3,000 (regardless of brand and/or ship-to address), we will add a \$200 "small order fee". Consolidation of product collections per order(s) to reach the \$3,000 net value is allowed, as long as all products and orders are shipped to the same destination/receiving location (ship-to address), the fee then will not apply regardless of shipping dates and points of origins. For individual orders with a net value less than \$1,000, the applicable "small order fee" will be \$300 unless more than one order can be combined with another one for the same ship-to address. If the case and net value is between \$1,000 and \$3,000, the fee will be \$200.

Freight charges beyond the continental United States are the purchaser's responsibility. Shipments beyond the continental United States must deliver to a freight forwarder or forwarding carrier of your choice. It is the customer's responsibility to provide this information on purchase orders.

Storage

In the event the purchaser request postponement of shipment beyond the scheduled shipping week after the goods have become work in process, or are ready to be shipped, Groupe Lacasse LLC can take arrangements to store the goods but at the purchaser's risk and expense. Such transfer to storage shall be deemed delivery to purchaser for all purposes including invoicing and payment.

Freight claims

All FCA destination claims will be handled and filed by the Seller. In order to expedite any credit due, your help and assistance is required. Please adhere to the following guidelines.

The merchandise is carefully packed and thoroughly inspected before leaving the warehouse. Responsibility for its safe delivery is assumed by the carrier upon acceptance of the shipment. Claims for loss or damage sustained in transit must therefore be made to Groupe Lacasse LLC as follows:

A. Concealed loss or damage

Concealed loss or damage means loss or damage that does not become apparent until the merchandise has been unpacked. The contents may be damaged in transit due to rough handling even though the carton may not show external damage. When damage is discovered upon unpacking, a written request must be made to Groupe Lacasse Customer Service within 15 days of the receiving date. No disposition will be taken until approved by the manufacturer.

IMPORTANT: Groupe Lacasse's policy in concealed damage is to replace the part or complete product if necessary at no charge to the dealer. However, it is the responsibility of the dealer to provide installation of the replaced part or complete product. Therefore, no labor fees will be accepted on concealed damages.

B. Visible damage or shortage

Any external evidence of damage or shortage must be noted on the freight bill or express receipts and signed by the carrier's agent. Failure to adequately describe such external

evidence of damage or shortage may result in refusing to honor a damage claim. When damage or shortage is discovered, a written request must be made to Groupe Lacasse Customer Service within 5 days of the receiving date.

For claims, please contact **Groupe Lacasse Customer Service** by phone at **1-888-522-2773** or by fax at **1-888-248-1865**.

Product

A. Use and installation of products

The Seller recommends that its products be installed according to its written installation procedures. The customer agrees to use the Seller's products properly; not to remove or alter safety devices, warnings, or operation instructions placed on products by the Seller and to instruct employees as to the proper care and use of the products according to printed instructions. Installers can be contracted through one of the Seller's dealer or affiliate on a separately negotiated basis.

B. Service

Service requests for design, installation, relocation, storage, trade-in, etc. are handled by the local authorized dealer. Contact the local authorized dealer for more details.

C. California Bulletins #117 and #133 (Seating)

Many models in this price list can be made to comply with State of California Technical Bulletin #133. The standard fire-retardant foam supplied meets the specification of State of California Technical Bulletin #117. Consult Customer Service for the latest models and upcharges.

D. Design

We reserve the right to make changes in product offering, design and materials as well as discontinuance of parts and units when such action is deemed to be an improvement in design or function.

Warranty

The following warranty applies to Arold products manufactured after February 26th, 2024. This warranty is given to the initial buyer and is valid for as long as the product is owned by the original buyer. The warranty, which runs from the date of manufacture, covers defects in materials and craftsmanship found during normal usage of products during the applicable warranty period.

Warranty:

Groupe Lacasse LLC warrants its products, from the date of invoice, to be free from defects in material and workmanship for as long as the original purchaser owns it; proof of delivery being the only official document accepted by Groupe Lacasse LLC for any claim. This warranty is subject to the limitations, exclusions and other provisions below: Lifetime except those listed below. Weight limit: 310 lbs. (141 kg).

Here are the warranty periods for products:

Arold Products	Applicable Warranty period*
Casters/Glides	5 years
C.O.M./C.O.V./SPL/Graded-In Upholstery Program	Not warranted
Electrical Components	5 years
Exposed wood	2 years
Foam	5 years
High-Performance Thermofused and High-Pressure Laminate	25 years
Internal wood frame	10 years
Mechanism	5 years
Metal frames	Lifetime
Standard and Carded Upholstery Programs	5 years
Workmanship	10 years

Labor, delivery charges and service not covered under warranty.

This warranty does not apply to "normal wear and tear", abuse, damage caused by a carrier, damaged caused by transport of product from one site or location to another and alterations to the product not expressly authorized by the Seller. It also does not apply to "Customer's Own Material and Vinyl", "Graded-In Upholstery Program" and "SPL" fabric, (i.e., material specified by the buyer that is not in the current Arold upholstery selection) used in the manufacture of Arold products. The Seller does not warrant the matching of colour, grain or texture except to within commercially acceptable standards. For the purposes of warranty claims, upholstery fabrics that have been dropped from Arold stocked upholsteries will be supported for 6 months from the date of discontinuation. For fabrics that are no longer available from the manufacturer, substitutes will be used for warranty claims.

A product will not be considered defective, and it will not be subject to the warranty, if the product is not installed or used as recommended in the Seller's written planning, installation or user guides. The warranty does not apply to any Arold seating product that is used by an individual weighing over 310 lbs. (141 kg). Warranty will be void if identification label is removed under the chair or if a proof of delivery cannot be supplied.

Except as stated above, the Seller does not make any express or implied warranties as to any product and in particular does not make any warranty of fitness for any particular purpose except for standard use of no more than 40 hours per week. The remedies described above are the buyer's exclusive remedies for any product defect. The Seller shall not be liable for consequential, economic, indirect, punitive or incidental damages arising from any product defect.

*The applicable warranty period assumes that the product is used an average of not more than 40 hours per week. If a product is used more than this, the applicable warranty period shall be reduced in proportion to the increased usage. For example, if casters are used an average of 50 hours per week, the applicable warranty period for the casters shall be reduced to four years.

1. Bases

E1	Metal, Polished Chrome finish	K8	Cut steel, Silver Metallic finish	M1	Tubular steel, White finish, antimicrobial	W1	Wood, Bourbon Cherry finish
E3	Metal, Black finish	W20	Wood, Wild Cherry finish	M2	Tubular steel, Silver Metallic finish, antimicrobial	W2	Wood, Cherry finish
E8	Metal, Silver Metallic finish	W21	Wood, Terra Cherry finish	ML	Metal, Silver Metallic finish	W3	Wood, Shadow Oak finish
						W4	Wood, Natural finish
						W5	Wood, Sakura finish (Sencha)

2. Laminate finishes

AIA	Acacia	CCL	Classic Chocolate	GAN	Anthracite Grey	KAR	Karoo	RAS	Roots	TOM	Totem
ATH	Authentik Elm	CER	Cherry	GVR	Frost	MJV	Mojave	SAH	Sahara	TWT	Tuscany Walnut
BOR	Borealis	ERH	Hard Rock Maple	HZN	Hazelnut	NCN	Crystal Black	SLT	Salta	WGR	Willow Grey
BUC	Bourbon Cherry	FOS	Fossil	HRG	Heritage	NGA	Niagara	SNO	Snow		

For more information, please visit www.grounelacasse.com.

3. Other options

A	With button	DH	3" (76 mm) higher backrest	PCK	Electrical module, Black	SA	Without button
BAC	Armcaps, Black Corian	FH	Mounting, Polished Chrome finish	PCS	Electrical module, Silver	SW	Swivel mechanism
CB4	4-legged base, Polished Chrome finish	GLD	Black glides	PCL	Electrical module on the backrest's left side, while seated	TAL	Tablet arm on left (while seated)
CSB	Contrast stitching, Black	NA	No option	PCR	Electrical module on the backrest's right side, while seated	TAR	Tablet arm on right (while seated)
CSW	Contrast stitching, White	PA	Electrical module (Stad)	PD	Electrical module (Stad)	WAC	Armcaps, White Corian
CUP	Optional cleanable underseat protection	PB	Electrical module (Stad)				
		PC	Electrical module				

Aroid
CONTRACT • CONTRAT
A GROUPE LACASSE BRAND



GROUPE
LACASSE

1 888 522.2773 www.groupelacasse.com