

Price Book > USA > February 2024



OFFICE FURNITURE SOLUTIONS

TABLE OF CONTENTS

| | |
|---|----|
| ENVIRONMENTAL INITIATIVES..... | 2 |
| JADE | 2 |
| LACASSE QUICKSHIP PROGRAM | 3 |
| STANDARDIZED DIMENSIONAL SPECIALS | 4 |
| GENERAL SPECIFICATIONS FOR LAMINATE FURNITURE COLLECTIONS | 6 |
| FURNITURE COLLECTIONS | |
| QUAD | 8 |
| MORPHEO | 22 |
| OPTIONS..... | 41 |
| CONCEPT 3..... | 57 |
| CONCEPT 70 | 63 |
| CONCEPT 400E | 73 |
| CONCEPT 300 | 82 |
| C.A. | 92 |

| | |
|---|-----|
| COMPLEMENTARY FURNITURE COLLECTIONS | |
| RECEPTION FURNITURE..... | 94 |
| LAMINATE LATERAL FILES | 102 |
| OTHERS | |
| ELECTRICOM II ELECTRIFICATION SYSTEM..... | 103 |
| ACCESSORIES..... | 106 |
| TECHNICAL PERFORMANCES AND CONVERSION TABLE | 110 |
| TERMS & CONDITIONS OF SALE..... | 111 |

Designer Specifications

Groupe Lacasse distinguishes itself thanks to its flexibility and willingness to accommodate special requests, and successfully meets most specific requests for products that are not part of its standard offering. It is possible, among other things, to use C.O.M. tackboards, cushions, etc. Translucent inserts as well as certain high-pressure laminates can also be special-ordered. The Quotations department can process such specific requests.

NICER FOR THE ENVIRONMENT

It's our corporate responsibility to contribute to the preservation of natural resources and to ensure that our operations have the least possible impact on the environment. We choose suppliers who support our efforts to reduce deforestation. The majority of our products are manufactured from particleboard, made from 100% post-industrial recycled materials. We recover the cuttings from all our activities and even sawdust for power cogeneration. What's more, we sort and recycle plastic, steel and aluminum.

Our Saint-Pie, QC facilities are certified ISO 9001 and ISO 14 001.

We're proud to say that all Lacasse products are GREENGUARD® Gold certified. Which means that North Americans can be sure that these products will not affect the air quality of their working environments. And other groups, like architects, designers and specifiers who use Lacasse products can benefit from their GREENGUARD® certification to earn points towards meeting LEED® standards.



Lacasse products have achieved GREENGUARD GOLD Certification.

GREENGUARD Certified products are certified to GREENGUARD standards for low chemical emissions into indoor air during product usage. For more information, visit ul.com/gg.

ENVIRONMENTAL TOOLS

A variety of informative tools which detail how Groupe Lacasse products help support green initiatives are available. All documents are routinely updated and placed on the Groupe Lacasse website in the **Environment** section. Please check this page regularly for the most up-to-date documents.

Available documents: the corporate **Sustainability Policy**, how our products support **LEED Credits** (these documents include information on the percentage of recycled material in each product) and a listing of Groupe Lacasse products that are **GREENGUARD Certified**.

GREENGUARD CERTIFICATES

The GREENGUARD certificates can be uploaded from www.groupelacasse.com by clicking on the **Documents** tab of the certified collections/product pages.

FURTHER INFORMATION

For more information on environmental and sustainable procedures in the manufacturing of our products, contact Communications@groupelacasse.com.

Jade

Groupe Lacasse is proud to introduce **Jade**, a web tool that will ease the entry and follow-up of all your office furniture orders. With this system, you will be able to visualize the final price of all your products, including the discounts, along with the details of any price agreement established with us. Your orders will be validated and sent with all required information, guaranteed. Available 24 hours a day, 7 days a week, **Jade** allows you to consult your orders' status anywhere, anytime. **We are convinced that you will appreciate this convenient, fast and efficient tool from Groupe Lacasse!**

In order to start using **Jade** and benefit from its many advantages, please schedule a web training time by sending us an email at jade_registration@groupelacasse.com. For any other question concerning **Jade**, please contact us at jade@groupelacasse.com.

*Order status availability can vary for specific brands depending on the region.

LACASSE QUICKSHIP PROGRAM

LACASSE QUICKSHIP PROGRAM*

Products and suggested layouts identified by this pictogram are part of the Lacasse quick delivery program.

* Due to current market conditions, always refer to our Lead-Time Guide for a confirmation of our current Lacasse QuickShip lead-times.



PROGRAM CONDITIONS AND LIMITATIONS:

- Maximum of **35 of each selected item and of each color per order**, refer to each collection to see which products are available.
- QuickShip products are ready for shipment **after reception of a ready-to-process order and delivered on next available trailer**.
- HPL finishes are not part of the QuickShip Program.

IMPORTANT:

Place QuickShip orders separately from regular Lacasse orders.

When preparing QuickShip orders, indicate the code “**QS**” in front of the QuickShip product code or the QuickShip suggested layout code; i.e.: **QSM1NCS-F3672F**.

AVAILABLE OPTIONS AND FINISHES:

Make sure to complete QuickShip product codes with the options and finish codes that are part of the QuickShip program. See below for the complete list of QuickShip options and finishes relevant to each Lacasse collection:

STANDARDIZED DIMENSIONAL SPECIALS

“DIMENSIONAL SPECIALS” PROGRAM

Groupe Lacasse offers its dealers the possibility of making certain modifications to unit dimensions without having to go through the Quotations department. The following rules apply:

- Only one dimension may be modified on any given unit (width or depth or height).
- The modified dimension must fall within the range of standard dimensions offered. Example: a 98"-wide desk may not be specified without going through the Specials department, because that width exceeds standard widths. However, a 70"-wide desk may be specified, because that width does fall between existing standard widths (namely, 66" and 72").
- The dimension change must not affect the overall construction of the furniture unit. Example: a wider bookcase necessitating a central divider for added support.
- Drawers must remain in standard dimensions.
- Applicable to laminate units only. (Doors and modesty panels with metal frames cannot be modified, nor can metal legs).
- Rounded reception desks are not included in this program.

PROCEDURE:

1. Choose the unit with the next **largest** dimension.
Example: if you need a right single pedestal desk 70" wide, choose model 41_N-S3672F.
2. Add the prefix “S” at the start of the product code. (Ex.: S41_N-S36__F.)
3. Change the dimensions of the standard unit to those required.
(Ex.: 41_N-F3672S becomes S41_N-F3670S.)
4. Use the price of the next largest unit from the price list in effect.
(Ex.: if the new unit is a S41_N-F3670S, the price to use is that of model 41_N-F3672S)

* **If exact dimensions are required, be sure to specify it on the order form; otherwise, the unit will be manufactured using the corresponding Imperial units.**

* If a particular dimension includes a fraction, the code must be modified to show the measurement's rounded-off value; however, the measurement must be indicated with the fraction in the item description on the order form. (Example: a width of 68.5 is to be shown as 69 in the code, while the comments section of the order form must bear the mention “exactly 68.5”).

* **The number of doors and shelves on a hutch / storage unit will be determined by Groupe Lacasse (in accordance with our manufacturing standards).**

* If the “Dimensional Specials” program does not apply to your particular situation, or for any questions concerning such specials, contact our Specials department at Quotation@grounelacasse.com.

“STANDARDIZED” SPECIALS

Groupe Lacasse offers the possibility of making certain types of modifications to standard furniture without having to go through the Specials department:

1. Modification of the color scheme
2. Addition, modification or removal of grommets
3. Modification of the pedestal configuration
4. Height modification for modesty panels
5. Addition of locks

1. COLOR SCHEME

Applicable when the desired color scheme differs from the standard scheme.

- Add the prefix “S” at the start of the product code.
- Replace the choice of colors with “XXX”.
- Along with the order form, provide a drawing showing the desired color scheme.
- No upcharge required to the list price.

2. ADDITION, MODIFICATION OR REMOVAL OF GROMMETS

- Add the prefix “S” at the start of the product code.
- In the product description, add the code corresponding to the desired position (refer to table).
- Insert the appropriate modification code (A, M or R) at the start of the product code.
A: Addition; M: Modification; R: Removal.

| CODE | TYPE OF GROMMET | COLLECTIONS | CODE AND POSITION | | |
|--------|---|--------------------------------|--|----------|----------|
| | | | Left | Centre | Right |
| GRV25N | Round Black | 400E, 70, 300 | _GRV25NL | _GRV25NC | _GRV25NR |
| GRQ25S | Rectangular Silver for surfaces 1" thick | Quad, Options, Morpheo, C3 | _GRQ25SL | _GRQ25SC | _GRQ25SR |
| GRQ25A | Rectangular Anthracite Grey for surfaces 1" thick | Quad, Options, Morpheo | _GRQ25AL | _GRQ25AC | _GRQ25AR |
| GRQ38S | Rectangular Silver for surfaces 1½" thick | Quad, Morpheo, Options, Quorum | _GRQ38SL | _GRQ38SC | _GRQ38SR |
| GRQ38A | Rectangular Anthracite Grey for surfaces 1½" thick | Morpheo, Options, Quad | _GRQ38AL | _GRQ38AC | _GRQ38AR |
| GR9 | | All collections | If any position other than a standard one is needed, the order form must be accompanied by a drawing indicating the exact position required. | | |

- Add the upcharge for grommet modification.

| | |
|---|---------|
| Addition of a grommet in standard position | \$81.00 |
| Addition of a grommet in a non-standard position | \$81.00 |
| Modification of the position of an existing grommet | \$0.00 |
| Removal or replacement of an existing grommet | \$0.00 |

3. MODIFICATION OF THE PEDESTAL CONFIGURATION

Applicable when the desired pedestal arrangement is not standard for the collection.

- Add the prefix “S” at the start of the product code.
- Modify the pedestal codification as per the table below.
- Add the upcharge corresponding to the type of modification made.

¾ height pedestal to full-height pedestal

| FROM | TO | UPCHARGE PER PEDESTAL |
|------------------|---------------|-----------------------|
| F (U/F) | UF (U/U/F) | \$201.00 |
| F (U/F) | FF (F/F) | \$201.00 |
| Ex.: 41NN-SxxxxF | S41NN-SxxxxUF | \$201.00 |

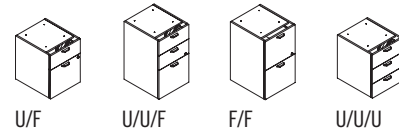
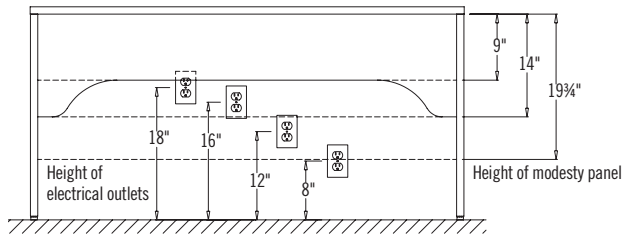
Full-height pedestal to ¾ height pedestal

| FROM | TO | UPCHARGE PER PEDESTAL |
|--------------------|---------------|-----------------------|
| UF (U/U/F) | F (U/F) | \$68.00 |
| UF (U/U/F) | U (U/U/U) | \$68.00 |
| Ex.: 71KA-UFxxxxUF | S71KA-UFxxxxF | \$68.00 |

4. HEIGHT MODIFICATION FOR MODESTY PANELS

Modesty panels are available in a number of different heights for all our collections. (Exceptions: C3, Quad with metal legs, Morpheo with metal kickplate or Translucent insert, and corner modules for Concept 400E, 70 and 300, as well as for Morpheo).

- Add the prefix “S” at the start of the product code.
- Add the type of modesty panel at the end of the code.



Full-height pedestal

| FROM | TO | UPCHARGE PER PEDESTAL |
|--------------------|----------------|-----------------------|
| UF (U/U/F) | FF (F/F) | \$68.00 |
| FF (F/F) | UF (U/U/F) | \$68.00 |
| Ex.: 71KA-UFxxxxUF | S71KA-UFxxxxFF | \$68.00 |

¾ height pedestal

| FROM | TO | UPCHARGE PER PEDESTAL |
|------------------|--------------|-----------------------|
| F (U/F) | U (U/U/U) | \$68.00 |
| Ex.: 41NN-FxxxxF | S41NN-FxxxxU | \$68.00 |




| TYPE | HEIGHT OF MODESTY PANEL | SPACE BETWEEN FLOOR AND MODESTY PANEL | TYPE OF MODESTY PANEL | ACCESS TO ELECTRICAL RECEPTACLES |
|------|---|---------------------------------------|--|--|
| .1 | 9" | 19" | Curved | Will free up access to most wall outlets |
| .2 | 14" | 14" | Straight | Will free up access to wall outlets less than 16" from the floor |
| .3 | 19 3/4" | 8 1/4" | Straight | |
| .9 | For all dimensions other than the ones specified above. | Other | Curved: between 9" and 13" Straight: 14" or greater | |

| TYPE OF SURFACE | COLLECTIONS | APPLICATION | CODIFICATION | UPCHARGE |
|---|--|---|--|----------|
| AT, DT, BR | All (excluding the above-mentioned exceptions) | | According to table | \$0.00 |
| CM | All (excluding the above-mentioned exceptions) | On one side only | Indicate the desired height according to the table, as well as L for left back or R for right back | \$0.00 |
| CM | Options, Quad | On both sides | Indicate the desired height according to the table, as well as B for the 2 sides | \$0.00 |
| CM | Morpheo, 70, 400E, 300 | On both sides (a wooden block and a leg must be added to the structure in order to support the backs) | Indicate the desired height according to the table, as well as B for the 2 sides | \$60.00 |
| Desks, returns, credenzas with pedestal | All (excluding the above-mentioned exceptions) | | .1 | \$122.00 |
| Desks, returns, credenzas with pedestal | All (excluding the above-mentioned exceptions) | | .2 | \$122.00 |
| Desks, returns, credenzas with pedestal | All (excluding the above-mentioned exceptions) | With ¾ height pedestal | .3 | \$0.00 |
| Desks, returns, credenzas with pedestal | All (excluding the above-mentioned exceptions) | With full-height pedestal | .3 | \$122.00 |

5. ADDITION OF LOCKS

| APPLICATION | CODIFICATION | UPCHARGE |
|---------------------|---|----------|
| Addition of 1 lock | Add the prefix “S” at the start of the product code and indicate K1 at the end of the code | \$92.00 |
| Addition of 2 locks | Add the prefix “S” at the start of the product code and indicate K2 at the end of the code | \$122.00 |
| Addition of 3 locks | Add the prefix “S” at the start of the product code and indicate K3 at the end of the code | \$152.00 |
| Addition of 4 locks | Add the prefix “S” at the start of the product code and indicate K4 at the end of the code | \$182.00 |
| Ex.: 41NN-E724416P | S41NN-E724416PK2 | \$122.00 |

GENERAL SPECIFICATIONS

| | QUAD | MORPHEO | OPTIONS |
|----------------------------------|---|--|---|
| CHARACTERISTICS | Collection featuring smooth, sleek lines with a modern look. Numerous models make possible a variety of configurations. <ul style="list-style-type: none"> • 2 accent colors • Choice of 3 inserts (Translucent, Lexan, Perforated metal) • 5 storage heights (49, 57, 65, 73, 81) • 2 surface types (thermofused laminate or high-pressure laminate) • Full-width wiring access | Contemporary office furnishings with a floating top design. Vast selection: <ul style="list-style-type: none"> • 2 top thicknesses • 2 accent colors • 2 surface types (thermofused laminate or high-pressure laminate) • Choice of 5 handles • Choice of 2 Translucent inserts • Choice of 2 legs • Ergonomic work surfaces • Choice of 3 edges | Classic style offering a wide range of unique items for organizing and optimizing space. <ul style="list-style-type: none"> • 2 top thicknesses • Choice of 3 handles • 2 accent colors • Translucent door option • 2 surface types (thermofused laminate or high-pressure laminate) • Full-width wiring access |
| TOP THICKNESS | 1½" (38 mm) | 1" and 1½" (25 and 38 mm) Aluminium spacers add ⅜" (8 mm) to the overall height of the work surfaces | 1" and 1½" (25 and 38 mm) |
| EDGE THICKNESS | ⅛" (1,5 mm) | ⅛" and ⅜" (1,5 and 3 mm) | ⅛" (1,5 mm) |
| SURFACE TYPE | TFL and HPL | TFL and HPL | TFL and HPL |
| HUTCH CLEARANCES | N/A | Low profile: 13⅝" (346 mm) – 21⅜" (579 mm) 44" (1099 mm): 20½" (521 mm) 36" (900 mm): 17" (432 mm) | 44" (1096 mm): 20⅞" (530 mm) 36" (893 mm): 16¾" (426 mm) |
| DESKS – MODESTY PANELS | Full-height | Full-height | Full-height |
| AT, DT – BACK PANELS | 2½" (63,5 mm) clearance from floor | Full-height | Full-height |
| CM – BACK AND SIDE PANELS | Back panel: 2½" (63,5 mm) clearance from floor Side panel: 2½" (63,5 mm) clearance from floor | Back panel and side panel: Full-height | Back panel and side panel: Full-height |
| GROMMETS ON SURFACES |  |  |  |

GENERAL FEATURES FOR ALL LACASSE CASEGOODS COLLECTIONS

CONSTRUCTION

- Casegoods are made of particleboard panels finished on both sides with mar-resistant high-performance thermofused laminate (45 lbs/ft³), also called TFL.
- High-pressure laminate work surfaces, also called HPL, are available for certain collections, adding ⅛" (1,6 mm) to the overall thickness of the work surface.
- All components are finished with a thermoplastic polymer edgebanding. All edges are finished.
- Levelers allow up to 1¼" (32 mm) height adjustment (unless otherwise specified).
- All modesty panels are recessed 8" (211 mm) on 36" (900 mm) deep desks and 2" (61 mm) on 30" (750 mm) deep desks.
- All bridge returns (BR) are full-height except for Concept 3.
- All ready-to-assemble furniture has metal-to-metal fittings to maintain product integrity, ease of assembly and reconfiguration. These furniture units are identified by the screwdriver pictogram.






DRAWERS

All drawers are built for trouble-free performance and smooth operation:

- Shock-absorbent bumpers standard on all drawers.
- Drawer construction in black laminated particleboard.
- Pencil tray is standard in one box drawer per component.
- File drawers are mounted on full extension ball bearing suspensions: 100 lbs (45 kg) load capacity (except metal pedestals: 75 lbs (34 kg) load capacity).
- Lateral file drawers are mounted on full extension ball bearing suspensions with over-travel: 150 lbs (68 kg) load capacity.
- Lateral file drawers come standard with top rails for folders and one lateral suspension bar for side-to-side filing. For suspension bars accommodating front-to-back filing, refer to Accessories on page 108.
- Interlock system is standard on lateral files and mixed pedestals.

LOCKS

Standard black cam locks with accent color finish are standard on hanging file pedestals, mobile pedestals, lateral files and cabinets (except for Concept 400E, Concept 70, Concept 3, and Concept 300 cabinets). For multiple-drawer configurations, the lock is a master lock for all the drawers, unless otherwise specified. Lock cylinders with identical keys are also available as an option. (Contact Groupe Lacasse's Customer Service Dept.)

| CONCEPT 3 | CONCEPT 70 | CONCEPT 400E | CONCEPT 300 | C.A. |
|--|---|---|---|---|
| Unique non-handed collection in a contemporary style and reversible. <ul style="list-style-type: none"> • Exclusive anodized aluminum legs • Choice of laminate or Translucent doors • Optimized storage solutions • Easy to specify | Classic, durable executive office furnishings. <ul style="list-style-type: none"> • Choice of 2 handles • 3 accent colors • Over 350 components • Choice of 3 edges | Quintessential classic office furnishings. <ul style="list-style-type: none"> • Choice of 3 handles • Over 300 components | Unique manufacturing parameters that offer exceptional value. <ul style="list-style-type: none"> • ¾ height modesty panel • Recessed back to accommodate walls with electrical outlets • Choice of 2 handles • Horizontal wood grain • Standard choice of 5 colors • 100% Quickship | Contemporary and affordable. Reversible. <ul style="list-style-type: none"> • Pedestal and lateral file in SNO finish only • Easy to specify and to install |
| 1" (25 mm) | 1½" (38 mm) | 1" (25 mm) | 1" (25 mm) | 1" (25 mm) |
| 1/16" (1,5 mm) | 1/16" and 5/32" (1,5 and 3 mm) | 1/16" (1,5 mm) | 1/16" (1,5 mm) | 1/16" (1,5 mm) |
| TFL | TFL | TFL | TFL | TFL |
| N/A | 44" (1099 mm): 21¼" (543 mm) 36" (900 mm): 17¾" (445 mm) | 44" (1099 mm): 21½" (546 mm) 36" (900 mm): 17¾" (448 mm) | 44" (1099 mm): 26½" (673 mm) 36" (900 mm): 18¾" (473 mm) | 36" (900 mm): 19" (483 mm) |
| Full-height on TD desks with ¾ (19 m) clearance from floor. Half-height on Y-shape surfaces. Optional back panel are not available. | Full-height | Full-height | Recessed 6" (150 mm) on all desks; except for modesty panel on curved desks with metal pedestals, which is recessed 9" (225 mm). ¾ height overlaps exterior side panels of furniture, and full height overlaps on low-profile desks. | Half-height |
| N/A | Full-height | Full-height | Recessed 1" (27 mm). ¾ height recessed on exterior side panels of furniture. | N/A |
| N/A | Back panel and side panel: Full-height | Back panel and side panel: Full-height | Symmetrical corner module: full-height back. Extended corner module: ¾ height back panel overlaps along the extended portion and recessed 1" (27 mm). | N/A |
|  |  |  |  |  |

HUTCHES

- All hutches are equipped at work surface height with a full-width flexible wire access extrusion (except for Concept 300).
- A grommet is also provided on the back panel of the hutch to accommodate an optional task light unit.
- Depending on the hutch model, the clearance is 16¾" to 21¹³/₁₆" (426 to 579 mm) from the work surface level.
- Combination of rails and tackboards available for use with hutches. Refer to page 107.

DOORS

All hinges for Concept 400E, Concept 70, and Concept 300 collections are 120°. For other collections, hutches have 120° hinges while other units have 135° hinges.

BOOKCASE

Bookcase must be placed against a wall or back-to-back to another unit.

PEDESTALS

All mobile pedestals 18" deep can receive a cushion (LGC-CU1518). Refer to page 108.

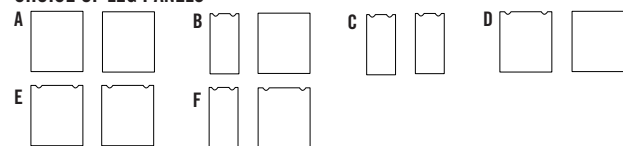
DIMENSIONS

Metric dimensions shown in this price book are exact; imperial dimensions are nominal (unless otherwise specified).

TACKBOARDS

Included with all tackboards is a Velcro strip or hardware for fastening to walls.

CHOICE OF LEG PANELS



PICTOGRAMS


Pictograms are intended for informative purposes only and cannot be used from a technical point of view. For further information, contact the Groupe Lacasse customer service department.



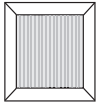
CABINET DOORS

Aluminum doors are offered in a choice of 2 accent colors: Anthracite Grey (A) or Silver (S). High impact resistant electrostatic paint finish.

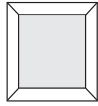
Quad offers 4 door styles for all storage with doors.



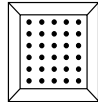
Laminate (N)



Metal with ridged Lexan insert (L)



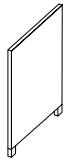
Metal with translucent insert (T)




Metal with perforated metal insert (M)

Leg panels

Leg panels are available in laminate with 2" (50 mm) metal legs (N), in full and recessed options (taking knee space into account).



Full laminate leg panel

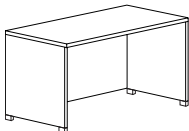


Recessed laminate leg panel

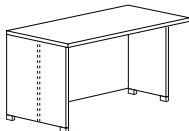
Leg panel options:

- A Two full width leg panels
- B One full width leg panel and one recessed
- C Two recessed leg panels
- D Two full width leg panels, one with wiring access
- E Two full width leg panels with wiring access
- F One full width leg panel and one recessed with wiring access

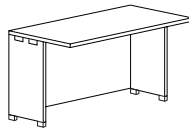
Laminate



A - Two full leg panels



B - One full leg panel and one recessed



C - Two recessed leg panels

STORAGE

Cabinets, hutches and bookcases are available in one-tone finish only.

MATERIALS

- **Thermofused laminate furniture:**
See prices shown in the "All Laminate" column. Surface material must be specified in the code.
- **Furniture with tops in high-pressure laminate, the rest in thermofused laminate:**
See prices shown in the "HPL Surfaces" column. Surface material must be specified in the code.

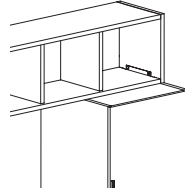
ELECTRIFICATION OF FREESTANDING FURNITURE

Electricom II is fully compatible with Quad collection to enable the electrification of Quad freestanding furniture. Refer to the Electricom II section on page 103.

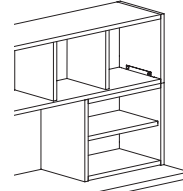
GENERAL SPECIFICATION RULES

- A hutch must be supported at both ends and secured to the slots intended for this purpose.
- Hardware for assembly must be ordered separately.
- It is possible to combine hutch connections, as long as at least one of the following conditions is met:

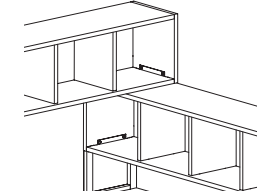
On top of, or side-by-side with, a cabinet



On top of a 24" or larger pigeonhole

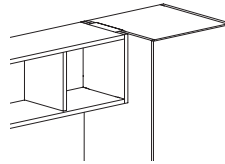


Connection at a 90° angle



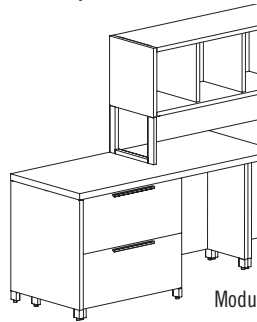
OR

OR

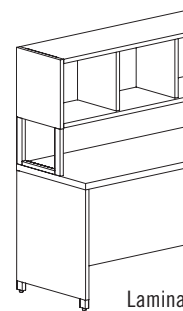


- The other end of the hutch may be connected in any of the ways described in the section on hutch configurations.
- Stacked modules, including connections, must not exceed a total of 81" in height.
- When a hutch support rests on a surface, it is recommended that this surface be supported by a ground fixture. The fixture may be a metal or laminate leg, or a modular pedestal.

Examples:

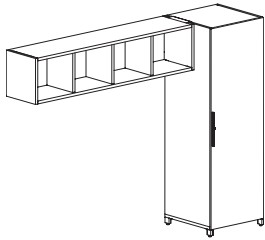


Modular pedestal

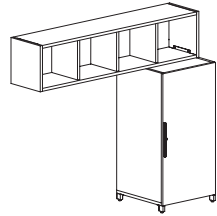


Laminate leg

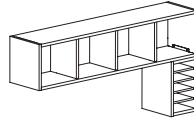
- No connection between a wall-mounted hutch and a freestanding furniture unit is allowed.
- For furniture runs exceeding 32' in length, contact Groupe Lacasse's customer service department.
- All furnishing arrangements must be levelled properly.
- All arrangements must be made using Quad hardware.
- The Quad furnishing system makes possible a wide variety of arrangements and combinations. Should you require assistance or advice, feel free to contact Groupe Lacasse's customer service department.

HUTCH CONFIGURATIONS

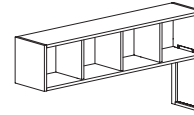
Side-by-side with cabinet



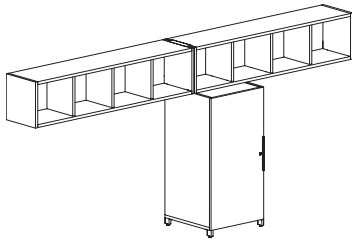
On top of cabinet



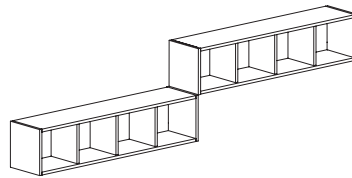
On top of pigeonhole



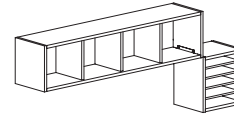
On top of metal support



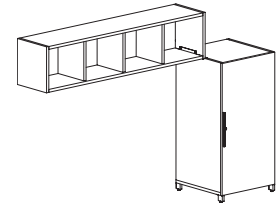
Side-by-side with another hutch



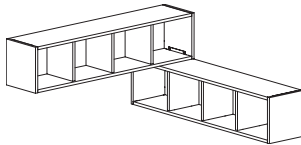
In Z shape over another hutch



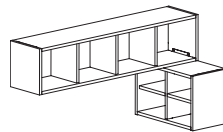
In Z shape over pigeonhole



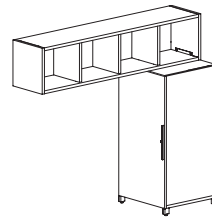
In Z shape over cabinet



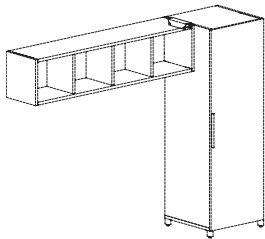
At 90° over another hutch



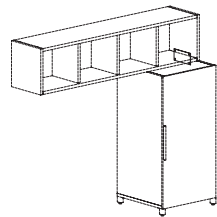
At 90° over pigeonhole



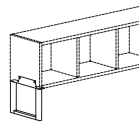
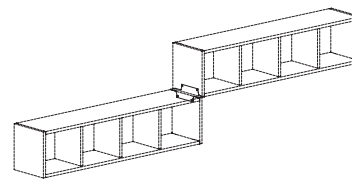
At 90° over cabinet

HARDWARE REQUIRED FOR HUTCH CONFIGURATIONS

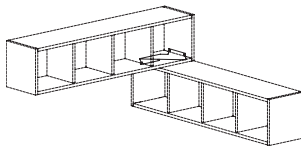
QNN_HBU



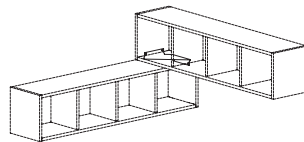
QNN_HBS

QNN_HSM4
QNN_HSM12
QNN_HSM20

QNN_HBZ



QNN_HB90L



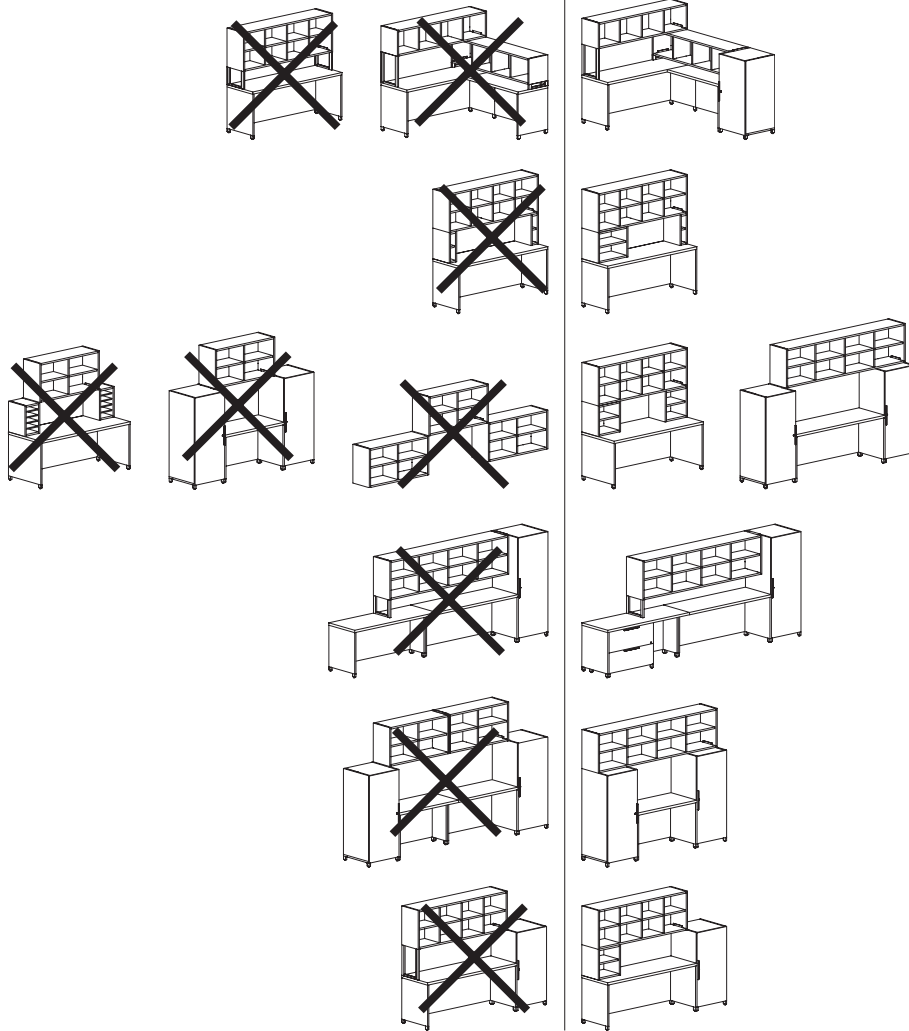
QNN_HB90R



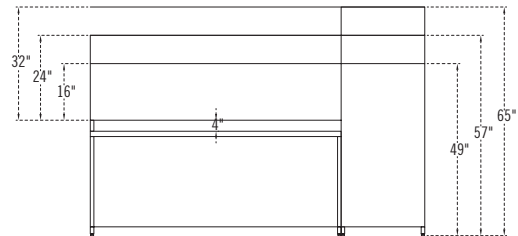
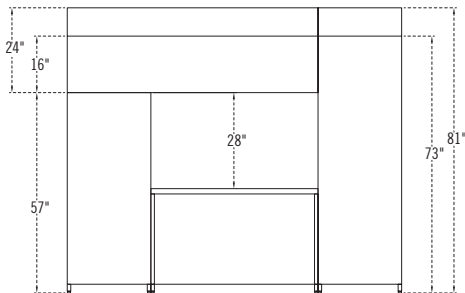
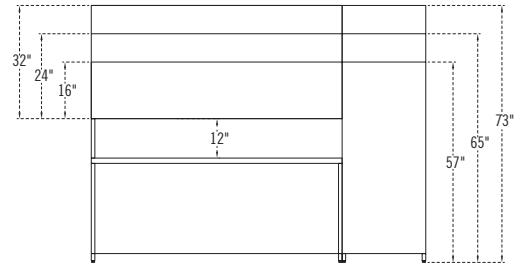
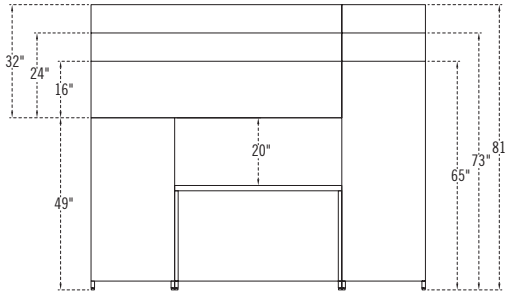
CONFIGURATIONS NOT ALLOWED

NO

YES




HEIGHT DIAGRAMS







EDGE BANDING

Furniture with 1½" (38 mm) thick tops.

N Edge


Smooth, ¼" (1,5 mm) thick edge. The **N** edge is matched with the finish specified for the surface.

HANDLES

Quad
MODESTY PANELS / DOOR INSERTS

T – Translucent

L – Ridged Lexan

M – Perforated Metal
ACCENT COLORS

S – Silver

A – Anthracite Grey
LEGS

Q – Square

L – Frame
CODIFICATION

| Series | Options | | | |
|----------|--|---|---|---|
| | Thickness | Doors / Modesty Panels | Accent color | Legs |
| Q | 5 Thermofused laminate 1½" 6 High-pressure laminate 1½" | L Ridged Lexan M Perforated Metal T Translucent N Laminate | A Anthracite Grey S Silver N No accent color | Q Square legs 3" L Frame leg |

| | W x D x H (in) | W x D x H (mm) | Code | All Laminate (\$) | HPL Surfaces (\$) |
|----------------------------------|---|------------------|---------------------|-------------------|-------------------|
| Double pedestal desks | 84 x 36 x 29½ | 2100 x 900 x 751 | Q_N_UF3684FF | 3,764 | 4,279 |
| | 72 x 36 x 29½ | 1800 x 900 x 751 | Q_N_UF3672FF | 3,572 | 4,110 |
| | 72 x 30 x 29½ | 1800 x 750 x 751 | Q_N_UF3072FF | 3,490 | 4,004 |
| | 66 x 30 x 29½ | 1650 x 750 x 751 | Q_N_UF3066FF | 3,394 | 3,894 |
| | 60 x 30 x 29½ | 1500 x 750 x 751 | Q_N_UF3060FF | 3,310 | 3,788 |
| | Specify the surface type (5, 6). Specify the accent color (A, S). | | | | |

| | W x D x H (in) | W x D x H (mm) | Code | All Laminate (\$) | HPL Surfaces (\$) |
|----------------------------------|---|------------------|----------------------|-------------------|-------------------|
| Double pedestal desks | 84 x 36 x 29½ | 2100 x 900 x 751 | Q_N_UFM3684FF | 3,845 | 4,376 |
| | 72 x 36 x 29½ | 1800 x 900 x 751 | Q_N_UFM3672FF | 3,650 | 4,206 |
| | 72 x 30 x 29½ | 1800 x 750 x 751 | Q_N_UFM3072FF | 3,572 | 4,110 |
| | 66 x 30 x 29½ | 1650 x 750 x 751 | Q_N_UFM3066FF | 3,481 | 3,981 |
| | 60 x 30 x 29½ | 1500 x 750 x 751 | Q_N_UFM3060FF | 3,394 | 3,877 |
| | Specify the surface type (5, 6). Specify the accent color (A, S). | | | | |

| | W x D x H (in) | W x D x H (mm) | Code | All Laminate (\$) | HPL Surfaces (\$) |
|---------------------------------------|---|------------------|--------------------|-------------------|-------------------|
| Left single pedestal desks | 72 x 36 x 29½ | 1800 x 900 x 751 | Q_N_UF3672S | 2,739 | 3,166 |
| | 72 x 30 x 29½ | 1800 x 750 x 751 | Q_N_UF3072S | 2,644 | 3,070 |
| | 66 x 30 x 29½ | 1650 x 750 x 751 | Q_N_UF3066S | 2,546 | 2,949 |
| | 60 x 30 x 29½ | 1500 x 750 x 751 | Q_N_UF3060S | 2,474 | 2,846 |
| | Specify the surface type (5, 6). Specify the accent color (A, S). | | | | |

| | W x D x H (in) | W x D x H (mm) | Code | All Laminate (\$) | HPL Surfaces (\$) |
|--|---|------------------|--------------------|-------------------|-------------------|
| Right single pedestal desks | 72 x 36 x 29½ | 1800 x 900 x 751 | Q_N_S3672UF | 2,739 | 3,166 |
| | 72 x 30 x 29½ | 1800 x 750 x 751 | Q_N_S3072UF | 2,644 | 3,070 |
| | 66 x 30 x 29½ | 1650 x 750 x 751 | Q_N_S3066UF | 2,546 | 2,949 |
| | 60 x 30 x 29½ | 1500 x 750 x 751 | Q_N_S3060UF | 2,474 | 2,846 |
| | Specify the surface type (5, 6). Specify the accent color (A, S). | | | | |

| | W x D x H (in) | W x D x H (mm) | Code | All Laminate (\$) | HPL Surfaces (\$) |
|---------------------------------------|---|------------------|---------------------|-------------------|-------------------|
| Left single pedestal desks | 72 x 36 x 29½ | 1800 x 900 x 751 | Q_N_UFM3672S | 2,819 | 3,273 |
| | 72 x 30 x 29½ | 1800 x 750 x 751 | Q_N_UFM3072S | 2,724 | 3,166 |
| | 66 x 30 x 29½ | 1650 x 750 x 751 | Q_N_UFM3066S | 2,635 | 3,047 |
| | 60 x 30 x 29½ | 1500 x 750 x 751 | Q_N_UFM3060S | 2,551 | 2,949 |
| | Specify the surface type (5, 6). Specify the accent color (A, S). | | | | |

Modesty panel option: change N in the code prefix to Lexan (L) / Translucent (T) add \$484, Metal (M) add \$645. Packaged in 2 boxes.

| | W x D x H (in) | W x D x H (mm) | Code | All Laminate (\$) | HPL Surfaces (\$) |
|--|---|------------------|---------------------|-------------------|-------------------|
| Right single pedestal desks | 72 x 36 x 29½ | 1800 x 900 x 751 | Q_N_S3672UFM | 2,819 | 3,273 |
| | 72 x 30 x 29½ | 1800 x 750 x 751 | Q_N_S3072UFM | 2,724 | 3,166 |
| | 66 x 30 x 29½ | 1650 x 750 x 751 | Q_N_S3066UFM | 2,635 | 3,047 |
| | 60 x 30 x 29½ | 1500 x 750 x 751 | Q_N_S3060UFM | 2,551 | 2,949 |
| | Specify the surface type (5, 6). Specify the accent color (A, S). | | | | |

Modesty panel option: change N in the code prefix to Lexan (L) / Translucent (T) add \$484, Metal (M) add \$645. Packaged in 2 boxes.

| | W x D x H (in) | W x D x H (mm) | Code | All Laminate (\$) | HPL Surfaces (\$) |
|--|--|------------------|----------------------|-------------------|-------------------|
| Rectangular tables with modesty panel and pedestal on right | 72 x 36 x 29½ | 1800 x 900 x 751 | Q_N_BT3672UFM | 2,991 | 3,433 |
| | 72 x 30 x 29½ | 1800 x 750 x 751 | Q_N_BT3072UFM | 2,885 | 3,322 |
| | 66 x 30 x 29½ | 1650 x 750 x 751 | Q_N_BT3066UFM | 2,787 | 3,205 |
| | 60 x 30 x 29½ | 1500 x 750 x 751 | Q_N_BT3060UFM | 2,523 | 2,909 |
| | Specify the surface type (5, 6). Specify the accent color (A, S). Specify the leg type (Q, L). | | | | |

Modesty panel option: change N in the code prefix to Lexan (L) / Translucent (T) add \$484, Metal (M) add \$645. Packaged in 3 boxes.



Rectangular tables with modesty panel and pedestal on left



Modesty panel option: change N in the code prefix to Lexan (L) / Translucent (T) add \$484, Metal (M) add \$645. Packaged in 3 boxes.

| W x D x H (in) | W x D x H (mm) | Code | All Laminate (\$) | HPL Surfaces (\$) |
|---|------------------|------------------------|-------------------|-------------------|
| <i>1 pedestal on left with lock. 2 box drawers and 1 file drawer with suspension bar. Pencil tray. 3" square steel legs. Half-height modesty panel.</i> | | | | |
| 72 x 36 x 29½ | 1800 x 900 x 751 | Q_N_-UFM3672BT_ | 2,991 | 3,433 |
| 72 x 30 x 29½ | 1800 x 750 x 751 | Q_N_-UFM3072BT_ | 2,885 | 3,322 |
| 66 x 30 x 29½ | 1650 x 750 x 751 | Q_N_-UFM3066BT_ | 2,787 | 3,205 |
| 60 x 30 x 29½ | 1500 x 750 x 751 | Q_N_-UFM3060BT_ | 2,523 | 2,909 |

Specify the surface type (5, 6). Specify the accent color (A, S). Specify the leg type (Q, L).

Left pedestal desk-returns

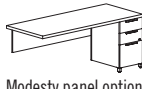


Modesty panel option: change N in the code prefix to Lexan (L) / Translucent (T) add \$484, Metal (M) add \$645. Packaged in 2 boxes.

| W x D x H (in) | W x D x H (mm) | Code | All Laminate (\$) | HPL Surfaces (\$) |
|---|------------------|----------------------|-------------------|-------------------|
| <i>1 pedestal on left with lock. 2 box drawers and 1 file drawer with suspension bar. Pencil tray. Half-height modesty panel.</i> | | | | |
| 72 x 36 x 29½ | 1800 x 900 x 751 | Q_N_-UFM3672R | 2,571 | 2,965 |
| 72 x 30 x 29½ | 1800 x 750 x 751 | Q_N_-UFM3072R | 2,474 | 2,846 |
| 66 x 30 x 29½ | 1650 x 750 x 751 | Q_N_-UFM3066R | 2,376 | 2,732 |
| 60 x 30 x 29½ | 1500 x 750 x 751 | Q_N_-UFM3060R | 2,271 | 2,614 |

Specify the surface type (5, 6). Specify the accent color (A, S).

Right pedestal desk-returns



Modesty panel option: change N in the code prefix to Lexan (L) / Translucent (T) add \$484, Metal (M) add \$645. Packaged in 2 boxes.

| W x D x H (in) | W x D x H (mm) | Code | All Laminate (\$) | HPL Surfaces (\$) |
|--|------------------|----------------------|-------------------|-------------------|
| <i>1 pedestal on right with lock. 2 box drawers and 1 file drawer with suspension bar. Pencil tray. Half-height modesty panel.</i> | | | | |
| 72 x 36 x 29½ | 1800 x 900 x 751 | Q_N_-R3672UFM | 2,571 | 2,965 |
| 72 x 30 x 29½ | 1800 x 750 x 751 | Q_N_-R3072UFM | 2,474 | 2,846 |
| 66 x 30 x 29½ | 1650 x 750 x 751 | Q_N_-R3066UFM | 2,376 | 2,732 |
| 60 x 30 x 29½ | 1500 x 750 x 751 | Q_N_-R3060UFM | 2,271 | 2,614 |

Specify the surface type (5, 6). Specify the accent color (A, S).

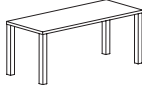
Desk shells



| W x D x H (in) | W x D x H (mm) | Code | All Laminate (\$) | HPL Surfaces (\$) |
|---|------------------|---------------------|-------------------|-------------------|
| <i>Recessed, full-height modesty panel. Can accommodate 1 or 2 pedestals. Full-width wiring access.</i> | | | | |
| 72 x 36 x 29½ | 1800 x 900 x 751 | Q_N_-TDM3672 | 1,564 | 1,877 |
| 72 x 30 x 29½ | 1800 x 750 x 751 | Q_N_-TDM3072 | 1,490 | 1,786 |
| 66 x 30 x 29½ | 1650 x 750 x 751 | Q_N_-TDM3066 | 1,452 | 1,738 |
| 60 x 30 x 29½ | 1500 x 750 x 751 | Q_N_-TDM3060 | 1,395 | 1,676 |

Specify the surface type (5, 6). Specify the accent color (A, S).

Rectangular tables

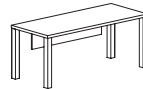


Packaged in 2 boxes.

| W x D x H (in) | W x D x H (mm) | Code | All Laminate (\$) | HPL Surfaces (\$) |
|--|------------------|---------------------|-------------------|-------------------|
| <i>3" square steel legs (carton of 4).</i> | | | | |
| 72 x 36 x 29½ | 1800 x 900 x 751 | Q_N_-RT3672_ | 2,281 | 3,030 |
| 72 x 30 x 29½ | 1800 x 750 x 751 | Q_N_-RT3072_ | 2,184 | 2,894 |
| 66 x 30 x 29½ | 1650 x 750 x 751 | Q_N_-RT3066_ | 2,087 | 2,774 |
| 60 x 30 x 29½ | 1500 x 750 x 751 | Q_N_-RT3060_ | 1,983 | 2,644 |

Specify the surface type (5, 6). Specify the accent color (A, S). Specify the leg type (Q, L).

Rectangular tables with modesty panel



Modesty panel option: change N in the code prefix to Lexan (L) / Translucent (T) add \$484, Metal (M) add \$645. Packaged in 2 boxes.

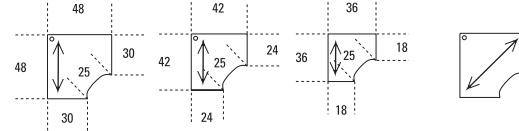
| W x D x H (in) | W x D x H (mm) | Code | All Laminate (\$) | HPL Surfaces (\$) |
|---|------------------|----------------------|-------------------|-------------------|
| <i>3" square steel legs (carton of 4). Half-height modesty panel.</i> | | | | |
| 72 x 36 x 29½ | 1800 x 900 x 751 | Q_N_-RTM3672_ | 2,491 | 3,239 |
| 72 x 30 x 29½ | 1800 x 750 x 751 | Q_N_-RTM3072_ | 2,393 | 3,102 |
| 66 x 30 x 29½ | 1650 x 750 x 751 | Q_N_-RTM3066_ | 2,291 | 2,982 |
| 60 x 30 x 29½ | 1500 x 750 x 751 | Q_N_-RTM3060_ | 2,191 | 2,846 |

Specify the surface type (5, 6). Specify the accent color (A, S). Specify the leg type (Q, L).

90° Corner modules



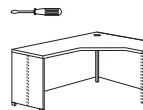
To attach to a work surface. Grommet. Full-width wiring access on each side.



| W x D x H (in) | W x D x H (mm) | Code | All Laminate (\$) | HPL Surfaces (\$) |
|----------------|-------------------|----------------------|-------------------|-------------------|
| 48 x 48 x 29½ | 1200 x 1200 x 751 | Q_N_-CM4830S_ | 1,660 | 2,247 |
| 42 x 42 x 29½ | 1050 x 1050 x 751 | Q_N_-CM4224S_ | 1,499 | 2,038 |
| 36 x 36 x 29½ | 900 x 900 x 751 | Q_N_-CM3618SC | 1,426 | 1,910 |

Specify the surface type (5, 6). Specify the accent color (A, S). Specify panel legs (B, C, F). Diagonal wood grain: change S to D, add 10% to the price.

Left extended corner modules



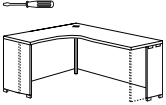
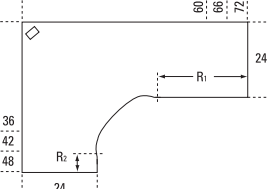
Full-width wiring access on each side. Grommet.

| Surface | R1 | R2 |
|---------|------|-------|
| 72"/48" | 28½" | 47/8" |
| 66"/48" | 22½" | 47/8" |
| 60"/48" | 16½" | 47/8" |
| 72"/42" | 28½" | |
| 66"/42" | 22½" | |
| 60"/42" | 16½" | |
| 72"/36" | 16½" | |
| 66"/36" | 16½" | |

| W x D x H (in) | W x D x H (mm) | Code | All Laminate (\$) | HPL Surfaces (\$) |
|----------------|-------------------|-----------------------|-------------------|-------------------|
| 72 x 48 x 29½ | 1800 x 1200 x 751 | Q_N_-CM724824_ | 2,210 | 3,015 |
| 66 x 48 x 29½ | 1650 x 1200 x 751 | Q_N_-CM664824_ | 2,118 | 2,885 |
| 60 x 48 x 29½ | 1500 x 1200 x 751 | Q_N_-CM604824_ | 2,029 | 2,766 |
| 72 x 42 x 29½ | 1800 x 1050 x 751 | Q_N_-CM724224_ | 2,118 | 2,885 |
| 66 x 42 x 29½ | 1650 x 1050 x 751 | Q_N_-CM664224_ | 2,029 | 2,766 |
| 60 x 42 x 29½ | 1500 x 1050 x 751 | Q_N_-CM604224_ | 1,942 | 2,635 |
| 72 x 36 x 29½ | 1800 x 900 x 751 | Q_N_-CM723624_ | 1,892 | 2,551 |
| 66 x 36 x 29½ | 1650 x 900 x 751 | Q_N_-CM663624_ | 1,786 | 2,442 |

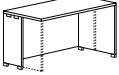
Specify the surface type (5, 6). Specify the accent color (A, S). Specify panel legs (A, B, C, D, E, F).



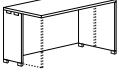
| W x D x H (in) | W x D x H (mm) | Code | All Laminate (\$) | HPL Surfaces (\$) |
|---|---|----------------|-------------------|-------------------|
| Right extended corner modules | | | | |
| <i>Full-width wiring access on each side. Grommet.</i> | | | | |
|  |  | Surface | R1 | R2 |
| | | 72"/48" | 28½" | 4 7/8" |
| | | 66"/48" | 22½" | 4 7/8" |
| | | 60"/48" | 16½" | 4 7/8" |
| | | 72"/42" | 28½" | |
| | | 66"/42" | 22½" | |
| | | 60"/42" | 16½" | |
| | | 72"/36" | 16½" | |
| | | 66"/36" | 16½" | |

| | | | | |
|---------------|-------------------|----------------------|--------------|--------------|
| 72 x 48 x 29½ | 1800 x 1200 x 751 | Q_N -CM487224 | 2,210 | 3,015 |
| 66 x 48 x 29½ | 1650 x 1200 x 751 | Q_N -CM486624 | 2,118 | 2,885 |
| 60 x 48 x 29½ | 1500 x 1200 x 751 | Q_N -CM486024 | 2,029 | 2,766 |
| 72 x 42 x 29½ | 1800 x 1050 x 751 | Q_N -CM427224 | 2,118 | 2,885 |
| 66 x 42 x 29½ | 1650 x 1050 x 751 | Q_N -CM426624 | 2,029 | 2,766 |
| 60 x 42 x 29½ | 1500 x 1050 x 751 | Q_N -CM426024 | 1,942 | 2,635 |
| 72 x 36 x 29½ | 1800 x 900 x 751 | Q_N -CM367224 | 1,892 | 2,551 |
| 66 x 36 x 29½ | 1650 x 900 x 751 | Q_N -CM366624 | 1,786 | 2,442 |

Specify the surface type (5, 6). Specify the accent color (A, S). Specify panel legs (A, B, C, D, E, F).

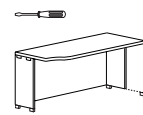
| W x D x H (in) | W x D x H (mm) | Code | All Laminate (\$) | HPL Surfaces (\$) |
|---|----------------|----------------|-------------------|-------------------|
| Rectangular tables 30" | | | | |
| <i>Full-width wiring access.</i> | | | | |
|  | | Surface | R1 | R2 |
| | | 72"/30" | 28½" | 4 7/8" |
| | | 66"/30" | 22½" | 4 7/8" |
| | | 60"/30" | 16½" | 4 7/8" |
| | | 54"/30" | 23½" | |
| | | 48"/30" | 17½" | |
| | | 42"/30" | 17½" | |
| | | 36"/30" | 17½" | |
| | | 30"/30" | 17½" | |

Specify the surface type (5, 6). Specify the accent color (A, S). Specify panel legs (A, B, C, D, E, F).

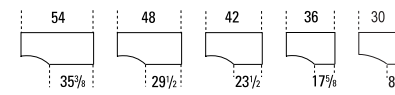
| W x D x H (in) | W x D x H (mm) | Code | All Laminate (\$) | HPL Surfaces (\$) |
|---|----------------|----------------|-------------------|-------------------|
| Rectangular tables 24" | | | | |
| <i>Full-width wiring access.</i> | | | | |
|  | | Surface | R1 | R2 |
| | | 72"/24" | 28½" | 4 7/8" |
| | | 66"/24" | 22½" | 4 7/8" |
| | | 60"/24" | 16½" | 4 7/8" |
| | | 54"/24" | 23½" | |
| | | 48"/24" | 17½" | |
| | | 42"/24" | 17½" | |
| | | 36"/24" | 17½" | |
| | | 30"/24" | 17½" | |
| | | 24"/24" | 17½" | |

Specify the surface type (5, 6). Specify the accent color (A, S). Specify panel legs (A, B, C, D, E, F).

Left asymmetrical tables, 30"



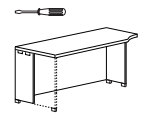
Full-width wiring access. To attach to a work surface.



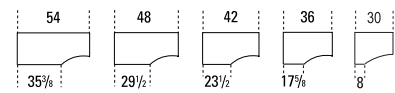
| | | | | |
|---------------|------------------|----------------------|--------------|--------------|
| 54 x 30 x 29½ | 1350 x 750 x 751 | Q_N -AT245430 | 1,322 | 1,585 |
| 48 x 30 x 29½ | 1200 x 750 x 751 | Q_N -AT244830 | 1,219 | 1,459 |
| 42 x 30 x 29½ | 1050 x 750 x 751 | Q_N -AT244230 | 1,182 | 1,426 |
| 36 x 30 x 29½ | 900 x 750 x 751 | Q_N -AT243630 | 1,144 | 1,379 |
| 30 x 30 x 29½ | 750 x 750 x 751 | Q_N -AT243030 | 1,096 | 1,317 |

Specify the surface type (5, 6). Specify the accent color (A, S). Specify panel legs (B, C, F).

Right asymmetrical tables, 30"



Full-width wiring access. To attach to a work surface.



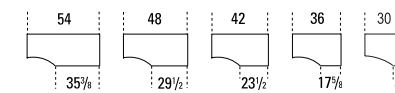
| | | | | |
|---------------|------------------|----------------------|--------------|--------------|
| 54 x 30 x 29½ | 1350 x 750 x 751 | Q_N -AT305424 | 1,322 | 1,585 |
| 48 x 30 x 29½ | 1200 x 750 x 751 | Q_N -AT304824 | 1,219 | 1,459 |
| 42 x 30 x 29½ | 1050 x 750 x 751 | Q_N -AT304224 | 1,182 | 1,426 |
| 36 x 30 x 29½ | 900 x 750 x 751 | Q_N -AT303624 | 1,144 | 1,379 |
| 30 x 30 x 29½ | 750 x 750 x 751 | Q_N -AT303024 | 1,096 | 1,317 |

Specify the surface type (5, 6). Specify the accent color (A, S). Specify panel legs (B, C, F).

Left asymmetrical tables, 24"



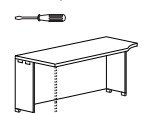
Full-width wiring access. To attach to a work surface.



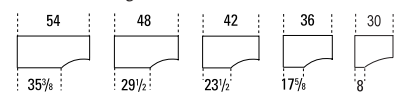
| | | | | |
|---------------|------------------|----------------------|--------------|--------------|
| 54 x 24 x 29½ | 1350 x 600 x 751 | Q_N -AT185424 | 1,282 | 1,538 |
| 48 x 24 x 29½ | 1200 x 600 x 751 | Q_N -AT184824 | 1,182 | 1,426 |
| 42 x 24 x 29½ | 1050 x 600 x 751 | Q_N -AT184224 | 1,144 | 1,379 |
| 36 x 24 x 29½ | 900 x 600 x 751 | Q_N -AT183624 | 1,096 | 1,317 |
| 30 x 24 x 29½ | 750 x 600 x 751 | Q_N -AT183024 | 1,054 | 1,264 |

Specify the surface type (5, 6). Specify the accent color (A, S). Specify panel legs (B, C, F).

Right asymmetrical tables, 24"



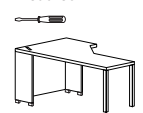
Full-width wiring access. To attach to a work surface.



| | | | | |
|---------------|------------------|----------------------|--------------|--------------|
| 54 x 24 x 29½ | 1350 x 600 x 751 | Q_N -AT245418 | 1,282 | 1,538 |
| 48 x 24 x 29½ | 1200 x 600 x 751 | Q_N -AT244818 | 1,182 | 1,426 |
| 42 x 24 x 29½ | 1050 x 600 x 751 | Q_N -AT244218 | 1,144 | 1,379 |
| 36 x 24 x 29½ | 900 x 600 x 751 | Q_N -AT243618 | 1,096 | 1,317 |
| 30 x 24 x 29½ | 750 x 600 x 751 | Q_N -AT243018 | 1,054 | 1,264 |

Specify the surface type (5, 6). Specify the accent color (A, S). Specify panel legs (B, C, F).

Left Peninsula corner modules



To attach to a work surface. 2 recessed reversible leg panels, 1 with wiring access. Grommet. 3" square steel legs.

| | | | | |
|---------------|-------------------|----------------------|--------------|--------------|
| 84 x 48 x 29½ | 2100 x 1200 x 751 | Q_N -CB844824 | 2,504 | 3,370 |
| 78 x 48 x 29½ | 1950 x 1200 x 751 | Q_N -CB784824 | 2,425 | 3,248 |
| 72 x 48 x 29½ | 1800 x 1200 x 751 | Q_N -CB724824 | 2,329 | 3,108 |

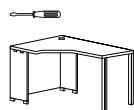
Packaged in 2 boxes.



| | W x D x H (in) | W x D x H (mm) | Code | All Laminate (\$) | HPL Surfaces (\$) |
|---|----------------|-------------------|-----------------------|-------------------|-------------------|
| Left Peninsula corner modules (cont'd) | 84 x 42 x 29½ | 2100 x 1050 x 751 | Q_N_-CB844224_ | 2,425 | 3,248 |
| | 78 x 42 x 29½ | 1950 x 1050 x 751 | Q_N_-CB784224_ | 2,329 | 3,108 |
| | 72 x 42 x 29½ | 1800 x 1050 x 751 | Q_N_-CB724224_ | 2,231 | 2,991 |

Specify the surface type (5, 6). Specify the accent color (A, S). Specify the leg type (Q, L).

Right Peninsula corner modules



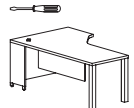
Packaged in 2 boxes.

To attach to a work surface. 2 recessed reversible leg panels, 1 with wiring access. Grommet. 3" square steel legs.

| | | | | |
|---------------|-------------------|-----------------------|--------------|--------------|
| 84 x 48 x 29½ | 2100 x 1200 x 751 | Q_N_-C4884B24_ | 2,504 | 3,370 |
| 78 x 48 x 29½ | 1950 x 1200 x 751 | Q_N_-C4878B24_ | 2,425 | 3,248 |
| 72 x 48 x 29½ | 1800 x 1200 x 751 | Q_N_-C4872B24_ | 2,329 | 3,108 |
| 84 x 42 x 29½ | 2100 x 1050 x 751 | Q_N_-C4284B24_ | 2,425 | 3,248 |
| 78 x 42 x 29½ | 1950 x 1050 x 751 | Q_N_-C4278B24_ | 2,329 | 3,108 |
| 72 x 42 x 29½ | 1800 x 1050 x 751 | Q_N_-C4272B24_ | 2,231 | 2,991 |

Specify the surface type (5, 6). Specify the accent color (A, S). Specify the leg type (Q, L).

Left Peninsula extended corner modules with modesty panel



Modesty panel option: change N in the code prefix to Lexan (L) / Translucent (T) add \$484, Metal (M) add \$645.

Packaged in 2 boxes.

To attach to a work surface. 2 recessed reversible leg panels, 1 with wiring access. Grommet. 3" square steel legs. Half-height modesty panel.

| | | | | |
|---------------|-------------------|------------------------|--------------|--------------|
| 84 x 48 x 29½ | 2100 x 1200 x 751 | Q_N_-CBM844824_ | 2,716 | 3,580 |
| 78 x 48 x 29½ | 1950 x 1200 x 751 | Q_N_-CBM784824_ | 2,635 | 3,449 |
| 72 x 48 x 29½ | 1800 x 1200 x 751 | Q_N_-CBM724824_ | 2,539 | 3,322 |
| 84 x 42 x 29½ | 2100 x 1050 x 751 | Q_N_-CBM844224_ | 2,635 | 3,449 |
| 78 x 42 x 29½ | 1950 x 1050 x 751 | Q_N_-CBM784224_ | 2,539 | 3,322 |
| 72 x 42 x 29½ | 1800 x 1050 x 751 | Q_N_-CBM724224_ | 2,442 | 3,199 |

Specify the surface type (5, 6). Specify the accent color (A, S). Specify the leg type (Q, L).

Right Peninsula extended corner modules with modesty panel



Modesty panel option: change N in the code prefix to Lexan (L) / Translucent (T) add \$484, Metal (M) add \$645.

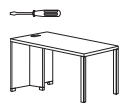
Packaged in 2 boxes.

To attach to a work surface. 2 recessed leg panels, 1 with wiring access. Grommet. 3" square steel legs. Half-height modesty panel.

| | | | | |
|---------------|-------------------|------------------------|--------------|--------------|
| 84 x 48 x 29½ | 2100 x 1200 x 751 | Q_N_-C4884BM24_ | 2,716 | 3,580 |
| 78 x 48 x 29½ | 1950 x 1200 x 751 | Q_N_-C4878BM24_ | 2,635 | 3,449 |
| 72 x 48 x 29½ | 1800 x 1200 x 751 | Q_N_-C4872BM24_ | 2,539 | 3,322 |
| 84 x 42 x 29½ | 2100 x 1050 x 751 | Q_N_-C4284BM24_ | 2,635 | 3,449 |
| 78 x 42 x 29½ | 1950 x 1050 x 751 | Q_N_-C4278BM24_ | 2,539 | 3,322 |
| 72 x 42 x 29½ | 1800 x 1050 x 751 | Q_N_-C4272BM24_ | 2,442 | 3,199 |

Specify the surface type (5, 6). Specify the accent color (A, S). Specify the leg type (Q, L).

Rectangular tables



Packaged in 2 boxes.

To attach to a work surface. Grommet. 3" square steel legs.

| | | | | |
|---------------|------------------|---------------------|--------------|--------------|
| 72 x 36 x 29½ | 1800 x 900 x 751 | Q_N_-BT3672_ | 1,882 | 2,514 |
| 66 x 36 x 29½ | 1650 x 900 x 751 | Q_N_-BT3666_ | 1,854 | 2,466 |
| 60 x 36 x 29½ | 1500 x 900 x 751 | Q_N_-BT3660_ | 1,786 | 2,401 |
| 72 x 30 x 29½ | 1800 x 750 x 751 | Q_N_-BT3072_ | 1,786 | 2,401 |
| 66 x 30 x 29½ | 1650 x 750 x 751 | Q_N_-BT3066_ | 1,732 | 2,314 |
| 60 x 30 x 29½ | 1500 x 750 x 751 | Q_N_-BT3060_ | 1,690 | 2,241 |
| 72 x 24 x 29½ | 1800 x 600 x 751 | Q_N_-BT2472_ | 1,690 | 2,241 |
| 66 x 24 x 29½ | 1650 x 600 x 751 | Q_N_-BT2466_ | 1,640 | 2,184 |
| 60 x 24 x 29½ | 1500 x 600 x 751 | Q_N_-BT2460_ | 1,597 | 2,111 |

Specify the surface type (5, 6). Specify the accent color (A, S). Specify the leg type (Q, L).

Rectangular tables with modesty panel



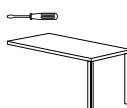
Modesty panel option: change N in the code prefix to Lexan (L) / Translucent (T) add \$484, Metal (M) add \$645.

Packaged in 2 boxes.

| W x D x H (in) | W x D x H (mm) | Code | All Laminate (\$) | HPL Surfaces (\$) |
|---|------------------|----------------------|-------------------|-------------------|
| <i>To attach to a work surface. Grommet. 3" square steel legs. Half-height modesty panel.</i> | | | | |
| 72 x 36 x 29½ | 1800 x 900 x 751 | Q_N_-BTM3672_ | 2,095 | 2,504 |
| 72 x 30 x 29½ | 1800 x 750 x 751 | Q_N_-BTM3072_ | 1,988 | 2,393 |
| 66 x 30 x 29½ | 1650 x 750 x 751 | Q_N_-BTM3066_ | 1,892 | 2,271 |
| 60 x 30 x 29½ | 1500 x 750 x 751 | Q_N_-BTM3060_ | 1,786 | 2,150 |

Specify the surface type (5, 6). Specify the accent color (A, S). Specify the leg type (Q, L).

Rectangular work surfaces



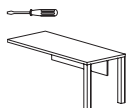
Packaged in 2 boxes.

To attach to a freestanding work surface. 3" square steel legs.

| | | | | |
|---------------|------------------|---------------------|--------------|--------------|
| 72 x 36 x 29½ | 1800 x 900 x 751 | Q_N_-BU3672_ | 1,445 | 1,732 |
| 66 x 36 x 29½ | 1650 x 900 x 751 | Q_N_-BU3666_ | 1,384 | 1,660 |
| 60 x 36 x 29½ | 1500 x 900 x 751 | Q_N_-BU3660_ | 1,329 | 1,597 |
| 72 x 30 x 29½ | 1800 x 750 x 751 | Q_N_-BU3072_ | 1,329 | 1,597 |
| 66 x 30 x 29½ | 1650 x 750 x 751 | Q_N_-BU3066_ | 1,298 | 1,557 |
| 60 x 30 x 29½ | 1500 x 750 x 751 | Q_N_-BU3060_ | 1,264 | 1,506 |
| 48 x 30 x 29½ | 1200 x 750 x 751 | Q_N_-BU3048_ | 1,219 | 1,459 |
| 72 x 24 x 29½ | 1800 x 600 x 751 | Q_N_-BU2472_ | 1,264 | 1,506 |
| 66 x 24 x 29½ | 1650 x 600 x 751 | Q_N_-BU2466_ | 1,219 | 1,459 |
| 60 x 24 x 29½ | 1500 x 600 x 751 | Q_N_-BU2460_ | 1,182 | 1,426 |
| 48 x 24 x 29½ | 1200 x 600 x 751 | Q_N_-BU2448_ | 1,152 | 1,384 |

Specify the surface type (5, 6). Specify the accent color (A, S). Specify the leg type (Q, L).

Rectangular work surfaces with modesty panel



Modesty panel option: change N in the code prefix to Lexan (L) / Translucent (T) add \$484, Metal (M) add \$645.

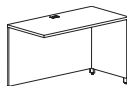
Packaged in 2 boxes.

To attach to a freestanding work surface. 3" square steel legs. Half-height modesty panel.

| | | | | |
|---------------|------------------|----------------------|--------------|--------------|
| 72 x 36 x 29½ | 1800 x 900 x 751 | Q_N_-BUM3672_ | 1,654 | 1,904 |
| 72 x 30 x 29½ | 1800 x 750 x 751 | Q_N_-BUM3072_ | 1,538 | 1,766 |
| 66 x 30 x 29½ | 1650 x 750 x 751 | Q_N_-BUM3066_ | 1,499 | 1,725 |
| 60 x 30 x 29½ | 1500 x 750 x 751 | Q_N_-BUM3060_ | 1,467 | 1,690 |

Specify the surface type (5, 6). Specify the accent color (A, S). Specify the leg type (Q, L).

Return-shells



Reversible. Grommet. Can accommodate 1 pedestal.

| | | | | |
|---------------|------------------|--------------------|--------------|--------------|
| 48 x 24 x 29½ | 1200 x 600 x 751 | Q_N_-R2448S | 1,065 | 1,219 |
| 42 x 24 x 29½ | 1050 x 600 x 751 | Q_N_-R2442S | 1,015 | 1,161 |
| 36 x 24 x 29½ | 900 x 600 x 751 | Q_N_-R2436S | 951 | 1,096 |

Specify the surface type (5, 6). Specify the accent color (A, S).

Right executive returns – low profile



1 pedestal on right with lock. 2 box drawers and 1 file drawer with suspension bar. Pencil tray. Grommet.

| | | | | |
|---------------|------------------|---------------------|--------------|--------------|
| 48 x 24 x 29½ | 1200 x 600 x 751 | Q_N_-R2448UF | 2,057 | 2,371 |
| 42 x 24 x 29½ | 1050 x 600 x 751 | Q_N_-R2442UF | 1,983 | 2,264 |
| 36 x 24 x 29½ | 900 x 600 x 751 | Q_N_-R2436UF | 1,910 | 2,184 |

Specify the surface type (5, 6). Specify the accent color (A, S).

Left executive returns – low profile




1 pedestal on left with lock. 2 box drawers and 1 file drawer with suspension bar. Pencil tray. Grommet.


| | | | | |
|---------------|------------------|---------------------|--------------|--------------|
| 48 x 24 x 29½ | 1200 x 600 x 751 | Q_N_-UF2448R | 2,057 | 2,371 |
| 42 x 24 x 29½ | 1050 x 600 x 751 | Q_N_-UF2442R | 1,983 | 2,264 |
| 36 x 24 x 29½ | 900 x 600 x 751 | Q_N_-UF2436R | 1,910 | 2,184 |

Specify the surface type (5, 6). Specify the accent color (A, S).




| | W x D x H (in) | W x D x H (mm) | Code | All Laminate (\$) | HPL Surfaces (\$) |
|---|-----------------------------------|------------------|--------------------|-------------------|-------------------|
| Bridge-returns | <i>Full-height modesty panel.</i> | | | | |
|  | 48 x 24 x 29½ | 1200 x 600 x 751 | Q_N_-BR2448 | 779 | 935 |
| | 42 x 24 x 29½ | 1050 x 600 x 751 | Q_N_-BR2442 | 752 | 896 |
| | 36 x 24 x 29½ | 900 x 600 x 751 | Q_N_-BR2436 | 718 | 862 |


Specify the surface type (5, 6). Specify the accent color (A, S).

| | W x D x H (in) | W x D x H (mm) | Code | All Laminate (\$) | HPL Surfaces (\$) |
|---|--|------------------|---------------------|-------------------|-------------------|
| Lateral file credenza with open storage | <i>Open space on top and 2 file drawers on bottom with suspension bars. Locks. Full-width wiring access. Optional counterweights to meet BIFMA standards, refer to page 108.</i> | | | | |
|  | 72 x 24 x 29½ | 1800 x 600 x 751 | Q_N_-SLF2472 | 2,586 | 3,102 |


Specify the surface type (5, 6). Specify the accent color (A, S).

| | W x D x H (in) | W x D x H (mm) | Code | All Laminate (\$) | HPL Surfaces (\$) |
|---|--|------------------|----------------------|-------------------|-------------------|
| Lateral file credenza | <i>4 file drawers with suspension bars. Locks. Full-width wiring access. Optional counterweights to meet BIFMA standards, refer to page 108.</i> | | | | |
|  | 72 x 24 x 29½ | 1800 x 600 x 751 | Q_N_-LF2472LF | 3,288 | 3,942 |


Specify the surface type (5, 6). Specify the accent color (A, S).

| | W x D x H (in) | W x D x H (mm) | Code | All Laminate (\$) | HPL Surfaces (\$) |
|---|--|------------------|---------------------|-------------------|-------------------|
| Lateral file / bookcase credenza | <i>2 file drawers with suspension bars. Bookcase with doors and adjustable shelf. Locks. Full-width wiring access.</i> | | | | |
|  | 72 x 24 x 29½ | 1800 x 600 x 751 | Q_N_-LF2472B | 3,006 | 3,600 |

Specify the surface type (5, 6). Specify the accent color (A, S).

| | W x D x H (in) | W x D x H (mm) | Code | All Laminate (\$) | HPL Surfaces (\$) |
|---|---|------------------|--------------------|-------------------|-------------------|
| Bookcase credenza | <i>Storage unit with doors and adjustable shelves. Locks. Full-width wiring access.</i> | | | | |
|  | 72 x 24 x 29½ | 1800 x 600 x 751 | Q_N_-B2472B | 2,755 | 3,305 |


Specify the surface type (5, 6). Specify the accent color (A, S).

| | W x D x H (in) | W x D x H (mm) | Code | All Laminate (\$) | HPL Surfaces (\$) |
|--|---|------------------|----------------------|-------------------|-------------------|
| Open bookcase credenza | <i>1 adjustable shelf on each side. Full-width wiring access.</i> | | | | |
|  | 72 x 24 x 29½ | 1800 x 600 x 751 | Q_N_-BE2472BE | 2,184 | 2,620 |

Specify the surface type (5, 6). Specify the accent color (A, S).


| | W x D x H (in) | W x D x H (mm) | Code | All Laminate (\$) | HPL Surfaces (\$) |
|--|----------------|----------------|------|-------------------|-------------------|
|--|----------------|----------------|------|-------------------|-------------------|

| Hutches with doors | <i>All doors open in the same way. Reversible end door. Reversible hutch for right-or left-hand door opening. Hutches must be supported by storage units or hutch supports (page 16) using the hutch assembly hardware (page 16). See examples of configuration (page 9). 1 tone only.</i> | | | | |
|---------------------------|--|--|--|--|--|
|---------------------------|--|--|--|--|--|

| | W x D x H (in) | W x D x H (mm) | Code | All Laminate (\$) | HPL Surfaces (\$) |
|---|-----------------------------------|------------------|----------------------|-------------------|-------------------|
|  | <i>32" H. Adjustable shelves.</i> | | | | |
| | 96 x 16 x 32 | 2400 x 400 x 813 | QNN_-E963216P | 2,683 | |
| | 90 x 16 x 32 | 2250 x 400 x 813 | QNN_-E903216P | 2,594 | |
| | 84 x 16 x 32 | 2100 x 400 x 813 | QNN_-E843216P | 2,523 | |
| | 78 x 16 x 32 | 1950 x 400 x 813 | QNN_-E783216P | 2,433 | |
| | 72 x 16 x 32 | 1800 x 400 x 813 | QNN_-E723216P | 2,281 | |
| | 66 x 16 x 32 | 1650 x 400 x 813 | QNN_-E663216P | 2,199 | |
| | 60 x 16 x 32 | 1500 x 400 x 813 | QNN_-E603216P | 2,167 | |
| | 54 x 16 x 32 | 1350 x 400 x 813 | QNN_-E543216P | 1,829 | |
| | 48 x 16 x 32 | 1200 x 400 x 813 | QNN_-E483216P | 1,732 | |
| | 42 x 16 x 32 | 1050 x 400 x 813 | QNN_-E423216P | 1,518 | |
| | 36 x 16 x 32 | 900 x 400 x 813 | QNN_-E363216P | 1,452 | |


Specify the accent color (A, S).

Door options: change the second N in the code prefix to:
 96" to 60": 4 doors Lexan (L) / Translucent (T) add \$1,612, Metal (M) add \$1,934.
 54" to 48": 3 doors Lexan (L) / Translucent (T) add \$1,256, Metal (M) add \$1,452.
 42" to 36": 2 doors Lexan (L) / Translucent (T) add \$805, Metal (M) add \$967.

| | W x D x H (in) | W x D x H (mm) | Code | All Laminate (\$) | HPL Surfaces (\$) |
|--|-----------------------------------|--------------------|----------------------|-------------------|-------------------|
| Hutches with doors (cont'd) | <i>24" H. Adjustable shelves.</i> | | | | |
|  | 96 x 16 x 24 | 2400 x 400 x 609,5 | QNN_-E962416P | 2,371 | |
| | 90 x 16 x 24 | 2250 x 400 x 609,5 | QNN_-E902416P | 2,314 | |
| | 84 x 16 x 24 | 2100 x 400 x 609,5 | QNN_-E842416P | 2,231 | |
| | 78 x 16 x 24 | 1950 x 400 x 609,5 | QNN_-E782416P | 2,175 | |
| | 72 x 16 x 24 | 1800 x 400 x 609,5 | QNN_-E722416P | 2,081 | |
| | 66 x 16 x 24 | 1650 x 400 x 609,5 | QNN_-E662416P | 2,014 | |
| | 60 x 16 x 24 | 1500 x 400 x 609,5 | QNN_-E602416P | 1,934 | |
| | 54 x 16 x 24 | 1350 x 400 x 609,5 | QNN_-E542416P | 1,628 | |
| | 48 x 16 x 24 | 1200 x 400 x 609,5 | QNN_-E482416P | 1,557 | |
| | 42 x 16 x 24 | 1050 x 400 x 609,5 | QNN_-E422416P | 1,371 | |
| | 36 x 16 x 24 | 900 x 400 x 609,5 | QNN_-E362416P | 1,298 | |

Door options: change the second N in the code prefix to:
 96" to 60": 4 doors Lexan (L) / Translucent (T) add \$1,452, Metal (M) add \$1,772.
 54" to 48": 3 doors Lexan (L) / Translucent (T) add \$1,088, Metal (M) add \$1,329.
 42" to 36": 2 doors Lexan (L) / Translucent (T) add \$724, Metal (M) add \$885.


Specify the accent color (A, S).

| | W x D x H (in) | W x D x H (mm) | Code | All Laminate (\$) | HPL Surfaces (\$) |
|--|----------------|--------------------|----------------------|-------------------|-------------------|
|  | <i>16" H.</i> | | | | |
| | 96 x 16 x 16 | 2400 x 400 x 406,5 | QNN_-E961616P | 2,175 | |
| | 90 x 16 x 16 | 2250 x 400 x 406,5 | QNN_-E901616P | 2,111 | |
| | 84 x 16 x 16 | 2100 x 400 x 406,5 | QNN_-E841616P | 2,081 | |
| | 78 x 16 x 16 | 1950 x 400 x 406,5 | QNN_-E781616P | 2,022 | |
| | 72 x 16 x 16 | 1800 x 400 x 406,5 | QNN_-E721616P | 1,640 | |
| | 66 x 16 x 16 | 1650 x 400 x 406,5 | QNN_-E661616P | 1,585 | |
| | 60 x 16 x 16 | 1500 x 400 x 406,5 | QNN_-E601616P | 1,530 | |
| | 54 x 16 x 16 | 1350 x 400 x 406,5 | QNN_-E541616P | 1,282 | |
| | 48 x 16 x 16 | 1200 x 400 x 406,5 | QNN_-E481616P | 1,219 | |
| | 42 x 16 x 16 | 1050 x 400 x 406,5 | QNN_-E421616P | 1,065 | |
| | 36 x 16 x 16 | 900 x 400 x 406,5 | QNN_-E361616P | 1,033 | |

Door options: change the second N in the code prefix to:
 96" to 78": 6 doors Lexan (L) / Translucent (T) add \$1,934, Metal (M) add \$2,418.
 72" to 60": 4 doors Lexan (L) / Translucent (T) add \$1,289, Metal (M) add \$1,612.
 54" to 48": 3 doors Lexan (L) / Translucent (T) add \$967, Metal (M) add \$1,256.
 42" to 36": 2 doors Lexan (L) / Translucent (T) add \$645, Metal (M) add \$805.


Specify the accent color (A, S).

| Hutches with sliding door | <i>The sliding door covers one half of the storage. Hutches must be supported by storage units or hutch supports (page 16) using the hutch assembly hardware (page 16). See examples of configuration (page 9). 1 tone only.</i> | | | | |
|----------------------------------|--|--|--|--|--|
|----------------------------------|--|--|--|--|--|

| | W x D x H (in) | W x D x H (mm) | Code | All Laminate (\$) | HPL Surfaces (\$) |
|--|-----------------------------------|------------------|----------------------|-------------------|-------------------|
|  | <i>32" H. Adjustable shelves.</i> | | | | |
| | 96 x 16 x 32 | 2400 x 400 x 813 | QNN_-E963216C | 2,305 | |
| | 90 x 16 x 32 | 2250 x 400 x 813 | QNN_-E903216C | 2,231 | |
| | 84 x 16 x 32 | 2100 x 400 x 813 | QNN_-E843216C | 2,184 | |
| | 78 x 16 x 32 | 1950 x 400 x 813 | QNN_-E783216C | 2,118 | |
| | 72 x 16 x 32 | 1800 x 400 x 813 | QNN_-E723216C | 1,950 | |
| | 66 x 16 x 32 | 1650 x 400 x 813 | QNN_-E663216C | 1,904 | |
| | 60 x 16 x 32 | 1500 x 400 x 813 | QNN_-E603216C | 1,863 | |

Door option: change the second N in the code prefix to:
 Lexan (L) / Translucent (T) add \$724, Metal (M) add \$805.

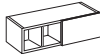
Specify the accent color (A, N, S).

| | W x D x H (in) | W x D x H (mm) | Code | All Laminate (\$) | HPL Surfaces (\$) |
|--|-----------------------------------|--------------------|----------------------|-------------------|-------------------|
|  | <i>24" H. Adjustable shelves.</i> | | | | |
| | 96 x 16 x 24 | 2400 x 400 x 609,5 | QNN_-E962416C | 2,095 | |
| | 90 x 16 x 24 | 2250 x 400 x 609,5 | QNN_-E902416C | 2,038 | |
| | 84 x 16 x 24 | 2100 x 400 x 609,5 | QNN_-E842416C | 2,001 | |
| | 78 x 16 x 24 | 1950 x 400 x 609,5 | QNN_-E782416C | 1,934 | |
| | 72 x 16 x 24 | 1800 x 400 x 609,5 | QNN_-E722416C | 1,766 | |
| | 66 x 16 x 24 | 1650 x 400 x 609,5 | QNN_-E662416C | 1,709 | |
| | 60 x 16 x 24 | 1500 x 400 x 609,5 | QNN_-E602416C | 1,669 | |

Door option: change the second N in the code prefix to:
 Lexan (L) / Translucent (T) add \$686, Metal (M) add \$766.


Specify the accent color (A, N, S).





| | W x D x H (in) | W x D x H (mm) | Code | All Laminate (\$) |
|--|----------------|--------------------|---------------|-------------------|
| Hutches with sliding door (cont'd) | | | | |
| <i>16" H.</i> | | | | |
|  | 96 x 16 x 16 | 2400 x 400 x 406,5 | QNN_-E961616C | 1,882 |
| | 90 x 16 x 16 | 2250 x 400 x 406,5 | QNN_-E901616C | 1,766 |
| | 84 x 16 x 16 | 2100 x 400 x 406,5 | QNN_-E841616C | 1,732 |
| Door option: change the second N in the code prefix to: | 78 x 16 x 16 | 1950 x 400 x 406,5 | QNN_-E781616C | 1,690 |
| | 72 x 16 x 16 | 1800 x 400 x 406,5 | QNN_-E721616C | 1,459 |
| Lexan (L) / Translucent (T) add \$645, Metal (M) add \$724. | 66 x 16 x 16 | 1650 x 400 x 406,5 | QNN_-E661616C | 1,411 |
| | 60 x 16 x 16 | 1500 x 400 x 406,5 | QNN_-E601616C | 1,345 |

Specify the accent color (A, N, S).


Open hutches *Hutches must be supported by storage units or hutch supports (page 16) using the hutch assembly hardware (page 16). See examples of configuration (page 9). 1 tone only.*


| | W x D x H (in) | W x D x H (mm) | Code | All Laminate (\$) |
|--|----------------|------------------|--------------|-------------------|
| <i>32" H. Adjustable shelves.</i> | | | | |
|  | 96 x 15 x 32 | 2400 x 381 x 813 | QNNN-E963216 | 2,047 |
| 96" to 60": | 90 x 15 x 32 | 2250 x 381 x 813 | QNNN-E903216 | 1,983 |
| 4 open compartments. | 84 x 15 x 32 | 2100 x 381 x 813 | QNNN-E843216 | 1,934 |
| 54" to 36": | 78 x 15 x 32 | 1950 x 381 x 813 | QNNN-E783216 | 1,877 |
| 2 open compartments. | 72 x 15 x 32 | 1800 x 381 x 813 | QNNN-E723216 | 1,702 |
| | 66 x 15 x 32 | 1650 x 381 x 813 | QNNN-E663216 | 1,635 |
| | 60 x 15 x 32 | 1500 x 381 x 813 | QNNN-E603216 | 1,578 |
| | 54 x 15 x 32 | 1350 x 381 x 813 | QNNN-E543216 | 1,289 |
| | 48 x 15 x 32 | 1200 x 381 x 813 | QNNN-E483216 | 1,219 |
| | 42 x 15 x 32 | 1050 x 381 x 813 | QNNN-E423216 | 1,144 |
| | 36 x 15 x 32 | 900 x 381 x 813 | QNNN-E363216 | 1,080 |

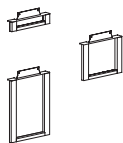
| | W x D x H (in) | W x D x H (mm) | Code | All Laminate (\$) |
|---|----------------|--------------------|--------------|-------------------|
| <i>24" H. Adjustable shelves.</i> | | | | |
|  | 96 x 15 x 24 | 2400 x 381 x 609,5 | QNNN-E962416 | 1,934 |
| 96" to 60": | 90 x 15 x 24 | 2250 x 381 x 609,5 | QNNN-E902416 | 1,882 |
| 4 open compartments. | 84 x 15 x 24 | 2100 x 381 x 609,5 | QNNN-E842416 | 1,814 |
| 54" to 36": | 78 x 15 x 24 | 1950 x 381 x 609,5 | QNNN-E782416 | 1,738 |
| 2 open compartments. | 72 x 15 x 24 | 1800 x 381 x 609,5 | QNNN-E722416 | 1,585 |
| | 66 x 15 x 24 | 1650 x 381 x 609,5 | QNNN-E662416 | 1,530 |
| | 60 x 15 x 24 | 1500 x 381 x 609,5 | QNNN-E602416 | 1,459 |
| | 54 x 15 x 24 | 1350 x 381 x 609,5 | QNNN-E542416 | 1,176 |
| | 48 x 15 x 24 | 1200 x 381 x 609,5 | QNNN-E482416 | 1,114 |
| | 42 x 15 x 24 | 1050 x 381 x 609,5 | QNNN-E422416 | 1,054 |
| | 36 x 15 x 24 | 900 x 381 x 609,5 | QNNN-E362416 | 998 |

| | W x D x H (in) | W x D x H (mm) | Code | All Laminate (\$) |
|--|----------------|--------------------|--------------|-------------------|
| <i>16" H.</i> | | | | |
|  | 96 x 15 x 16 | 2400 x 381 x 406,5 | QNNN-E961616 | 1,546 |
| 96" to 78": | 90 x 15 x 16 | 2250 x 381 x 406,5 | QNNN-E901616 | 1,482 |
| 6 open compartments. | 84 x 15 x 16 | 2100 x 381 x 406,5 | QNNN-E841616 | 1,452 |
| 72" to 60": | 78 x 15 x 16 | 1950 x 381 x 406,5 | QNNN-E781616 | 1,411 |
| 4 open compartments. | 72 x 15 x 16 | 1800 x 381 x 406,5 | QNNN-E721616 | 1,161 |
| 54" to 36": | 66 x 15 x 16 | 1650 x 381 x 406,5 | QNNN-E661616 | 1,119 |
| 2 open compartments. | 60 x 15 x 16 | 1500 x 381 x 406,5 | QNNN-E601616 | 1,071 |
| | 54 x 15 x 16 | 1350 x 381 x 406,5 | QNNN-E541616 | 847 |
| | 48 x 15 x 16 | 1200 x 381 x 406,5 | QNNN-E481616 | 813 |
| | 42 x 15 x 16 | 1050 x 381 x 406,5 | QNNN-E421616 | 766 |
| | 36 x 15 x 16 | 900 x 381 x 406,5 | QNNN-E361616 | 731 |


| | W x D x H (in) | W x D x H (mm) | Code | All Laminate (\$) |
|--|----------------|----------------|------|-------------------|
| Hutch supports <i>See examples of configuration (page 9).</i> | | | | |

| | W x D x H (in) | W x D x H (mm) | Code | All Laminate (\$) |
|--|----------------|-----------------|--------------|-------------------|
| <i>Removable shelves. 1 tone only.</i> | | | | |
|  | 18 x 15 x 28 | 450 x 381 x 685 | QNNN-SDV1828 | 960 |
| | 18 x 15 x 20 | 450 x 381 x 482 | QNNN-SDV1820 | 847 |
| | 12 x 15 x 28 | 300 x 381 x 685 | QNNN-SDV1228 | 870 |
| | 12 x 15 x 20 | 300 x 381 x 482 | QNNN-SDV1220 | 773 |


| | W x D x H (in) | W x D x H (mm) | Code | All Laminate (\$) |
|---|----------------|-----------------|---------------|-------------------|
| <i>Adjustable shelf (shelves). 1 tone only.</i> | | | | |
|  | 36 x 15 x 28 | 900 x 381 x 685 | QNNN-SDVB3628 | 960 |
| | 36 x 15 x 20 | 900 x 381 x 482 | QNNN-SDVB3620 | 912 |
| | 30 x 15 x 28 | 750 x 381 x 685 | QNNN-SDVB3028 | 912 |
| | 30 x 15 x 20 | 750 x 381 x 482 | QNNN-SDVB3020 | 877 |
| | 24 x 15 x 28 | 600 x 381 x 685 | QNNN-SDVB2428 | 773 |
| | 24 x 15 x 20 | 600 x 381 x 482 | QNNN-SDVB2420 | 752 |
| | 18 x 15 x 28 | 450 x 381 x 685 | QNNN-SDVB1828 | 742 |
| | 18 x 15 x 20 | 450 x 381 x 482 | QNNN-SDVB1820 | 710 |
| | 12 x 15 x 28 | 300 x 381 x 685 | QNNN-SDVB1228 | 701 |
| | 12 x 15 x 20 | 300 x 381 x 482 | QNNN-SDVB1220 | 661 |
| | 6 x 15 x 28 | 150 x 381 x 685 | QNNN-SDVB0628 | 645 |
| | 6 x 15 x 20 | 150 x 381 x 482 | QNNN-SDVB0620 | 620 |

| | W x D x H (in) | W x D x H (mm) | Code | All Laminate (\$) |
|---|----------------|----------------|------------|-------------------|
| <i>Steel frame support. Hardware included. Refer to specification guide (page 8) for appropriate use.</i> | | | | |
|  | 1 x 15 x 3 | 25 x 375 x 76 | QNN_-HSM4 | 276 |
| | 1 x 15 x 11 | 25 x 375 x 279 | QNN_-HSM12 | 290 |
| | 1 x 15 x 19 | 25 x 375 x 481 | QNN_-HSM20 | 306 |


Specify the accent color (A, S).

| | W x D x H (in) | W x D x H (mm) | Code | All Laminate (\$) |
|---|----------------|-------------------|----------|-------------------|
| <i>Hardware included.</i> | | | | |
|  | 9 x 2 x 2 | 230 x 52,5 x 51,1 | QNN_-HBU | 160 |


Specify the accent color (A, S).

| | W x D x H (in) | W x D x H (mm) | Code | All Laminate (\$) |
|---|----------------|----------------|----------|-------------------|
| <i>Hardware included.</i> | | | | |
|  | 9 x 4 x 1/8 | 230 x 100 x 3 | QNN_-HBS | 146 |


Specify the accent color (A, S).

| | W x D x H (in) | W x D x H (mm) | Code | All Laminate (\$) |
|---|----------------|----------------|----------|-------------------|
| <i>Z connection. Hardware included.</i> | | | | |
|  | 15 x 2 x 4 | 375 x 58 x 105 | QNN_-HBZ | 146 |

Specify the accent color (A, S).

| | W x D x H (in) | W x D x H (mm) | Code | All Laminate (\$) |
|--|----------------|-----------------|------------|-------------------|
| <i>Right 90° connection. Hardware included.</i> | | | | |
|  | 11 x 11 x 4 | 280 x 280 x 105 | QNN_-HB90R | 146 |

Specify the accent color (A, S).

| | W x D x H (in) | W x D x H (mm) | Code | All Laminate (\$) |
|--|----------------|-----------------|------------|-------------------|
| <i>Left 90° connection. Hardware included.</i> | | | | |
|  | 11 x 11 x 4 | 280 x 280 x 105 | QNN_-HB90L | 146 |

Specify the accent color (A, S).

Wall-mounted hutches with doors

All doors open in the same way. Reversible end door. Reversible hutch for right- or left-hand door opening. Hanger bar included for wall-mount installation. 1 tone only.



Door options: change the second N in the code prefix to:

96" to 60": 4 doors
Lexan (L) / Translucent (T) add \$1,612, Metal (M) add \$1,934.

54" to 48": 3 doors
Lexan (L) / Translucent (T) add \$1,256, Metal (M) add \$1,452.

42" to 36": 2 doors
Lexan (L) / Translucent (T) add \$805, Metal (M) add \$967.



Door options: change the second N in the code prefix to:

96" to 60": 4 doors
Lexan (L) / Translucent (T) add \$1,452, Metal (M) add \$1,772.

54" to 48": 3 doors
Lexan (L) / Translucent (T) add \$1,088, Metal (M) add \$1,329.

42" to 36": 2 doors
Lexan (L) / Translucent (T) add \$724, Metal (M) add \$885.



Door options: change the second N in the code prefix to:

96" to 78": 6 doors
Lexan (L) / Translucent (T) add \$1,934, Metal (M) add \$2,418.

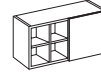
72" to 60": 4 doors
Lexan (L) / Translucent (T) add \$1,289, Metal (M) add \$1,612.

54" to 48": 3 doors
Lexan (L) / Translucent (T) add \$967, Metal (M) add \$1,256.

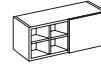
42" to 36": 2 doors
Lexan (L) / Translucent (T) add \$645, Metal (M) add \$805.

| W x D x H (in) | W x D x H (mm) | Code | All Laminate (\$) |
|---|--------------------|----------------|-------------------|
| 32" H. Adjustable shelves. | | | |
| 96 x 16 x 32 | 2400 x 400 x 813 | QNN_-EM963216P | 2,836 |
| 90 x 16 x 32 | 2250 x 400 x 813 | QNN_-EM903216P | 2,774 |
| 84 x 16 x 32 | 2100 x 400 x 813 | QNN_-EM843216P | 2,676 |
| 78 x 16 x 32 | 1950 x 400 x 813 | QNN_-EM783216P | 2,577 |
| 72 x 16 x 32 | 1800 x 400 x 813 | QNN_-EM723216P | 2,425 |
| 66 x 16 x 32 | 1650 x 400 x 813 | QNN_-EM663216P | 2,337 |
| 60 x 16 x 32 | 1500 x 400 x 813 | QNN_-EM603216P | 2,241 |
| 54 x 16 x 32 | 1350 x 400 x 813 | QNN_-EM543216P | 1,904 |
| 48 x 16 x 32 | 1200 x 400 x 813 | QNN_-EM483216P | 1,821 |
| 42 x 16 x 32 | 1050 x 400 x 813 | QNN_-EM423216P | 1,597 |
| 36 x 16 x 32 | 900 x 400 x 813 | QNN_-EM363216P | 1,506 |
| Specify the accent color (A, S). | | | |
| 24" H. Adjustable shelves. | | | |
| 96 x 16 x 24 | 2400 x 400 x 609,5 | QNN_-EM962416P | 2,551 |
| 90 x 16 x 24 | 2250 x 400 x 609,5 | QNN_-EM902416P | 2,481 |
| 84 x 16 x 24 | 2100 x 400 x 609,5 | QNN_-EM842416P | 2,410 |
| 78 x 16 x 24 | 1950 x 400 x 609,5 | QNN_-EM782416P | 2,337 |
| 72 x 16 x 24 | 1800 x 400 x 609,5 | QNN_-EM722416P | 2,095 |
| 66 x 16 x 24 | 1650 x 400 x 609,5 | QNN_-EM662416P | 2,081 |
| 60 x 16 x 24 | 1500 x 400 x 609,5 | QNN_-EM602416P | 2,022 |
| 54 x 16 x 24 | 1350 x 400 x 609,5 | QNN_-EM542416P | 1,702 |
| 48 x 16 x 24 | 1200 x 400 x 609,5 | QNN_-EM482416P | 1,628 |
| 42 x 16 x 24 | 1050 x 400 x 609,5 | QNN_-EM422416P | 1,434 |
| 36 x 16 x 24 | 900 x 400 x 609,5 | QNN_-EM362416P | 1,364 |
| Specify the accent color (A, S). | | | |
| 16" H. | | | |
| 96 x 16 x 16 | 2400 x 400 x 406,5 | QNN_-EM961616P | 2,291 |
| 90 x 16 x 16 | 2250 x 400 x 406,5 | QNN_-EM901616P | 2,231 |
| 84 x 16 x 16 | 2100 x 400 x 406,5 | QNN_-EM841616P | 2,184 |
| 78 x 16 x 16 | 1950 x 400 x 406,5 | QNN_-EM781616P | 2,118 |
| 72 x 16 x 16 | 1800 x 400 x 406,5 | QNN_-EM721616P | 1,732 |
| 66 x 16 x 16 | 1650 x 400 x 406,5 | QNN_-EM661616P | 1,669 |
| 60 x 16 x 16 | 1500 x 400 x 406,5 | QNN_-EM601616P | 1,612 |
| 54 x 16 x 16 | 1350 x 400 x 406,5 | QNN_-EM541616P | 1,364 |
| 48 x 16 x 16 | 1200 x 400 x 406,5 | QNN_-EM481616P | 1,306 |
| 42 x 16 x 16 | 1050 x 400 x 406,5 | QNN_-EM421616P | 1,138 |
| 36 x 16 x 16 | 900 x 400 x 406,5 | QNN_-EM361616P | 1,080 |
| Specify the accent color (A, S). | | | |

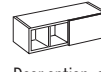
Wall-mounted hutches with sliding door



Door option: change the second N in the code prefix to: Lexan (L) / Translucent (T) add \$724, Metal (M) add \$805.



Door option: change the second N in the code prefix to: Lexan (L) / Translucent (T) add \$686, Metal (M) add \$766.



Door option: change the second N in the code prefix to: Lexan (L) / Translucent (T) add \$645, Metal (M) add \$724.

| W x D x H (in) | W x D x H (mm) | Code | All Laminate (\$) |
|--|--------------------|----------------|-------------------|
| 32" H. Adjustable shelves. | | | |
| 96 x 16 x 32 | 2400 x 400 x 813 | QNN_-EM963216C | 2,425 |
| 90 x 16 x 32 | 2250 x 400 x 813 | QNN_-EM903216C | 2,371 |
| 84 x 16 x 32 | 2100 x 400 x 813 | QNN_-EM843216C | 2,314 |
| 78 x 16 x 32 | 1950 x 400 x 813 | QNN_-EM783216C | 2,241 |
| 72 x 16 x 32 | 1800 x 400 x 813 | QNN_-EM723216C | 2,014 |
| 66 x 16 x 32 | 1650 x 400 x 813 | QNN_-EM663216C | 1,942 |
| 60 x 16 x 32 | 1500 x 400 x 813 | QNN_-EM603216C | 1,910 |
| Specify the accent color (A, N, S). | | | |
| 24" H. Adjustable shelves. | | | |
| 96 x 16 x 24 | 2400 x 400 x 609,5 | QNN_-EM962416C | 2,217 |
| 90 x 16 x 24 | 2250 x 400 x 609,5 | QNN_-EM902416C | 2,150 |
| 84 x 16 x 24 | 2100 x 400 x 609,5 | QNN_-EM842416C | 2,095 |
| 78 x 16 x 24 | 1950 x 400 x 609,5 | QNN_-EM782416C | 2,038 |
| 72 x 16 x 24 | 1800 x 400 x 609,5 | QNN_-EM722416C | 1,877 |
| 66 x 16 x 24 | 1650 x 400 x 609,5 | QNN_-EM662416C | 1,821 |
| 60 x 16 x 24 | 1500 x 400 x 609,5 | QNN_-EM602416C | 1,749 |
| Specify the accent color (A, N, S). | | | |
| 16" H. | | | |
| 96 x 16 x 16 | 2400 x 400 x 406,5 | QNN_-EM961616C | 1,910 |
| 90 x 16 x 16 | 2250 x 400 x 406,5 | QNN_-EM901616C | 1,869 |
| 84 x 16 x 16 | 2100 x 400 x 406,5 | QNN_-EM841616C | 1,829 |
| 78 x 16 x 16 | 1950 x 400 x 406,5 | QNN_-EM781616C | 1,660 |
| 72 x 16 x 16 | 1800 x 400 x 406,5 | QNN_-EM721616C | 1,546 |
| 66 x 16 x 16 | 1650 x 400 x 406,5 | QNN_-EM661616C | 1,490 |
| 60 x 16 x 16 | 1500 x 400 x 406,5 | QNN_-EM601616C | 1,452 |
| Specify the accent color (A, N, S). | | | |

Open wall-mounted hutches



96" to 60":
4 open compartments.
54" to 36":
2 open compartments.





96" to 60":
4 open compartments.
54" to 36":
2 open compartments.


The sliding door covers one half of the storage. Hanger bar included for wall-mount installation. 1 tone only.


| | | | |
|--|--------------------|---------------|-------|
| 32" H. Adjustable shelves. | | | |
| 96 x 15 x 32 | 2400 x 381 x 813 | QNNN-EM963216 | 1,983 |
| 90 x 15 x 32 | 2250 x 381 x 813 | QNNN-EM903216 | 1,910 |
| 84 x 15 x 32 | 2100 x 381 x 813 | QNNN-EM843216 | 1,869 |
| 78 x 15 x 32 | 1950 x 381 x 813 | QNNN-EM783216 | 1,772 |
| 72 x 15 x 32 | 1800 x 381 x 813 | QNNN-EM723216 | 1,628 |
| 66 x 15 x 32 | 1650 x 381 x 813 | QNNN-EM663216 | 1,578 |
| 60 x 15 x 32 | 1500 x 381 x 813 | QNNN-EM603216 | 1,506 |
| 54 x 15 x 32 | 1350 x 381 x 813 | QNNN-EM543216 | 1,232 |
| 48 x 15 x 32 | 1200 x 381 x 813 | QNNN-EM483216 | 1,176 |
| 42 x 15 x 32 | 1050 x 381 x 813 | QNNN-EM423216 | 1,119 |
| 36 x 15 x 32 | 900 x 381 x 813 | QNNN-EM363216 | 1,047 |
| Specify the accent color (A, N, S). | | | |
| 24" H. Adjustable shelves. | | | |
| 96 x 15 x 24 | 2400 x 381 x 609,5 | QNNN-EM962416 | 1,829 |
| 90 x 15 x 24 | 2250 x 381 x 609,5 | QNNN-EM902416 | 1,760 |
| 84 x 15 x 24 | 2100 x 381 x 609,5 | QNNN-EM842416 | 1,702 |
| 78 x 15 x 24 | 1950 x 381 x 609,5 | QNNN-EM782416 | 1,654 |
| 72 x 15 x 24 | 1800 x 381 x 609,5 | QNNN-EM722416 | 1,499 |
| 66 x 15 x 24 | 1650 x 381 x 609,5 | QNNN-EM662416 | 1,452 |
| 60 x 15 x 24 | 1500 x 381 x 609,5 | QNNN-EM602416 | 1,384 |
| 54 x 15 x 24 | 1350 x 381 x 609,5 | QNNN-EM542416 | 1,138 |
| 48 x 15 x 24 | 1200 x 381 x 609,5 | QNNN-EM482416 | 1,080 |
| 42 x 15 x 24 | 1050 x 381 x 609,5 | QNNN-EM422416 | 1,033 |
| 36 x 15 x 24 | 900 x 381 x 609,5 | QNNN-EM362416 | 984 |
| Specify the accent color (A, N, S). | | | |





| | W x D x H (in) | W x D x H (mm) | Code | All Laminate (\$) |
|--|----------------|--------------------|----------------------|-------------------|
| Open wall-mounted hutches (cont'd) | <i>16" H.</i> | | | |
|  | 96 x 15 x 16 | 2400 x 381 x 406,5 | QNNN-EM961616 | 1,506 |
| | 90 x 15 x 16 | 2250 x 381 x 406,5 | QNNN-EM901616 | 1,467 |
| | 84 x 15 x 16 | 2100 x 381 x 406,5 | QNNN-EM841616 | 1,426 |
| 96" to 78": 6 open compartments. | 78 x 15 x 16 | 1950 x 381 x 406,5 | QNNN-EM781616 | 1,379 |
| 72" to 60": 4 open compartments. | 72 x 15 x 16 | 1800 x 381 x 406,5 | QNNN-EM721616 | 1,161 |
| 54" to 36": 2 open compartments. | 66 x 15 x 16 | 1650 x 381 x 406,5 | QNNN-EM661616 | 1,119 |
| | 60 x 15 x 16 | 1500 x 381 x 406,5 | QNNN-EM601616 | 1,054 |
| | 54 x 15 x 16 | 1350 x 381 x 406,5 | QNNN-EM541616 | 856 |
| | 48 x 15 x 16 | 1200 x 381 x 406,5 | QNNN-EM481616 | 813 |
| | 42 x 15 x 16 | 1050 x 381 x 406,5 | QNNN-EM421616 | 766 |
| | 36 x 15 x 16 | 900 x 381 x 406,5 | QNNN-EM361616 | 731 |


| | W x D x H (in) | W x D x H (mm) | Code | All Laminate (\$) |
|--|---|-----------------|----------------------|-------------------|
| Modular pedestal | <i>2 box drawers, 1 file drawer with suspension bar. Pencil tray. Lock. Goes under a work surface. 1 tone only.</i> | | | |
|  | 15 x 18 x 28 | 388 x 448 x 713 | QNN_-P1518UFL | 1,317 |
| | Specify the accent color (A, S). | | | |

| | W x D x H (in) | W x D x H (mm) | Code | All Laminate (\$) |
|--|---|-----------------|----------------------|-------------------|
| Modular pedestal | <i>2 file drawers with suspension bars. Lock. Goes under a work surface. 1 tone only.</i> | | | |
|  | 15 x 18 x 28 | 388 x 448 x 713 | QNN_-P1518FFL | 1,232 |
| | Specify the accent color (A, S). | | | |


| | W x D x H (in) | W x D x H (mm) | Code | All Laminate (\$) |
|--|---|-----------------|---------------------|-------------------|
| Modular lateral files | <i>2 file drawers with suspension bars. Lock. Goes under a work surface. 1 tone only.</i> | | | |
|  | 36 x 18 x 28 | 900 x 448 x 713 | QNN_-1836LFL | 1,530 |
| | 30 x 18 x 28 | 750 x 448 x 713 | QNN_-1830LFL | 1,482 |
| | Specify the accent color (A, S). | | | |


| | W x D x H (in) | W x D x H (mm) | Code | All Laminate (\$) |
|--|--|-----------------|---------------------|-------------------|
| Combined modular pedestals | <i>2 box drawers, 2 file drawers with suspension bars. Pencil tray. Lock. Must be installed under a work surface. 1 tone only.</i> | | | |
|  | 36 x 18 x 28 | 900 x 448 x 713 | QNN_-1836COL | 1,918 |
| | 30 x 18 x 28 | 750 x 448 x 713 | QNN_-1830COL | 1,766 |
| | Specify the accent color (A, S). | | | |


| | W x D x H (in) | W x D x H (mm) | Code | All Laminate (\$) |
|--|--|-----------------|---------------------|-------------------|
| Combined modular pedestals | <i>2 box drawers, 2 file drawers with suspension bars. Pencil tray. Lock. Must be installed under a work surface. 1 tone only.</i> | | | |
|  | 36 x 18 x 28 | 900 x 448 x 713 | QNN_-C01836L | 1,918 |
| | 30 x 18 x 28 | 750 x 448 x 713 | QNN_-C01830L | 1,766 |
| | Specify the accent color (A, S). | | | |


| | W x D x H (in) | W x D x H (mm) | Code | All Laminate (\$) |
|--|---|-----------------|--------------------|-------------------|
| Modular bookcase with doors | <i>1 adjustable shelf. Lock. Must be installed under a work surface. 1 tone only.</i> | | | |
|  | 36 x 18 x 28 | 900 x 448 x 713 | QNN_-1836BL | 1,345 |
| | 30 x 18 x 28 | 750 x 448 x 713 | QNN_-1830BL | 1,249 |
| | Specify the accent color (A, S). | | | |


Door options: change N in the code prefix to:
Lexan (L) / Translucent (T) add \$724, Metal (M) add \$885.


| | W x D x H (in) | W x D x H (mm) | Code | All Laminate (\$) |
|--|--|-----------------|---------------------|-------------------|
| Mobile pedestals | <i>1 box drawer and 1 file drawer with suspension bar. Pencil tray. Lock. Brakes on front casters. Fits under a work surface. 1 tone only.</i> | | | |
|  | 15 x 18 x 20 ³ / ₄ | 388 x 450 x 527 | QNN_-MP1518F | 1,264 |
| | 15 x 23 x 20 ³ / ₄ | 388 x 575 x 527 | QNN_-MP1523F | 1,306 |
| | Specify the accent color (A, S). | | | |

| | W x D x H (in) | W x D x H (mm) | Code | All Laminate (\$) |
|--|--|-----------------|----------------------|-------------------|
| Mobile pedestals | <i>2 box drawers, 1 file drawer with suspension bar. Pencil tray. Lock. Brakes on front casters. Fits under a work surface. 1 tone only.</i> | | | |
|  | 15 x 28 x 27 | 388 x 700 x 704 | QNN_-MP1528UF | 1,411 |
| | 15 x 18 x 27 | 388 x 448 x 704 | QNN_-MP1518UF | 1,384 |
| | Specify the accent color (A, S). | | | |


| | W x D x H (in) | W x D x H (mm) | Code | All Laminate (\$) | HPL Surfaces (\$) |
|---|--|-----------------|--------------------|-------------------|-------------------|
| Lateral file | <i>2 file drawers with suspension bars. Lock. Optional counterweight to meet BIFMA Standards, refer to page 108.</i> | | | | |
|  | 36 x 24 x 29 ¹ / ₂ | 900 x 600 x 751 | Q_N_-2436LF | 1,959 | 2,305 |
| | Specify the surface type (5, 6). Specify the accent color (A, S). | | | | |

| | W x D x H (in) | W x D x H (mm) | Code | All Laminate (\$) | HPL Surfaces (\$) |
|---|---|-----------------|--------------------|-------------------|-------------------|
| Combined pedestal | <i>2 box drawers, 2 file drawers with suspension bars. Pencil tray. One lock for the two file drawers. Optional counterweight to meet BIFMA Standards, refer to page 108.</i> | | | | |
|  | 36 x 24 x 29 ¹ / ₂ | 900 x 600 x 751 | Q_N_-2436CO | 2,167 | 2,749 |
| | Specify the surface type (5, 6). Specify the accent color (A, S). | | | | |


| | W x D x H (in) | W x D x H (mm) | Code | All Laminate (\$) | HPL Surfaces (\$) |
|---|---|-----------------|--------------------|-------------------|-------------------|
| Combined pedestal | <i>2 box drawers, 2 file drawers with suspension bars. Pencil tray. One lock for the two file drawers. Optional counterweight to meet BIFMA Standards, refer to page 108.</i> | | | | |
|  | 36 x 24 x 29 ¹ / ₂ | 900 x 600 x 751 | Q_N_-C02436 | 2,167 | 2,749 |
| | Specify the surface type (5, 6). Specify the accent color (A, S). | | | | |

| | W x D x H (in) | W x D x H (mm) | Code | All Laminate (\$) | HPL Surfaces (\$) |
|---|---|-----------------|-------------------|-------------------|-------------------|
| Bookcase with doors | <i>1 adjustable shelf. Lock.</i> | | | | |
|  | 36 x 24 x 29 ¹ / ₂ | 900 x 600 x 751 | Q_N_-2436B | 1,749 | 2,057 |
| | Specify the surface type (5,6). Specify the accent color (A, S). | | | | |


Door options: change N in the code prefix to:
Lexan (L) / Translucent (T) add \$724, Metal (M) add \$885.

| | W x D x H (in) | W x D x H (mm) | Code | All Laminate (\$) |
|---|---|------------------|---------------------|-------------------|
| Storage cabinets | <i>Lock. 1 tone only. 81" H: 4 adjustable shelves, 1 fixed. 65"-73" H: 3 adjustable shelves, 1 fixed. 57" H: 3 adjustable shelves. 49" H: 2 adjustable shelves.</i> | | | |
|  | 36 x 24 x 81 | 900 x 600 x 2046 | QNN_-243681B | 2,846 |
| | 36 x 24 x 73 | 900 x 600 x 1843 | QNN_-243673B | 2,668 |
| | 36 x 24 x 65 | 900 x 600 x 1640 | QNN_-243665B | 2,577 |
| | 36 x 24 x 57 | 900 x 600 x 1437 | QNN_-243657B | 2,401 |
| | 36 x 24 x 49 | 900 x 600 x 1234 | QNN_-243649B | 2,217 |
| | Specify the accent color (A, S). | | | |

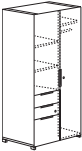
Door options: change N in the code prefix to:
Lexan (L) / Translucent (T) add \$1,256, Metal (M) add \$1,371.

| | W x D x H (in) | W x D x H (mm) | Code | All Laminate (\$) |
|---|---|------------------|----------------------|-------------------|
| Wardrobe / storage cabinets | <i>Lock. Clothes hanger bar and 1 fixed shelf on wardrobe side 15 5/8" W (399 mm). 81" H: 4 adjustable shelves, 1 fixed. 65"-73" H: 3 adjustable shelves, 1 fixed. 57" H: 3 adjustable shelves. 49" H: 2 adjustable shelves. 1 tone only.</i> | | | |
|  | 36 x 24 x 81 | 900 x 600 x 2046 | QNN_-243681BC | 2,668 |
| | 36 x 24 x 73 | 900 x 600 x 1843 | QNN_-243673BC | 2,577 |
| | 36 x 24 x 65 | 900 x 600 x 1640 | QNN_-243665BC | 2,491 |
| | 36 x 24 x 57 | 900 x 600 x 1437 | QNN_-243657BC | 2,314 |
| | 36 x 24 x 49 | 900 x 600 x 1234 | QNN_-243649BC | 2,135 |
| | Specify the accent color (A, S). | | | |

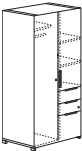
Door options: change N in the code prefix to:
Lexan (L) / Translucent (T) add \$1,256, Metal (M) add \$1,371.

| | W x D x H (in) | W x D x H (mm) | Code | All Laminate (\$) |
|---|--|------------------|-----------------------|-------------------|
| Storage cabinets with lateral file | <i>Lock on file drawers only. Suspension bars. 81" H: 3 adjustable shelves. 65"-73" H: 2 adjustable shelves. 57"-49" H: 1 adjustable shelf. 1 tone only.</i> | | | |
|  | 36 x 24 x 81 | 900 x 600 x 2046 | QNN_-243681LFB | 3,344 |
| | 36 x 24 x 73 | 900 x 600 x 1843 | QNN_-243673LFB | 3,108 |
| | 36 x 24 x 65 | 900 x 600 x 1640 | QNN_-243665LFB | 2,909 |
| | 36 x 24 x 57 | 900 x 600 x 1437 | QNN_-243657LFB | 2,676 |
| | 36 x 24 x 49 | 900 x 600 x 1234 | QNN_-243649LFB | 2,461 |
| | Specify the accent color (A, S). | | | |

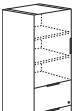
Door options: change N in the code prefix to:
Lexan (L) / Translucent (T) add \$885, Metal (M) add \$1,127.

| | W x D x H (in) | W x D x H (mm) | Code | All Laminate (\$) |
|---|---|------------------|-----------------------|-------------------|
| Wardrobe / storage cabinets  | 2 box drawers, 1 file drawer with suspension bar. Clothes hanger bar and 1 fixed shelf on wardrobe side 18 3/8" W (468 mm). One lock for drawers and one lock on full-height door. 81" H: 3 adjustable shelves. 65"-73" H: 2 adjustable shelves. 1 tone only. | | | |
| | 36 x 24 x 81 | 900 x 600 x 2046 | QNN_-243681UFB | 3,539 |
| | 36 x 24 x 73 | 900 x 600 x 1843 | QNN_-243673UFB | 3,322 |
| | 36 x 24 x 65 | 900 x 600 x 1640 | QNN_-243665UFB | 3,095 |

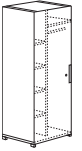
Door options: change N in the code prefix to:
Lexan (L) / Translucent (T) add \$1,047, Metal (M) add \$1,249.

| | W x D x H (in) | W x D x H (mm) | Code | All Laminate (\$) |
|---|---|------------------|-----------------------|-------------------|
| Wardrobe / storage cabinets  | 2 box drawers, 1 file drawer with suspension bar. Clothes hanger bar and 1 fixed shelf on wardrobe side 18 3/8" W (468 mm). One lock for drawers and one lock on full-height door. 81" H: 3 adjustable shelves. 65"-73" H: 2 adjustable shelves. 1 tone only. | | | |
| | 36 x 24 x 81 | 900 x 600 x 2046 | QNN_-243681BUF | 3,539 |
| | 36 x 24 x 73 | 900 x 600 x 1843 | QNN_-243673BUF | 3,322 |
| | 36 x 24 x 65 | 900 x 600 x 1640 | QNN_-243665BUF | 3,095 |


Door options: change N in the code prefix to:
Lexan (L) / Translucent (T) add \$1,047, Metal (M) add \$1,249.

| | W x D x H (in) | W x D x H (mm) | Code | All Laminate (\$) |
|---|---|------------------|----------------------|-------------------|
| Storage cabinets with lateral file  | One lock for file drawers. Suspension bars. Reversible door. 81" H: 3 adjustable shelves. 65"-73" H: 2 adjustable shelves. 1 tone only. | | | |
| | 24 x 24 x 81 | 600 x 600 x 2046 | QNN_-242481FB | 2,662 |
| | 24 x 24 x 73 | 600 x 600 x 1843 | QNN_-242473FB | 2,546 |
| | 24 x 24 x 65 | 600 x 600 x 1640 | QNN_-242465FB | 2,449 |

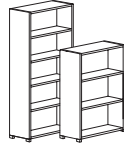
Door options: change N in the code prefix to:
Lexan (L) / Translucent (T) add \$439, Metal (M) add \$554.

| | W x D x H (in) | W x D x H (mm) | Code | All Laminate (\$) |
|---|--|------------------|-----------------------|-------------------|
| Wardrobe / storage cabinets  | Clothes hanger bar and 1 fixed shelf on wardrobe side 9 3/4" W (249 mm). Lock. Reversible door. 81" H: 5 adjustable shelves. 65"-73" H: 4 adjustable shelves. 57" H: 3 adjustable shelves. 49" H: 2 adjustable shelves. 1 tone only. | | | |
| | 24 x 24 x 81 | 600 x 600 x 2046 | QNN_-242481BC_ | 2,001 |
| | 24 x 24 x 73 | 600 x 600 x 1843 | QNN_-242473BC_ | 1,910 |
| | 24 x 24 x 65 | 600 x 600 x 1640 | QNN_-242465BC_ | 1,821 |
| | 24 x 24 x 57 | 600 x 600 x 1437 | QNN_-242457BC_ | 1,725 |
| | 24 x 24 x 49 | 600 x 600 x 1234 | QNN_-242449BC_ | 1,635 |

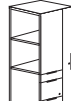
Door options: change N in the code prefix to:
Lexan (L) / Translucent (T) add \$645, Metal (M) add \$805.

| | W x D x H (in) | W x D x H (mm) | Code | All Laminate (\$) |
|--|---|------------------|----------------------|-------------------|
| Storage cabinets  | Lock. Reversible door. 81" H: 5 adjustable shelves. 65"-73" H: 4 adjustable shelves. 57" H: 3 adjustable shelves. 49" H: 2 adjustable shelves. 1 tone only. | | | |
| | 24 x 24 x 81 | 600 x 600 x 2046 | QNN_-242481B_ | 2,001 |
| | 24 x 24 x 73 | 600 x 600 x 1843 | QNN_-242473B_ | 1,910 |
| | 24 x 24 x 65 | 600 x 600 x 1640 | QNN_-242465B_ | 1,821 |
| | 24 x 24 x 57 | 600 x 600 x 1437 | QNN_-242457B_ | 1,725 |
| | 24 x 24 x 49 | 600 x 600 x 1234 | QNN_-242449B_ | 1,635 |

Door options: change N in the code prefix to:
Lexan (L) / Translucent (T) add \$645, Metal (M) add \$805.


| | W x D x H (in) | W x D x H (mm) | Code | All Laminate (\$) |
|---|---|------------------|---------------------|-------------------|
| Open bookcases  | 81" H: 4 adjustable shelves, 1 fixed at 29" H. 73" H: 3 adjustable shelves, 1 fixed at 29" H. 65" H: 4 adjustable shelves. 57" H: 3 adjustable shelves. 49" H: 2 adjustable shelves. 1 tone only. | | | |
| | 36 x 15 x 81 | 900 x 381 x 2046 | QNN_-B368116 | 1,572 |
| | 36 x 15 x 73 | 900 x 381 x 1834 | QNN_-B367316 | 1,475 |
| | 36 x 15 x 65 | 900 x 381 x 1640 | QNN_-B366516 | 1,364 |
| | 36 x 15 x 57 | 900 x 381 x 1437 | QNN_-B365716 | 1,274 |
| | 36 x 15 x 49 | 900 x 381 x 1234 | QNN_-B364916 | 1,176 |

Specify the accent color (A, S).

| | W x D x H (in) | W x D x H (mm) | Code | All Laminate (\$) |
|--|---|------------------|----------------------|-------------------|
| Left personal bookcases  | 1 box drawer, 2 file drawers with suspension bars. Adjustable shelf 57" H only. Wardrobe with clothes hanger bar 7 1/4" W (187 mm). Lock for the two file drawers. Lock on door. 1 tone only. | | | |
| | 24 x 24 x 57 | 600 x 600 x 1437 | QNN_-PB242457 | 3,157 |
| | 24 x 24 x 49 | 600 x 600 x 1234 | QNN_-PB242449 | 3,021 |


Specify the accent color (A, S).

Door options: change N in the code prefix to:
Lexan (L) / Translucent (T) add \$323, Metal (M) add \$484.

| | W x D x H (in) | W x D x H (mm) | Code | All Laminate (\$) |
|---|---|------------------|----------------------|-------------------|
| Right personal bookcases  | 1 box drawer, 2 file drawers with suspension bars. Adjustable shelf 57" H only. Wardrobe with clothes hanger bar 7 1/4" W (187 mm). Lock for the two file drawers. Lock on door. 1 tone only. | | | |
| | 24 x 24 x 57 | 600 x 600 x 1437 | QNN_-P242457B | 3,157 |
| | 24 x 24 x 49 | 600 x 600 x 1234 | QNN_-P242449B | 3,021 |



Specify the accent color (A, S).

Door options: change N in the code prefix to:
Lexan (L) / Translucent (T) add \$323, Metal (M) add \$484.


| | W x D x H (in) | W x D x H (mm) | Code | All Laminate (\$) | HPL Surfaces (\$) |
|---|-------------------------------------|------------------|------------------|-------------------|-------------------|
| Tables  | 3" square steel legs (carton of 4). | | | | |
| | 48 x 48 x 1 1/2 | 1200 x 1200 x 38 | Q_M_-SQ48 | 2,217 | 2,539 |
| | 42 x 42 x 1 1/2 | 1050 x 1050 x 38 | Q_M_-SQ42 | 2,081 | 2,344 |

Specify the surface type (5, 6). Specify the accent color (A, S).

Packaged in 2 boxes.

| | W x D x H (in) | W x D x H (mm) | Code | All Laminate (\$) | HPL Surfaces (\$) |
|--|---|----------------|------------------|-------------------|-------------------|
| Additional full-width legs  | Full-width leg without wire access. 1 tone only | | | | |
| | 30 x 1 x 27 1/2 | 748 x 25 x 698 | QNN_-L30 | — | 217 |
| | 24 x 1 x 27 1/2 | 598 x 25 x 698 | QNN_-L24 | — | 203 |
|  | Full-width leg with wiring access. 1 tone only. | | | | |
| | 30 x 1 x 27 1/2 | 748 x 25 x 698 | QNN_-L30D | — | 217 |
| | 24 x 1 x 27 1/2 | 598 x 25 x 698 | QNN_-L24D | — | 203 |

Specify the accent color (A, S).

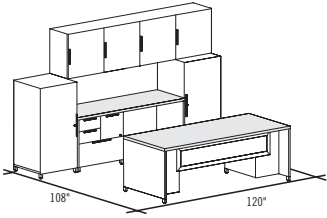
| | W x D x H (in) | W x D x H (mm) | Code | All Laminate (\$) | HPL Surfaces (\$) |
|---|-----------------|----------------|-----------------|-------------------|-------------------|
| Additional recessed leg  | 13 x 1 x 27 1/2 | 340 x 25 x 698 | QNN_-L12 | — | 168 |

Specify the accent color (A, S).



SUGGESTIONS

Q ___-PLAN01



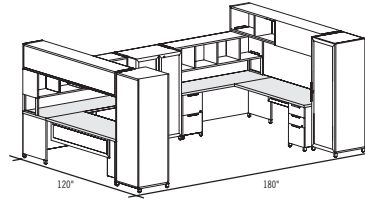
Plan shown in Quad Brochure:

Q5TS-PLAN01 **\$13,418**

- 1 Q5TS-UFM3684FF
- 1 Q5NS-DT2472A
- 1 QNNS-1830COL
- 1 QNNS-242449BL
- 1 QNNS-242449BR
- 1 QNNS-E962416P
- 1 QNNS-HBZ
- 1 QNNS-HBS

Storage with Translucent doors (N), Translucent modesty panel (T), Silver accent (S).

Q ___-PLAN04



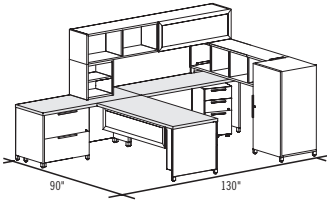
Plan shown in Quad Brochure:

Q5TS-PLAN04 **\$28,995**

- 2 Q5NS-DT2472A
- 1 Q5TS-R3072UFM
- 1 Q5TS-UFM3072R
- 2 QNNS-P1518FFL
- 1 QNTS-242481BCL
- 1 QNTS-242481BCR
- 1 QNTS-243657B
- 2 QNNS-E962416C
- 2 QNNN-E722416
- 4 QNNS-HBU
- 1 QNNS-HB90R
- 1 QNNS-HB90L
- 2 QNNS-HSM12

Storage with Translucent doors (T), hutches with Laminate doors (N), Silver accent (S). Translucent modesty panel (T).

Q ___-PLAN02



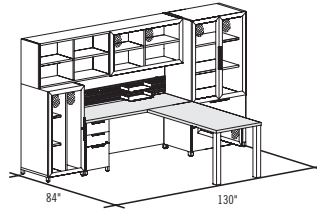
Plan shown in Quad Brochure:

Q5MA-PLAN02 **\$15,004**

- 1 Q5TS-UFM3066R
- 2 Q5NS-DT2466B
- 1 QNNS-1830LFL
- 1 QNNS-MP1518UF
- 1 QNNN-SDVB1820
- 1 QNNS-242449BR
- 1 QNNN-E661616
- 1 QNTS-E841616C
- 1 QNNS-HBS
- 1 QNNS-HBU
- 1 QNNS-HSM4
- 1 QNNN-HB90L

Storage with Laminate door (N), hutches with Translucent doors (T), Translucent modesty panel (T), Silver accent (S).

Q ___-PLAN05



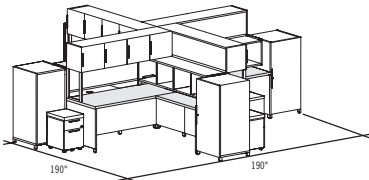
Plan shown in Quad Brochure:

Q5TS-PLAN05 **\$15,995**

- 1 Q5MA-BUM3060
- 1 Q5NA-DT3072AQ
- 1 QNMA-242449BCL
- 1 QNMA-243673LFB
- 1 QNMA-E962416C
- 1 QNNA-P1518UFL
- 1 QNNA-HBS
- 1 QNNA-HBU
- 1 LGC-RA72A
- 1 LGC-SUPACA
- 2 LGC-RPT14A
- 1 LGC-RAS12A

Metal doors (M), Metal modesty panel (M), Anthracite Grey accent (A).

Q ___-PLAN03



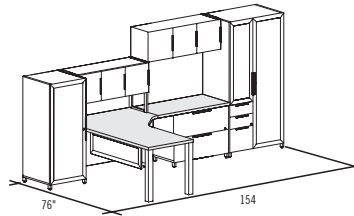
Plan shown in Quad Brochure:

Q5TS-PLAN03 **\$38,198**

- 4 Q5NS-DT3072A
- 4 Q5NN-R2442S
- 4 QNNS-E721616P
- 4 QNNN-E721616
- 4 QNNS-242449BR
- 4 QNNS-MP1518UF
- 4 LGC-CU1518
- 4 QNNS-HSM20
- 4 QNNS-HBU
- 4 QNNS-HSM4
- 4 QNNN-HB90L

Laminate doors (N), Silver accent (S).

Q ___-PLAN06



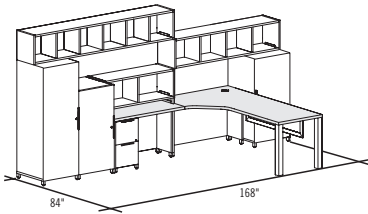
Plan shown in Quad Brochure:

Q5TS-PLAN06 **\$15,803**

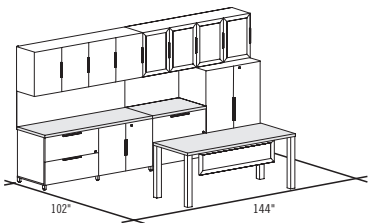
- 1 Q5TS-CBM784824Q
- 1 Q5NS-DT2448B
- 1 QNTS-243673UFB
- 1 QNNS-1836LFL
- 1 QNTS-242457BL
- 2 QNNN-E481616P
- 2 QNNS-HBU
- 1 QNNS-HBZ
- 1 QNNS-HSM12

Storage with Translucent doors (T), hutches with Laminate doors (N), Translucent modesty panel (T), Silver accent (S).

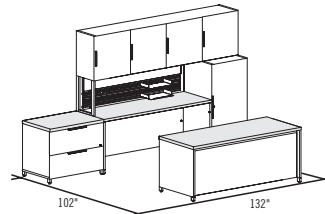
SUGGESTIONS

Q ___-PLAN07

Plan shown in Quad Brochure:
Q5TS-PLAN07 **\$15,232**

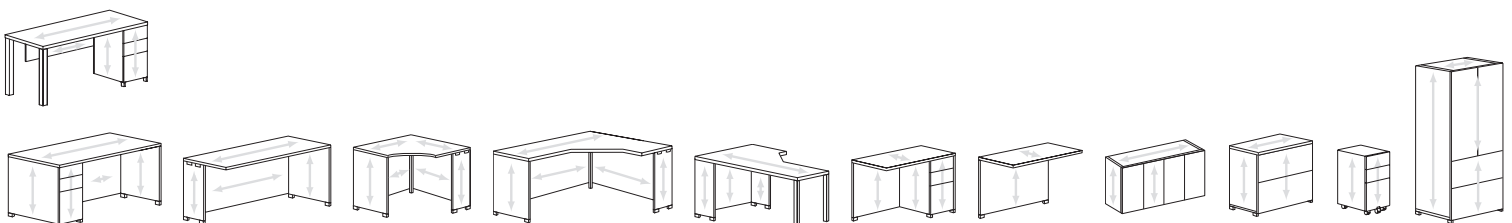
- 1 Q5TS-C4884BM24Q
- 1 Q5NS-DT2448B
- 1 QNNS-P1518FFL
- 1 QNNS-242449BL
- 1 QNNS-242465BCL
- 1 QNNS-242449BR
- 1 QNNN-E961616
- 1 QNNN-E481616
- 1 QNNN-E721616
- 2 QNNS-HBS
- 2 QNNS-HBZ
- 1 QNNS-HBU
- 1 QNNS-HSM4

Storage with Laminate doors (N), Translucent modesty panel (T), Silver accent (S).
Q ___-PLAN08

Plan shown in Quad Brochure:
Q5TS-PLAN08 **\$16,768**

- 1 Q5TS-RTM3072Q
- 1 Q5NS-LF2472B
- 1 Q5NS-2436LF
- 1 QNNS-243649B
- 1 QNTS-EM722416P
- 1 QNNS-EM722416P
- 1 LGC-TK7221M
- 1 LGC-TK3621M

1 hutch with Translucent doors (T) and 1 hutch and storage with Laminate doors (N), Translucent modesty panel (T), Silver accent (S).
Q ___-PLAN09

Plan shown in Quad Brochure:
Q5TS-PLAN05 **\$13,046**

- 1 Q5NS-UF3072FF
- 1 Q5NS-DT2472A
- 1 Q5NS-2436LF
- 1 QNNS-242449BCR
- 1 QNNS-E962416P
- 1 QNNS-HSM20
- 1 QNNS-HBS
- 1 LGC-SUPALS
- 1 LGC-TK7208S
- 1 LGC-RA72S
- 2 LGC-RPT14S
- 1 LGC-RAS12S

Laminate doors (N), Silver accent (S).
TYPICAL WOOD GRAIN DIRECTION FOR QUAD:



MORPHEO

EDGE BANDING

Furniture with 1" and 1½" (25 and 38 mm) thick tops.

Furniture with 1½" (38 mm) thick tops.


N Edge



Smooth, 1/16" (1,5 mm) thick edge.

The N edge is matched with the finish specified for the surface.


Textured 1 Edge



Textured, 1/8" (3 mm) thick edge.


The textured 1 and 2 edges are available (and in matching color) ONLY when a ATH, BUC, CCL, CER*, ERH, HRG, HZN, RAS, SAH or TOM wood grain finish is specified for the surface.

Textured 2 Edge




*CER is only available for textured edge 1.


HANDLES




A – Arcade




C – Cubic



K – Classic




W – Waterfall




Z – Straight

LEGS



Q – Square




V – Round

ALUMINUM KICKPLATE




M – Anodized Aluminum

MODESTY PANELS / DOOR INSERTS

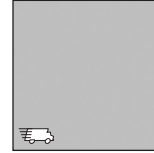


T – Translucent



X – Matrix

ACCENT COLORS



S – Silver



A – Anthracite Grey

Exception: Furniture with doors or aluminum kickplate are available in Silver anodized aluminum only.

CODIFICATION

| Series | Options | | | |
|--------|--|---|--|-------------------------------|
| | Thickness | Edgebanding | Handles / Legs | Accent color |
| M | 1 Thermofused laminate 1" 2 High-pressure laminate 1" 5 Thermofused laminate 1½" 6 High-pressure laminate 1½" | N Smooth edge 1 Textured edge 2 Textured edge | A Arcade C Cubic K Classic W Waterfall Z Straight Q Square leg V Round leg | A Anthracite Grey S Silver |

LACASSE QUICKSHIP PROGRAM*

Products and suggested layouts identified by this pictogram are part of the Lacasse quick delivery program.

Please refer to page 3 for complete program details.

* Due to current market conditions, always refer to our Lead-Time Guide for a confirmation of our current Lacasse QuickShip lead-times.



| W x D x H (in) | W x D x H (mm) | Code | All Laminate (\$) | HPL Surfaces (\$) |
|----------------|----------------|------|-------------------|-------------------|
|----------------|----------------|------|-------------------|-------------------|

Double pedestals bow front desks *2 pedestals with locks. 2 box drawers and 2 file drawers with suspension bars. Pencil tray. Recessed, full-height modesty panel.*

| | | | | |
|------------------|-------------------|---------------|-------|-------|
| 72 x 42 x 29 7/8 | 1800 x 1050 x 744 | M_N__-F4272FA | 2,683 | 3,136 |
| 66 x 36 x 29 7/8 | 1650 x 900 x 744 | M_N__-F3666FA | 2,504 | 2,926 |

Specify the surface type (1, 2). Edge N. Specify the handle code (A, C, K, W, Z). Specify the accent color (A, S).

| | | | | |
|------------------|-------------------|--------------|-------|-------|
| 72 x 42 x 29 7/8 | 1800 x 1050 x 757 | M___-F4272FA | 3,015 | 3,539 |
| 66 x 36 x 29 7/8 | 1650 x 900 x 757 | M___-F3666FA | 2,836 | 3,331 |

Specify the surface type (5, 6). Specify the edge (N, 1, 2). Specify the handle code (A, C, K, W, Z). Specify the accent color (A, S).

Double pedestal desks *2 pedestals with locks. 2 box drawers and 2 file drawers with suspension bars. Pencil tray. Recessed, full-height modesty panel.*

| | | | | |
|------------------|------------------|-------------|-------|-------|
| 72 x 36 x 29 7/8 | 1800 x 900 x 744 | M_N_-F3672F | 2,264 | 2,716 |
| 66 x 30 x 29 7/8 | 1650 x 750 x 744 | M_N_-F3066F | 2,087 | 2,504 |
| 60 x 30 x 29 7/8 | 1500 x 750 x 744 | M_N_-F3060F | 2,008 | 2,393 |

Specify the surface type (1, 2). Edge N. Specify the handle code (A, C, K, W, Z). Specify the accent color (A, S).

| W x D x H (in) | W x D x H (mm) | Code | All Laminate (\$) | HPL Surfaces (\$) |
|----------------|----------------|------|-------------------|-------------------|
|----------------|----------------|------|-------------------|-------------------|

Double pedestal desks (cont'd) *2 pedestals with locks. 2 box drawers and 3 file drawers with suspension bars. Pencil tray. Recessed, full-height modesty panel.*

| | | | | |
|------------------|------------------|-------------|-------|-------|
| 72 x 36 x 29 7/8 | 1800 x 900 x 757 | M___-F3672F | 2,594 | 3,118 |
| 66 x 30 x 29 7/8 | 1650 x 750 x 757 | M___-F3066F | 2,418 | 2,909 |
| 60 x 30 x 29 7/8 | 1500 x 750 x 757 | M___-F3060F | 2,329 | 2,797 |

Specify the surface type (5, 6). Specify the edge (N, 1, 2). Specify the handle code (A, C, K, W, Z). Specify the accent color (A, S).

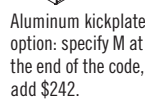
Double pedestals bow front desks – low profile *2 pedestals with locks. 2 box drawers and 3 file drawers with suspension bars. Pencil tray. Recessed, full-height modesty panel.*

| | | | | |
|------------------|-------------------|----------------|-------|-------|
| 72 x 42 x 29 7/8 | 1800 x 1050 x 744 | M_N_-UF4272FFA | 3,216 | 3,674 |
| 66 x 36 x 29 7/8 | 1650 x 900 x 744 | M_N_-UF3666FFA | 3,047 | 3,466 |

Specify the surface type (1, 2). Edge N. Specify the handle code (A, C, K, W, Z). Specify the accent color (A, S).

| | | | | |
|------------------|-------------------|----------------|-------|-------|
| 72 x 42 x 29 7/8 | 1800 x 1050 x 757 | M___-UF4272FFA | 3,545 | 4,071 |
| 66 x 36 x 29 7/8 | 1650 x 900 x 757 | M___-UF3666FFA | 3,370 | 3,853 |

Specify the surface type (5, 6). Specify the edge (N, 1, 2). Specify the handle code (A, C, K, W, Z). Specify the accent color (A, S).



Aluminum kickplate option: specify M at the end of the code, add \$242.

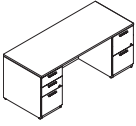


All HPL Laminate (\$)

W x D x H (in) W x D x H (mm) Code

All HPL Laminate (\$)

Double pedestal desks – low profile



Aluminum kickplate option: specify M at the end of the code, add \$242.

2 pedestals with locks. 2 box drawers and 3 file drawers with suspension bars. Pencil tray. Recessed, full-height modesty panel.

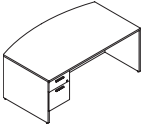
| | | | | |
|------------------|------------------|----------------|-------|-------|
| 72 x 36 x 29 3/8 | 1800 x 900 x 744 | M_N__-UF3672FF | 2,797 | 3,256 |
| 66 x 30 x 29 3/8 | 1650 x 750 x 744 | M_N__-UF3066FF | 2,627 | 3,047 |
| 60 x 30 x 29 3/8 | 1500 x 750 x 744 | M_N__-UF3060FF | 2,531 | 2,934 |

Specify the surface type (1, 2). Edge N. Specify the handle code (A, C, K, W, Z). Specify the accent color (A, S).

| | | | | |
|------------------|------------------|----------------|-------|-------|
| 72 x 36 x 29 3/8 | 1800 x 900 x 757 | M____-UF3672FF | 3,128 | 3,650 |
| 66 x 30 x 29 3/8 | 1650 x 750 x 757 | M____-UF3066FF | 2,949 | 3,433 |
| 60 x 30 x 29 3/8 | 1500 x 750 x 757 | M____-UF3060FF | 2,860 | 3,337 |

Specify the surface type (5, 6). Specify the edge (N, 1, 2). Specify the handle code (A, C, K, W, Z). Specify the accent color (A, S).

Left single pedestals bow front desks



Aluminum kickplate option: specify M at the end of the code, add \$242.

1 pedestal on left with lock. 1 box drawer and 1 file drawer with suspension bar. Pencil tray. Recessed, full-height modesty panel.

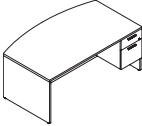
| | | | | |
|------------------|-------------------|--------------|-------|-------|
| 72 x 42 x 29 3/8 | 1800 x 1050 x 744 | M_N_-F4272SA | 2,241 | 2,604 |
| 66 x 36 x 29 3/8 | 1650 x 900 x 744 | M_N_-F3666SA | 2,062 | 2,387 |

Specify the surface type (1, 2). Edge N. Specify the handle code (A, C, K, W, Z). Specify the accent color (A, S).

| | | | | |
|------------------|------------------|---------------|-------|-------|
| 72 x 42 x 29 3/8 | 1800 x 900 x 757 | M____-F4272SA | 2,531 | 2,957 |
| 66 x 36 x 29 3/8 | 1650 x 750 x 757 | M____-F3666SA | 2,351 | 2,749 |

Specify the surface type (5, 6). Specify the edge (N, 1, 2). Specify the handle code (A, C, K, W, Z). Specify the accent color (A, S).

Right single pedestal bow front desks



Aluminum kickplate option: specify M at the end of the code, add \$242.

1 pedestal on right with lock. 1 box drawer and 1 file drawer with suspension bar. Pencil tray. Recessed, full-height modesty panel.

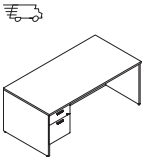
| | | | | |
|------------------|-------------------|--------------|-------|-------|
| 72 x 42 x 29 3/8 | 1800 x 1050 x 744 | M_N_-S4272FA | 2,241 | 2,604 |
| 66 x 36 x 29 3/8 | 1650 x 900 x 744 | M_N_-S3666FA | 2,062 | 2,387 |

Specify the surface type (1, 2). Edge N. Specify the handle code (A, C, K, W, Z). Specify the accent color (A, S).

| | | | | |
|------------------|------------------|---------------|-------|-------|
| 72 x 42 x 29 3/8 | 1800 x 900 x 757 | M____-S4272FA | 2,531 | 2,957 |
| 66 x 36 x 29 3/8 | 1650 x 750 x 757 | M____-S3666FA | 2,351 | 2,749 |

Specify the surface type (5, 6). Specify the edge (N, 1, 2). Specify the handle code (A, C, K, W, Z). Specify the accent color (A, S).

Left single pedestal desks



Aluminum kickplate option: specify M at the end of the code, add \$242.

1 pedestal on left with lock. 1 box drawer and 1 file drawer with suspension bar. Pencil tray. Recessed, full-height modesty panel.

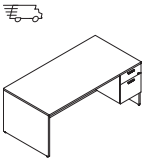
| | | | | |
|------------------|------------------|-------------|-------|-------|
| 72 x 36 x 29 3/8 | 1800 x 900 x 744 | M_N_-F3672S | 1,821 | 2,184 |
| 66 x 30 x 29 3/8 | 1650 x 750 x 744 | M_N_-F3066S | 1,640 | 1,967 |
| 60 x 30 x 29 3/8 | 1500 x 750 x 744 | M_N_-F3060S | 1,557 | 1,869 |

Specify the surface type (1, 2). Edge N. Specify the handle code (A, C, K, W, Z). Specify the accent color (A, S).

| | | | | |
|------------------|------------------|--------------|-------|-------|
| 72 x 36 x 29 3/8 | 1800 x 900 x 757 | M____-F3672S | 2,111 | 2,539 |
| 66 x 30 x 29 3/8 | 1650 x 750 x 757 | M____-F3066S | 1,934 | 2,329 |
| 60 x 30 x 29 3/8 | 1500 x 750 x 757 | M____-F3060S | 1,863 | 2,231 |

Specify the surface type (5, 6). Specify the edge (N, 1, 2). Specify the handle code (A, C, K, W, Z). Specify the accent color (A, S).

Right single pedestal desks



Aluminum kickplate option: specify M at the end of the code, add \$242.

1 pedestal on right with lock. 1 box drawer and 1 file drawer with suspension bar. Pencil tray. Recessed, full-height modesty panel.

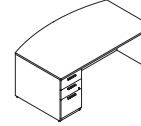
| | | | | |
|------------------|------------------|-------------|-------|-------|
| 72 x 36 x 29 3/8 | 1800 x 900 x 744 | M_N_-S3672F | 1,821 | 2,184 |
| 66 x 30 x 29 3/8 | 1650 x 750 x 744 | M_N_-S3066F | 1,640 | 1,967 |
| 60 x 30 x 29 3/8 | 1500 x 750 x 744 | M_N_-S3060F | 1,557 | 1,869 |

Specify the surface type (1, 2). Edge N. Specify the handle code (A, C, K, W, Z). Specify the accent color (A, S).

| | | | | |
|------------------|------------------|--------------|-------|-------|
| 72 x 36 x 29 3/8 | 1800 x 900 x 757 | M____-S3672F | 2,111 | 2,539 |
| 66 x 30 x 29 3/8 | 1650 x 750 x 757 | M____-S3066F | 1,934 | 2,329 |
| 60 x 30 x 29 3/8 | 1500 x 750 x 757 | M____-S3060F | 1,863 | 2,231 |

Specify the surface type (5, 6). Specify the edge (N, 1, 2). Specify the handle code (A, C, K, W, Z). Specify the accent color (A, S).

Left single pedestals bow front desks – low profile



Aluminum kickplate option: specify M at the end of the code, add \$242.

W x D x H (in) W x D x H (mm) Code

1 pedestal on left with lock. 2 box drawers and 1 file drawer with suspension bar. Pencil tray. Recessed, full-height modesty panel.

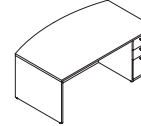
| | | | | |
|------------------|-------------------|----------------|-------|-------|
| 72 x 42 x 29 3/8 | 1800 x 1050 x 744 | M_N__-UF4272SA | 2,504 | 2,878 |
| 66 x 36 x 29 3/8 | 1650 x 900 x 744 | M_N__-UF3666SA | 2,329 | 2,662 |

Specify the surface type (1, 2). Edge N. Specify the handle code (A, C, K, W, Z). Specify the accent color (A, S).

| | | | | |
|------------------|-------------------|----------------|-------|-------|
| 72 x 42 x 29 3/8 | 1800 x 1050 x 757 | M____-UF4272SA | 2,797 | 3,227 |
| 66 x 36 x 29 3/8 | 1650 x 900 x 757 | M____-UF3666SA | 2,627 | 3,015 |

Specify the surface type (5, 6). Specify the edge (N, 1, 2). Specify the handle code (A, C, K, W, Z). Specify the accent color (A, S).

Right single pedestal bow front desks – low profile



Aluminum kickplate option: specify M at the end of the code, add \$242.

1 pedestal on right with lock. 2 box drawers and 1 file drawer with suspension bar. Pencil tray. Recessed, full-height modesty panel.

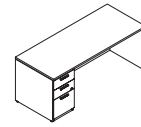
| | | | | |
|------------------|-------------------|----------------|-------|-------|
| 72 x 42 x 29 3/8 | 1800 x 1050 x 744 | M_N__-S4272UFA | 2,504 | 2,878 |
| 66 x 36 x 29 3/8 | 1650 x 900 x 744 | M_N__-S3666UFA | 2,329 | 2,662 |

Specify the surface type (1, 2). Edge N. Specify the handle code (A, C, K, W, Z). Specify the accent color (A, S).

| | | | | |
|------------------|-------------------|----------------|-------|-------|
| 72 x 42 x 29 3/8 | 1800 x 1050 x 757 | M____-S4272UFA | 2,797 | 3,227 |
| 66 x 36 x 29 3/8 | 1650 x 900 x 757 | M____-S3666UFA | 2,627 | 3,015 |

Specify the surface type (5, 6). Specify the edge (N, 1, 2). Specify the handle code (A, C, K, W, Z). Specify the accent color (A, S).

Left single pedestal desks – low profile



Aluminum kickplate option: specify M at the end of the code, add \$242.

1 pedestal on left with lock. 2 box drawers and 1 file drawer with suspension bar. Pencil tray. Recessed, full-height modesty panel.

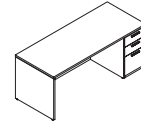
| | | | | |
|------------------|------------------|---------------|-------|-------|
| 72 x 36 x 29 3/8 | 1800 x 900 x 744 | M_N__-UF3672S | 2,087 | 2,461 |
| 66 x 30 x 29 3/8 | 1650 x 750 x 744 | M_N__-UF3066S | 1,910 | 2,241 |
| 60 x 30 x 29 3/8 | 1500 x 750 x 744 | M_N__-UF3060S | 1,821 | 2,129 |

Specify the surface type (1, 2). Edge N. Specify the handle code (A, C, K, W, Z). Specify the accent color (A, S).

| | | | | |
|------------------|------------------|---------------|-------|-------|
| 72 x 36 x 29 3/8 | 1800 x 900 x 757 | M____-UF3672S | 2,376 | 2,805 |
| 66 x 30 x 29 3/8 | 1650 x 750 x 757 | M____-UF3066S | 2,210 | 2,594 |
| 60 x 30 x 29 3/8 | 1500 x 750 x 757 | M____-UF3060S | 2,118 | 2,497 |

Specify the surface type (5, 6). Specify the edge (N, 1, 2). Specify the handle code (A, C, K, W, Z). Specify the accent color (A, S).

Right single pedestal desks – low profile



Aluminum kickplate option: specify M at the end of the code, add \$242.

1 pedestal on right with lock. 2 box drawers and 1 file drawer with suspension bar. Pencil tray. Recessed, full-height modesty panel.

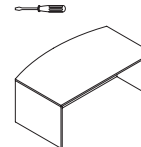
| | | | | |
|------------------|------------------|---------------|-------|-------|
| 72 x 36 x 29 3/8 | 1800 x 900 x 744 | M_N__-S3672UF | 2,087 | 2,461 |
| 66 x 30 x 29 3/8 | 1650 x 750 x 744 | M_N__-S3066UF | 1,910 | 2,241 |
| 60 x 30 x 29 3/8 | 1500 x 750 x 744 | M_N__-S3060UF | 1,821 | 2,129 |

Specify the surface type (1, 2). Edge N. Specify the handle code (A, C, K, W, Z). Specify the accent color (A, S).

| | | | | |
|------------------|------------------|---------------|-------|-------|
| 72 x 36 x 29 3/8 | 1800 x 900 x 757 | M____-S3672UF | 2,376 | 2,805 |
| 66 x 30 x 29 3/8 | 1650 x 750 x 757 | M____-S3066UF | 2,210 | 2,594 |
| 60 x 30 x 29 3/8 | 1500 x 750 x 757 | M____-S3060UF | 2,118 | 2,497 |

Specify the surface type (5, 6). Specify the edge (N, 1, 2). Specify the handle code (A, C, K, W, Z). Specify the accent color (A, S).

Bow front desk shells



Aluminum kickplate option: specify M at the end of the code, add \$242.

Recessed, full-height modesty panel. Can accommodate 1 or 2 pedestals.

| | | | | |
|------------------|-------------------|----------------|-------|-------|
| 72 x 42 x 29 3/8 | 1800 x 1050 x 744 | M_NNN-TDM4272A | 1,702 | 2,175 |
| 66 x 36 x 29 3/8 | 1650 x 900 x 744 | M_NNN-TDM3666A | 1,530 | 2,014 |

Specify the surface type (1, 2). Edge N.

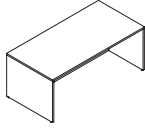
| | | | | |
|------------------|-------------------|---------------|-------|-------|
| 72 x 42 x 29 3/8 | 1800 x 1050 x 757 | M_NN-TDM4272A | 1,877 | 2,433 |
| 66 x 36 x 29 3/8 | 1650 x 900 x 757 | M_NN-TDM3666A | 1,709 | 2,264 |

Specify the surface type (5, 6). Specify the edge (N, 1, 2).



All Laminate (\$)
HPL Surfaces (\$)

Rectangular desk shells



Aluminum kickplate option: specify M at the end of the code, add \$242.

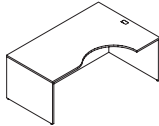
| W x D x H (in) | W x D x H (mm) | Code | All Laminate (\$) | HPL Surfaces (\$) |
|---|------------------|---------------|-------------------|-------------------|
| <i>Recessed, full-height modesty panel. Can accommodate 1 or 2 pedestals.</i> | | | | |
| 72 x 36 x 29 ³ / ₈ | 1800 x 900 x 744 | M_NNN-TDM3672 | 1,201 | 1,676 |
| 66 x 30 x 29 ³ / ₈ | 1650 x 750 x 744 | M_NNN-TDM3066 | 1,065 | 1,490 |
| 60 x 30 x 29 ³ / ₈ | 1500 x 750 x 744 | M_NNN-TDM3060 | 1,021 | 1,434 |

Specify the surface type (1, 2). Edge N.

| | | | | |
|--|------------------|---------------|-------|-------|
| 72 x 36 x 29 ⁷ / ₈ | 1800 x 900 x 757 | M__NN-TDM3672 | 1,379 | 1,926 |
| 66 x 30 x 29 ⁷ / ₈ | 1650 x 750 x 757 | M__NN-TDM3066 | 1,242 | 1,738 |
| 60 x 30 x 29 ⁷ / ₈ | 1500 x 750 x 757 | M__NN-TDM3060 | 1,201 | 1,676 |

Specify the surface type (5, 6). Specify the edge (N, 1, 2).

Left corner desks



Aluminum kickplate option: specify M at the end of the code, add \$242.

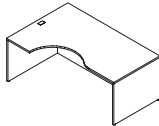
| W x D x H (in) | W x D x H (mm) | Code | All Laminate (\$) | HPL Surfaces (\$) |
|--|-------------------|----------------|-------------------|-------------------|
| <i>Recessed, full-height modesty panel. Can accommodate 1 pedestal. 1 grommet.</i> | | | | |
| 72 x 48 x 29 ³ / ₈ | 1800 x 1200 x 744 | M_NN-CDM724818 | 1,475 | 2,217 |
| 66 x 48 x 29 ³ / ₈ | 1650 x 1200 x 744 | M_NN-CDM664818 | 1,384 | 2,081 |

Specify the surface type (1, 2). Edge N. Specify the accent color (A, S).

| | | | | |
|--|-------------------|----------------|-------|-------|
| 72 x 48 x 29 ⁷ / ₈ | 1800 x 1200 x 757 | M__N-CDM724818 | 1,684 | 2,531 |
| 66 x 48 x 29 ⁷ / ₈ | 1650 x 1200 x 757 | M__N-CDM664818 | 1,605 | 2,393 |

Specify the surface type (5, 6). Specify the edge (N, 1, 2). Specify the accent color (A, S).

Right corner desks



Aluminum kickplate option: specify M at the end of the code, add \$242.

| W x D x H (in) | W x D x H (mm) | Code | All Laminate (\$) | HPL Surfaces (\$) |
|--|-------------------|----------------|-------------------|-------------------|
| <i>Recessed, full-height modesty panel. Can accommodate 1 pedestal. 1 grommet.</i> | | | | |
| 72 x 48 x 29 ³ / ₈ | 1800 x 1200 x 744 | M_NN-CDM184872 | 1,475 | 2,217 |
| 66 x 48 x 29 ³ / ₈ | 1650 x 1200 x 744 | M_NN-CDM184866 | 1,384 | 2,081 |

Specify the surface type (1, 2). Edge N. Specify the accent color (A, S).

| | | | | |
|--|-------------------|----------------|-------|-------|
| 72 x 48 x 29 ⁷ / ₈ | 1800 x 1200 x 757 | M__N-CDM184872 | 1,684 | 2,531 |
| 66 x 48 x 29 ⁷ / ₈ | 1650 x 1200 x 757 | M__N-CDM184866 | 1,605 | 2,393 |

Specify the surface type (5, 6). Specify the edge (N, 1, 2). Specify the accent color (A, S).

Rectangular tables



Packaged in 2 boxes.

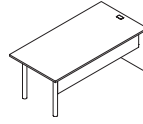
| W x D x H (in) | W x D x H (mm) | Code | All Laminate (\$) | HPL Surfaces (\$) |
|--|------------------|-------------|-------------------|-------------------|
| <i>2 steel legs. 1 grommet.</i> | | | | |
| 72 x 36 x 29 ³ / ₈ | 1800 x 900 x 744 | M_N--RT3672 | 1,182 | 1,660 |
| 72 x 30 x 29 ³ / ₈ | 1800 x 750 x 744 | M_N--RT3072 | 1,114 | 1,578 |
| 66 x 30 x 29 ³ / ₈ | 1650 x 750 x 744 | M_N--RT3066 | 1,080 | 1,518 |
| 60 x 30 x 29 ³ / ₈ | 1500 x 750 x 744 | M_N--RT3060 | 1,054 | 1,482 |

Specify the surface type (1, 2). Edge N. Specify the leg code (Q, V). Specify the accent color (A, S).

| | | | | |
|--|------------------|-------------|-------|-------|
| 72 x 36 x 29 ⁷ / ₈ | 1800 x 900 x 757 | M__--RT3672 | 1,506 | 2,111 |
| 72 x 30 x 29 ⁷ / ₈ | 1800 x 750 x 757 | M__--RT3072 | 1,445 | 2,014 |
| 66 x 30 x 29 ⁷ / ₈ | 1650 x 750 x 757 | M__--RT3066 | 1,384 | 1,934 |
| 60 x 30 x 29 ⁷ / ₈ | 1500 x 750 x 757 | M__--RT3060 | 1,335 | 1,882 |

Specify the surface type (5, 6). Specify the edge (N, 1, 2). Specify the leg code (Q, V). Specify the accent color (A, S).

Rectangular tables with laminate modesty panel



Packaged in 2 boxes.

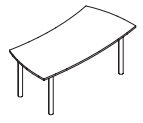
| W x D x H (in) | W x D x H (mm) | Code | All Laminate (\$) | HPL Surfaces (\$) |
|---|------------------|--------------|-------------------|-------------------|
| <i>Reversible. Half-height laminate modesty panel. 2 steel legs. 1 grommet.</i> | | | | |
| 72 x 36 x 29 ³ / ₈ | 1800 x 900 x 744 | M_N--RTM3672 | 1,242 | 1,716 |
| 72 x 30 x 29 ³ / ₈ | 1800 x 750 x 744 | M_N--RTM3072 | 1,193 | 1,628 |
| 66 x 30 x 29 ³ / ₈ | 1650 x 750 x 744 | M_N--RTM3066 | 1,138 | 1,578 |
| 60 x 30 x 29 ³ / ₈ | 1500 x 750 x 744 | M_N--RTM3060 | 1,114 | 1,530 |

Specify the surface type (1, 2). Edge N. Specify the leg code (Q, V). Specify the accent color (A, S).

| | | | | |
|--|------------------|--------------|-------|-------|
| 72 x 36 x 29 ⁷ / ₈ | 1800 x 900 x 757 | M__--RTM3672 | 1,578 | 2,175 |
| 72 x 30 x 29 ⁷ / ₈ | 1800 x 750 x 757 | M__--RTM3072 | 1,490 | 2,062 |
| 66 x 30 x 29 ⁷ / ₈ | 1650 x 750 x 757 | M__--RTM3066 | 1,445 | 1,983 |
| 60 x 30 x 29 ⁷ / ₈ | 1500 x 750 x 757 | M__--RTM3060 | 1,395 | 1,934 |

Specify the surface type (5, 6). Specify the edge (N, 1, 2). Specify the leg code (Q, V). Specify the accent color (A, S).

Rainbow tables



Packaged in 2 boxes.

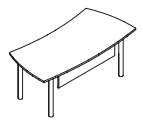
| W x D x H (in) | W x D x H (mm) | Code | All Laminate (\$) | HPL Surfaces (\$) |
|--|------------------|--------------|-------------------|-------------------|
| <i>4 steel legs.</i> | | | | |
| 72 x 36 x 29 ³ / ₈ | 1800 x 900 x 744 | M_N--RBT3672 | 1,467 | 2,057 |
| 66 x 36 x 29 ³ / ₈ | 1650 x 900 x 744 | M_N--RBT3666 | 1,282 | 1,798 |
| 60 x 30 x 29 ³ / ₈ | 1500 x 750 x 744 | M_N--RBT3060 | 1,225 | 1,660 |

Specify the surface type (1, 2). Edge N. Specify the leg code (Q, V). Specify the accent color (A, S).

| | | | | |
|--|------------------|--------------|-------|-------|
| 72 x 36 x 29 ⁷ / ₈ | 1800 x 900 x 757 | M__--RBT3672 | 1,605 | 2,241 |
| 66 x 36 x 29 ⁷ / ₈ | 1650 x 900 x 757 | M__--RBT3666 | 1,538 | 2,167 |
| 60 x 30 x 29 ⁷ / ₈ | 1500 x 750 x 757 | M__--RBT3060 | 1,445 | 1,942 |

Specify the surface type (5, 6). Specify the edge (N, 1, 2). Specify the leg code (Q, V). Specify the accent color (A, S).

Rainbow tables with modesty panel



Modesty panel options, change M to:
T Translucent, add \$402;
X Matrix, add \$645.
Packaged in 2 boxes.

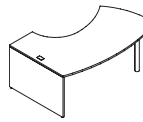
| W x D x H (in) | W x D x H (mm) | Code | All Laminate (\$) | HPL Surfaces (\$) |
|--|------------------|---------------|-------------------|-------------------|
| <i>Half-height laminate modesty panel. 4 steel legs.</i> | | | | |
| 72 x 36 x 29 ³ / ₈ | 1800 x 900 x 744 | M_N--RBTM3672 | 1,732 | 2,322 |
| 66 x 36 x 29 ³ / ₈ | 1650 x 900 x 744 | M_N--RBTM3666 | 1,538 | 2,062 |
| 60 x 30 x 29 ³ / ₈ | 1500 x 750 x 744 | M_N--RBTM3060 | 1,490 | 1,926 |

Specify the surface type (1, 2). Edge N. Specify the leg code (Q, V). Specify the accent color (A, S).

| | | | | |
|--|------------------|---------------|-------|-------|
| 72 x 36 x 29 ⁷ / ₈ | 1800 x 900 x 757 | M__--RBTM3672 | 1,869 | 2,504 |
| 66 x 36 x 29 ⁷ / ₈ | 1650 x 900 x 757 | M__--RBTM3666 | 1,814 | 2,433 |
| 60 x 30 x 29 ⁷ / ₈ | 1500 x 750 x 757 | M__--RBTM3060 | 1,709 | 2,217 |

Specify the surface type (5, 6). Specify the edge (N, 1, 2). Specify the leg code (Q, V). Specify the accent color (A, S).

Left ellipse tables




Packaged in 2 boxes.

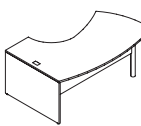
| W x D x H (in) | W x D x H (mm) | Code | All Laminate (\$) | HPL Surfaces (\$) |
|--|-------------------|---------------|-------------------|-------------------|
| <i>2 steel legs. 1 grommet.</i> | | | | |
| 72 x 48 x 29 ³ / ₈ | 1800 x 1200 x 744 | M_N--CT724818 | 1,772 | 2,491 |
| 66 x 48 x 29 ³ / ₈ | 1650 x 1200 x 744 | M_N--CT664818 | 1,732 | 2,425 |
| 60 x 48 x 29 ³ / ₈ | 1500 x 1200 x 744 | M_N--CT604818 | 1,684 | 2,362 |

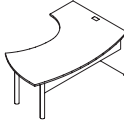
Specify the surface type (1, 2). Edge N. Specify the leg code (Q, V). Specify the accent color (A, S).

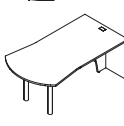
| | | | | |
|--|-------------------|---------------|-------|-------|
| 72 x 48 x 29 ⁷ / ₈ | 1800 x 1200 x 757 | M__--CT724818 | 2,175 | 3,053 |
| 66 x 48 x 29 ⁷ / ₈ | 1650 x 1200 x 757 | M__--CT664818 | 2,106 | 2,949 |
| 60 x 48 x 29 ⁷ / ₈ | 1500 x 1200 x 757 | M__--CT604818 | 2,038 | 2,853 |

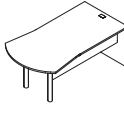
Specify the surface type (5, 6). Specify the edge (N, 1, 2). Specify the leg code (Q, V). Specify the accent color (A, S).

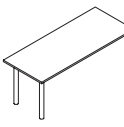
| | W x D x H (in) | W x D x H (mm) | Code | All Laminate (\$) | HPL Surfaces (\$) |
|---|---|-------------------|----------------|-------------------|-------------------|
| Right ellipse tables | <i>2 steel legs. 1 grommet.</i> | | | | |
|  | 72 x 48 x 29 ³ / ₈ | 1800 x 1200 x 744 | M_N__-CT184872 | 1,772 | 2,491 |
| | 66 x 48 x 29 ³ / ₈ | 1650 x 1200 x 744 | M_N__-CT184866 | 1,732 | 2,425 |
| | 60 x 48 x 29 ³ / ₈ | 1500 x 1200 x 744 | M_N__-CT184860 | 1,684 | 2,362 |
| | Specify the surface type (1, 2). Edge N. Specify the leg code (Q, V). Specify the accent color (A, S). | | | | |
| | 72 x 48 x 29 ³ / ₈ | 1800 x 1200 x 757 | M____-CT184872 | 2,175 | 3,053 |
| | 66 x 48 x 29 ³ / ₈ | 1650 x 1200 x 757 | M____-CT184866 | 2,106 | 2,949 |
| | 60 x 48 x 29 ³ / ₈ | 1500 x 1200 x 757 | M____-CT184860 | 2,038 | 2,853 |
| | Specify the surface type (5, 6). Specify the edge (N, 1, 2). Specify the leg code (Q, V). Specify the accent color (A, S). | | | | |

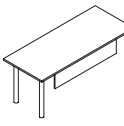
| | W x D x H (in) | W x D x H (mm) | Code | All Laminate (\$) | HPL Surfaces (\$) |
|---|---|-------------------|-----------------|-------------------|-------------------|
| Left ellipse tables with laminate modesty panel | <i>Half-height laminate modesty panel. 2 steel legs. 1 grommet.</i> | | | | |
|  | 72 x 48 x 29 ³ / ₈ | 1800 x 1200 x 744 | M_N__-CTM724818 | 1,869 | 2,571 |
| | 66 x 48 x 29 ³ / ₈ | 1650 x 1200 x 744 | M_N__-CTM664818 | 1,821 | 2,514 |
| | 60 x 48 x 29 ³ / ₈ | 1500 x 1200 x 744 | M_N__-CTM604818 | 1,772 | 2,461 |
| | Specify the surface type (1, 2). Edge N. Specify the leg code (Q, V). Specify the accent color (A, S). | | | | |
| | 72 x 48 x 29 ³ / ₈ | 1800 x 1200 x 757 | M____-CTM724818 | 2,264 | 3,136 |
| | 66 x 48 x 29 ³ / ₈ | 1650 x 1200 x 757 | M____-CTM664818 | 2,191 | 3,047 |
| | 60 x 48 x 29 ³ / ₈ | 1500 x 1200 x 757 | M____-CTM604818 | 2,118 | 2,943 |
| | Specify the surface type (5, 6). Specify the edge (N, 1, 2). Specify the leg code (Q, V). Specify the accent color (A, S). | | | | |

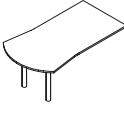
| | W x D x H (in) | W x D x H (mm) | Code | All Laminate (\$) | HPL Surfaces (\$) |
|---|---|-------------------|-----------------|-------------------|-------------------|
| Right ellipse tables with laminate modesty panel | <i>Half-height laminate modesty panel. 2 steel legs. 1 grommet.</i> | | | | |
|  | 72 x 48 x 29 ³ / ₈ | 1800 x 1200 x 744 | M_N__-CTM184872 | 1,869 | 2,571 |
| | 66 x 48 x 29 ³ / ₈ | 1650 x 1200 x 744 | M_N__-CTM184866 | 1,821 | 2,514 |
| | 60 x 48 x 29 ³ / ₈ | 1500 x 1200 x 744 | M_N__-CTM184860 | 1,772 | 2,461 |
| | Specify the surface type (1, 2). Edge N. Specify the leg code (Q, V). Specify the accent color (A, S). | | | | |
| | 72 x 48 x 29 ³ / ₈ | 1800 x 1200 x 757 | M____-CTM184872 | 2,264 | 3,136 |
| | 66 x 48 x 29 ³ / ₈ | 1650 x 1200 x 757 | M____-CTM184866 | 2,191 | 3,047 |
| | 60 x 48 x 29 ³ / ₈ | 1500 x 1200 x 757 | M____-CTM184860 | 2,118 | 2,943 |
| | Specify the surface type (5, 6). Specify the edge (N, 1, 2). Specify the leg code (Q, V). Specify the accent color (A, S). | | | | |


| | W x D x H (in) | W x D x H (mm) | Code | All Laminate (\$) | HPL Surfaces (\$) |
|---|---|-------------------|--------------|-------------------|-------------------|
| Y-shape tables | <i>2 steel legs. 1 grommet.</i> | | | | |
|  | 72 x 42 x 29 ³ / ₈ | 1800 x 1050 x 744 | M_N__-YT3672 | 1,384 | 1,942 |
| | 66 x 42 x 29 ³ / ₈ | 1650 x 1050 x 744 | M_N__-YT3666 | 1,345 | 1,892 |
| | 60 x 42 x 29 ³ / ₈ | 1500 x 1050 x 744 | M_N__-YT3660 | 1,317 | 1,847 |
| | Specify the surface type (1, 2). Edge N. Specify the leg code (Q, V). Specify the accent color (A, S). | | | | |
| | 72 x 42 x 29 ³ / ₈ | 1800 x 1050 x 757 | M____-YT3672 | 1,772 | 2,491 |
| | 66 x 42 x 29 ³ / ₈ | 1650 x 1050 x 757 | M____-YT3666 | 1,725 | 2,418 |
| | 60 x 42 x 29 ³ / ₈ | 1500 x 1050 x 757 | M____-YT3660 | 1,669 | 2,344 |
| | Specify the surface type (5, 6). Specify the edge (N, 1, 2). Specify the leg code (Q, V). Specify the accent color (A, S). | | | | |

| | W x D x H (in) | W x D x H (mm) | Code | All Laminate (\$) | HPL Surfaces (\$) |
|---|---|-------------------|---------------|-------------------|-------------------|
| Y-shape tables with modesty panel | <i>Reversible. Half-height laminate modesty panel. 2 steel legs. 1 grommet.</i> | | | | |
|  | 72 x 42 x 29 ³ / ₈ | 1800 x 1050 x 744 | M_N__-YTM3672 | 1,459 | 2,022 |
| | 66 x 42 x 29 ³ / ₈ | 1650 x 1050 x 744 | M_N__-YTM3666 | 1,426 | 1,959 |
| | 60 x 42 x 29 ³ / ₈ | 1500 x 1050 x 744 | M_N__-YTM3660 | 1,384 | 1,918 |
| | Specify the surface type (1, 2). Edge N. Specify the leg code (Q, V). Specify the accent color (A, S). | | | | |
| | 72 x 42 x 29 ³ / ₈ | 1800 x 1050 x 757 | M____-YTM3672 | 1,847 | 2,551 |
| | 66 x 42 x 29 ³ / ₈ | 1650 x 1050 x 757 | M____-YTM3666 | 1,798 | 2,491 |
| | 60 x 42 x 29 ³ / ₈ | 1500 x 1050 x 757 | M____-YTM3660 | 1,738 | 2,418 |
| | Specify the surface type (5, 6). Specify the edge (N, 1, 2). Specify the leg code (Q, V). Specify the accent color (A, S). | | | | |

| | W x D x H (in) | W x D x H (mm) | Code | All Laminate (\$) | HPL Surfaces (\$) |
|--|---|------------------|--------------|-------------------|-------------------|
| Rectangular surfaces | <i>2 steel legs. Reinforcement bar included with 60" long surfaces (1" thick top only).</i> | | | | |
|  | 72 x 36 x 29 ³ / ₈ | 1800 x 900 x 744 | M_N__-RS3672 | 1,161 | 1,538 |
| | 72 x 30 x 29 ³ / ₈ | 1800 x 750 x 744 | M_N__-RS3072 | 993 | 1,322 |
| | 66 x 30 x 29 ³ / ₈ | 1650 x 750 x 744 | M_N__-RS3066 | 926 | 1,274 |
| | 60 x 30 x 29 ³ / ₈ | 1500 x 750 x 744 | M_N__-RS3060 | 885 | 1,225 |
| | Specify the surface type (1, 2). Edge N. Specify the leg code (Q, V). Specify the accent color (A, S). | | | | |
| | 72 x 36 x 29 ³ / ₈ | 1800 x 900 x 757 | M____-RS3672 | 1,242 | 1,738 |
| | 72 x 30 x 29 ³ / ₈ | 1800 x 750 x 757 | M____-RS3072 | 1,161 | 1,612 |
| | 66 x 30 x 29 ³ / ₈ | 1650 x 750 x 757 | M____-RS3066 | 1,127 | 1,585 |
| | 60 x 30 x 29 ³ / ₈ | 1500 x 750 x 757 | M____-RS3060 | 1,080 | 1,518 |
| | Specify the surface type (5, 6). Specify the edge (N, 1, 2). Specify the leg code (Q, V). Specify the accent color (A, S). | | | | |

| | W x D x H (in) | W x D x H (mm) | Code | All Laminate (\$) | HPL Surfaces (\$) |
|--|---|------------------|---------------|-------------------|-------------------|
| Rectangular surfaces with modesty panel | <i>Reversible. Half-height laminate modesty panel. 2 steel legs. Reinforcement bar included with 60" long surfaces (1" thick top only).</i> | | | | |
|  | 72 x 36 x 29 ³ / ₈ | 1800 x 900 x 744 | M_N__-RSM3672 | 1,426 | 1,814 |
| | 72 x 30 x 29 ³ / ₈ | 1800 x 750 x 744 | M_N__-RSM3072 | 1,249 | 1,597 |
| | 66 x 30 x 29 ³ / ₈ | 1650 x 750 x 744 | M_N__-RSM3066 | 1,211 | 1,538 |
| | 60 x 30 x 29 ³ / ₈ | 1500 x 750 x 744 | M_N__-RSM3060 | 1,169 | 1,499 |
| | Specify the surface type (1, 2). Edge N. Specify the leg code (Q, V). Specify the accent color (A, S). | | | | |
| | 72 x 36 x 29 ³ / ₈ | 1800 x 900 x 757 | M____-RSM3672 | 1,506 | 2,014 |
| | 72 x 30 x 29 ³ / ₈ | 1800 x 750 x 757 | M____-RSM3072 | 1,426 | 1,877 |
| | 66 x 30 x 29 ³ / ₈ | 1650 x 750 x 757 | M____-RSM3066 | 1,395 | 1,847 |
| | 60 x 30 x 29 ³ / ₈ | 1500 x 750 x 757 | M____-RSM3060 | 1,345 | 1,786 |
| | Specify the surface type (5, 6). Specify the edge (N, 1, 2). Specify the leg code (Q, V). Specify the accent color (A, S). | | | | |

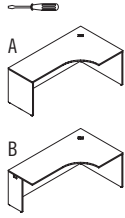
| | W x D x H (in) | W x D x H (mm) | Code | All Laminate (\$) | HPL Surfaces (\$) |
|--|---|-------------------|--------------|-------------------|-------------------|
| Y-shape surfaces | <i>2 steel legs.</i> | | | | |
|  | 72 x 42 x 29 ³ / ₈ | 1800 x 1050 x 744 | M_N__-YS3672 | 1,201 | 1,814 |
| | 66 x 42 x 29 ³ / ₈ | 1650 x 1050 x 744 | M_N__-YS3666 | 1,033 | 1,452 |
| | 60 x 42 x 29 ³ / ₈ | 1500 x 1050 x 744 | M_N__-YS3660 | 998 | 1,395 |
| | Specify the surface type (1, 2). Edge N. Specify the leg code (Q, V). Specify the accent color (A, S). | | | | |
| | 72 x 42 x 29 ³ / ₈ | 1800 x 1050 x 757 | M____-YS3672 | 1,459 | 2,047 |
| | 66 x 42 x 29 ³ / ₈ | 1650 x 1050 x 757 | M____-YS3666 | 1,402 | 1,967 |
| | 60 x 42 x 29 ³ / ₈ | 1500 x 1050 x 757 | M____-YS3660 | 1,345 | 1,892 |
| | Specify the surface type (5, 6). Specify the edge (N, 1, 2). Specify the leg code (Q, V). Specify the accent color (A, S). | | | | |

| | W x D x H (in) | W x D x H (mm) | Code | All Laminate (\$) | HPL Surfaces (\$) |
|--|---|-------------------|---------------|-------------------|-------------------|
| Y-shape surfaces with modesty panel | <i>Reversible. Half-height laminate modesty panel. 2 steel legs.</i> | | | | |
|  | 72 x 42 x 29 ³ / ₈ | 1800 x 1050 x 744 | M_N__-YSM3672 | 1,467 | 2,081 |
| | 66 x 42 x 29 ³ / ₈ | 1650 x 1050 x 744 | M_N__-YSM3666 | 1,298 | 1,716 |
| | 60 x 42 x 29 ³ / ₈ | 1500 x 1050 x 744 | M_N__-YSM3660 | 1,264 | 1,660 |
| | Specify the surface type (1, 2). Edge N. Specify the leg code (Q, V). Specify the accent color (A, S). | | | | |
| | 72 x 42 x 29 ³ / ₈ | 1800 x 1050 x 757 | M____-YSM3672 | 1,725 | 2,314 |
| | 66 x 42 x 29 ³ / ₈ | 1650 x 1050 x 757 | M____-YSM3666 | 1,669 | 2,241 |
| | 60 x 42 x 29 ³ / ₈ | 1500 x 1050 x 757 | M____-YSM3660 | 1,621 | 2,161 |
| | Specify the surface type (5, 6). Specify the edge (N, 1, 2). Specify the leg code (Q, V). Specify the accent color (A, S). | | | | |

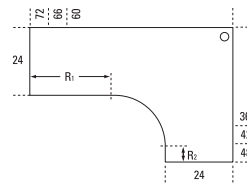


All Laminate (\$)
HPL Surfaces (\$)

Left extended corner modules – 24" D



Full-height modesty panel. 1 grommet.



| Surface | R1 | R2 |
|---------|----------|--------|
| 72"/48" | 28 7/8" | 5 1/4" |
| 66"/48" | 23" | 5 1/4" |
| 60"/48" | 17 1/16" | 5 1/4" |
| 72"/42" | 28 7/8" | 0" |
| 66"/42" | 23" | 0" |
| 60"/42" | 17 1/16" | 0" |
| 72"/36" | 17 1/16" | 0" |
| 66"/36" | 23 3/8" | 0" |
| 60"/36" | 18" | 0" |

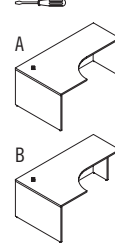
| W x D x H (in) | W x D x H (mm) | Code | All Laminate (\$) | HPL Surfaces (\$) |
|------------------|-------------------|-----------------|-------------------|-------------------|
| 72 x 48 x 29 3/8 | 1800 x 1200 x 744 | M_NN_-CM724824_ | 1,709 | 2,387 |
| 66 x 48 x 29 3/8 | 1650 x 1200 x 744 | M_NN_-CM664824_ | 1,621 | 2,264 |
| 60 x 48 x 29 3/8 | 1500 x 1200 x 744 | M_NN_-CM604824_ | 1,525 | 2,135 |
| 72 x 42 x 29 3/8 | 1800 x 1050 x 744 | M_NN_-CM724224_ | 1,621 | 2,264 |
| 66 x 42 x 29 3/8 | 1650 x 1050 x 744 | M_NN_-CM664224_ | 1,525 | 2,135 |
| 60 x 42 x 29 3/8 | 1500 x 1050 x 744 | M_NN_-CM604224_ | 1,445 | 2,022 |
| 72 x 36 x 29 3/8 | 1800 x 900 x 744 | M_NN_-CM723624_ | 1,525 | 2,135 |
| 66 x 36 x 29 3/8 | 1650 x 900 x 744 | M_NN_-CM663624_ | 1,371 | 1,918 |
| 60 x 36 x 29 3/8 | 1500 x 900 x 744 | M_NN_-CM603624_ | 1,282 | 1,798 |

Specify the surface type (1, 2). Edge N. Specify the accent color (A, S).
Specify panel legs (A, B).

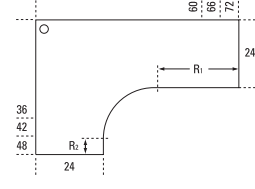
| | | | | |
|------------------|-------------------|----------------|-------|-------|
| 72 x 48 x 29 7/8 | 1800 x 1200 x 757 | M_N_-CM724824_ | 1,967 | 2,766 |
| 66 x 48 x 29 7/8 | 1650 x 1200 x 757 | M_N_-CM664824_ | 1,882 | 2,644 |
| 60 x 48 x 29 7/8 | 1500 x 1200 x 757 | M_N_-CM604824_ | 1,798 | 2,514 |
| 72 x 42 x 29 7/8 | 1800 x 1050 x 757 | M_N_-CM724224_ | 1,882 | 2,644 |
| 66 x 42 x 29 7/8 | 1650 x 1050 x 757 | M_N_-CM664224_ | 1,798 | 2,514 |
| 60 x 42 x 29 7/8 | 1500 x 1050 x 757 | M_N_-CM604224_ | 1,709 | 2,387 |
| 72 x 36 x 29 7/8 | 1800 x 900 x 757 | M_N_-CM723624_ | 1,654 | 2,322 |
| 66 x 36 x 29 7/8 | 1650 x 900 x 757 | M_N_-CM663624_ | 1,564 | 2,191 |
| 60 x 36 x 29 7/8 | 1500 x 900 x 757 | M_N_-CM603624_ | 1,467 | 2,057 |

Specify the surface type (5, 6). Specify the edge (N, 1, 2). Specify the accent color (A, S). Specify panel legs (A, B).

Right extended corner modules – 24" D



Full-height modesty panel. 1 grommet.



| Surface | R1 | R2 |
|---------|----------|--------|
| 72"/48" | 28 7/8" | 5 1/4" |
| 66"/48" | 23" | 5 1/4" |
| 60"/48" | 17 1/16" | 5 1/4" |
| 72"/42" | 28 7/8" | 0" |
| 66"/42" | 23" | 0" |
| 60"/42" | 17 1/16" | 0" |
| 72"/36" | 17 1/16" | 0" |
| 66"/36" | 23 3/8" | 0" |
| 60"/36" | 18" | 0" |

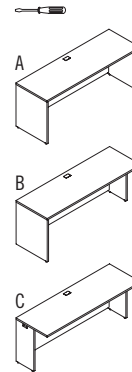
| W x D x H (in) | W x D x H (mm) | Code | All Laminate (\$) | HPL Surfaces (\$) |
|------------------|-------------------|-----------------|-------------------|-------------------|
| 72 x 48 x 29 3/8 | 1800 x 1200 x 744 | M_NN_-CM487224_ | 1,709 | 2,387 |
| 66 x 48 x 29 3/8 | 1650 x 1200 x 744 | M_NN_-CM486624_ | 1,621 | 2,264 |
| 60 x 48 x 29 3/8 | 1500 x 1200 x 744 | M_NN_-CM486024_ | 1,525 | 2,135 |
| 72 x 42 x 29 3/8 | 1800 x 1050 x 744 | M_NN_-CM427224_ | 1,621 | 2,264 |
| 66 x 42 x 29 3/8 | 1650 x 1050 x 744 | M_NN_-CM426624_ | 1,525 | 2,135 |
| 60 x 42 x 29 3/8 | 1500 x 1050 x 744 | M_NN_-CM426024_ | 1,445 | 2,022 |
| 72 x 36 x 29 3/8 | 1800 x 900 x 744 | M_NN_-CM367224_ | 1,525 | 2,135 |
| 66 x 36 x 29 3/8 | 1650 x 900 x 744 | M_NN_-CM366624_ | 1,371 | 1,918 |
| 60 x 36 x 29 3/8 | 1500 x 900 x 744 | M_NN_-CM366024_ | 1,282 | 1,798 |

Specify the surface type (1, 2). Edge N. Specify the accent color (A, S).
Specify panel legs (A, B).

| | | | | |
|------------------|-------------------|----------------|-------|-------|
| 72 x 48 x 29 7/8 | 1800 x 1200 x 757 | M_N_-CM487224_ | 1,967 | 2,766 |
| 66 x 48 x 29 7/8 | 1650 x 1200 x 757 | M_N_-CM486624_ | 1,882 | 2,644 |
| 60 x 48 x 29 7/8 | 1500 x 1200 x 757 | M_N_-CM486024_ | 1,798 | 2,514 |
| 72 x 42 x 29 7/8 | 1800 x 1050 x 757 | M_N_-CM427224_ | 1,882 | 2,644 |
| 66 x 42 x 29 7/8 | 1650 x 1050 x 757 | M_N_-CM426624_ | 1,798 | 2,514 |
| 60 x 42 x 29 7/8 | 1500 x 1050 x 757 | M_N_-CM426024_ | 1,709 | 2,387 |
| 72 x 36 x 29 7/8 | 1800 x 900 x 757 | M_N_-CM367224_ | 1,654 | 2,322 |
| 66 x 36 x 29 7/8 | 1650 x 900 x 757 | M_N_-CM366624_ | 1,564 | 2,191 |
| 60 x 36 x 29 7/8 | 1500 x 900 x 757 | M_N_-CM366024_ | 1,467 | 2,057 |

Specify the surface type (5, 6). Specify the edge (N, 1, 2). Specify the accent color (A, S). Specify panel legs (A, B).

Rectangular tables – 30" D



Full-height modesty panel. 1 grommet.

| W x D x H (in) | W x D x H (mm) | Code | All Laminate (\$) | HPL Surfaces (\$) |
|------------------|------------------|---------------|-------------------|-------------------|
| 72 x 30 x 29 3/8 | 1800 x 750 x 744 | M_NN_-DT3072_ | 1,144 | 1,612 |
| 66 x 30 x 29 3/8 | 1650 x 750 x 744 | M_NN_-DT3066_ | 1,114 | 1,557 |
| 60 x 30 x 29 3/8 | 1500 x 750 x 744 | M_NN_-DT3060_ | 1,054 | 1,482 |
| 54 x 30 x 29 3/8 | 1350 x 750 x 744 | M_NN_-DT3054_ | 1,015 | 1,426 |
| 48 x 30 x 29 3/8 | 1200 x 750 x 744 | M_NN_-DT3048_ | 960 | 1,161 |
| 42 x 30 x 29 3/8 | 1050 x 750 x 744 | M_NN_-DT3042_ | 912 | 1,096 |
| 36 x 30 x 29 3/8 | 900 x 750 x 744 | M_NN_-DT3036_ | 862 | 1,041 |
| 30 x 30 x 29 3/8 | 750 x 750 x 744 | M_NN_-DT3030_ | 823 | 993 |
| 24 x 30 x 29 3/8 | 600 x 750 x 744 | M_NN_-DT3024_ | 766 | 918 |

Specify the surface type (1, 2). Edge N. Specify the accent color (A, S).
Specify panel legs (A, B, C).

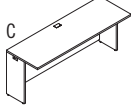
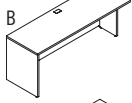
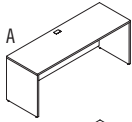
| | | | | |
|------------------|------------------|--------------|-------|-------|
| 72 x 30 x 29 7/8 | 1800 x 750 x 757 | M_N_-DT3072_ | 1,335 | 1,882 |
| 66 x 30 x 29 7/8 | 1650 x 750 x 757 | M_N_-DT3066_ | 1,298 | 1,821 |
| 60 x 30 x 29 7/8 | 1500 x 750 x 757 | M_N_-DT3060_ | 1,242 | 1,738 |
| 54 x 30 x 29 7/8 | 1350 x 750 x 757 | M_N_-DT3054_ | 1,201 | 1,676 |
| 48 x 30 x 29 7/8 | 1200 x 750 x 757 | M_N_-DT3048_ | 1,114 | 1,329 |
| 42 x 30 x 29 7/8 | 1050 x 750 x 757 | M_N_-DT3042_ | 1,054 | 1,274 |
| 36 x 30 x 29 7/8 | 900 x 750 x 757 | M_N_-DT3036_ | 1,015 | 1,219 |
| 30 x 30 x 29 7/8 | 750 x 750 x 757 | M_N_-DT3030_ | 960 | 1,161 |
| 24 x 30 x 29 7/8 | 600 x 750 x 757 | M_N_-DT3024_ | 912 | 1,096 |

Specify the surface type (5, 6). Specify the edge (N, 1, 2). Specify the accent color (A, S). Specify panel legs (A, B, C).



All Laminate (\$) HPL Surfaces (\$)

Rectangular tables – 24" D



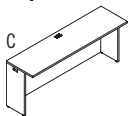
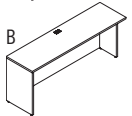
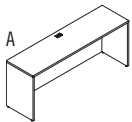
| W x D x H (in) | W x D x H (mm) | Code | All Laminate (\$) | HPL Surfaces (\$) |
|--|------------------|-------------|-------------------|-------------------|
| <i>Full-height modesty panel. 1 grommet.</i> | | | | |
| 72 x 24 x 29 ³ / ₈ | 1800 x 600 x 744 | M_NN-DT2472 | 1,114 | 1,557 |
| 66 x 24 x 29 ³ / ₈ | 1650 x 600 x 744 | M_NN-DT2466 | 1,054 | 1,482 |
| 60 x 24 x 29 ³ / ₈ | 1500 x 600 x 744 | M_NN-DT2460 | 1,015 | 1,426 |
| 54 x 24 x 29 ³ / ₈ | 1350 x 600 x 744 | M_NN-DT2454 | 960 | 1,345 |
| 48 x 24 x 29 ³ / ₈ | 1200 x 600 x 744 | M_NN-DT2448 | 912 | 1,096 |
| 42 x 24 x 29 ³ / ₈ | 1050 x 600 x 744 | M_NN-DT2442 | 862 | 1,041 |
| 36 x 24 x 29 ³ / ₈ | 900 x 600 x 744 | M_NN-DT2436 | 823 | 993 |
| 30 x 24 x 29 ³ / ₈ | 750 x 600 x 744 | M_NN-DT2430 | 766 | 918 |
| 24 x 24 x 29 ³ / ₈ | 600 x 600 x 744 | M_NN-DT2424 | 724 | 877 |

Specify the surface type (1, 2). Edge N. Specify the accent color (A, S). Specify panel legs (A, B, C).

| | | | | |
|--|------------------|------------|-------|-------|
| 72 x 24 x 29 ⁷ / ₈ | 1800 x 600 x 757 | M_N-DT2472 | 1,242 | 1,738 |
| 66 x 24 x 29 ⁷ / ₈ | 1650 x 600 x 757 | M_N-DT2466 | 1,201 | 1,676 |
| 60 x 24 x 29 ⁷ / ₈ | 1500 x 600 x 757 | M_N-DT2460 | 1,144 | 1,612 |
| 54 x 24 x 29 ⁷ / ₈ | 1350 x 600 x 757 | M_N-DT2454 | 1,114 | 1,557 |
| 48 x 24 x 29 ⁷ / ₈ | 1200 x 600 x 757 | M_N-DT2448 | 1,015 | 1,219 |
| 42 x 24 x 29 ⁷ / ₈ | 1050 x 600 x 757 | M_N-DT2442 | 960 | 1,161 |
| 36 x 24 x 29 ⁷ / ₈ | 900 x 600 x 757 | M_N-DT2436 | 912 | 1,096 |
| 30 x 24 x 29 ⁷ / ₈ | 750 x 600 x 757 | M_N-DT2430 | 862 | 1,041 |
| 24 x 24 x 29 ⁷ / ₈ | 600 x 600 x 757 | M_N-DT2424 | 823 | 993 |

Specify the surface type (5, 6). Specify the edge (N, 1, 2). Specify the accent color (A, S). Specify panel legs (A, B, C).

Rectangular tables – 20" D



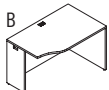
| W x D x H (in) | W x D x H (mm) | Code | All Laminate (\$) | HPL Surfaces (\$) |
|--|------------------|-------------|-------------------|-------------------|
| <i>Full-height modesty panel. 1 grommet.</i> | | | | |
| 72 x 20 x 29 ³ / ₈ | 1800 x 500 x 744 | M_NN-DT2072 | 1,080 | 1,525 |
| 66 x 20 x 29 ³ / ₈ | 1650 x 500 x 744 | M_NN-DT2066 | 1,021 | 1,452 |
| 60 x 20 x 29 ³ / ₈ | 1500 x 500 x 744 | M_NN-DT2060 | 984 | 1,395 |
| 54 x 20 x 29 ³ / ₈ | 1350 x 500 x 744 | M_NN-DT2054 | 918 | 1,317 |
| 48 x 20 x 29 ³ / ₈ | 1200 x 500 x 744 | M_NN-DT2048 | 877 | 1,065 |
| 42 x 20 x 29 ³ / ₈ | 1050 x 500 x 744 | M_NN-DT2042 | 831 | 1,008 |
| 36 x 20 x 29 ³ / ₈ | 900 x 500 x 744 | M_NN-DT2036 | 791 | 960 |
| 30 x 20 x 29 ³ / ₈ | 750 x 500 x 744 | M_NN-DT2030 | 724 | 885 |
| 24 x 20 x 29 ³ / ₈ | 600 x 500 x 744 | M_NN-DT2024 | 694 | 847 |

Specify the surface type (1, 2). Edge N. Specify the accent color (A, S). Specify panel legs (A, B, C).

| | | | | |
|--|------------------|------------|-------|-------|
| 72 x 20 x 29 ⁷ / ₈ | 1800 x 500 x 757 | M_N-DT2072 | 1,211 | 1,709 |
| 66 x 20 x 29 ⁷ / ₈ | 1650 x 500 x 757 | M_N-DT2066 | 1,169 | 1,640 |
| 60 x 20 x 29 ⁷ / ₈ | 1500 x 500 x 757 | M_N-DT2060 | 1,114 | 1,578 |
| 54 x 20 x 29 ⁷ / ₈ | 1350 x 500 x 757 | M_N-DT2054 | 1,080 | 1,525 |
| 48 x 20 x 29 ⁷ / ₈ | 1200 x 500 x 757 | M_N-DT2048 | 984 | 1,182 |
| 42 x 20 x 29 ⁷ / ₈ | 1050 x 500 x 757 | M_N-DT2042 | 918 | 1,119 |
| 36 x 20 x 29 ⁷ / ₈ | 900 x 500 x 757 | M_N-DT2036 | 877 | 1,065 |
| 30 x 20 x 29 ⁷ / ₈ | 750 x 500 x 757 | M_N-DT2030 | 831 | 1,008 |
| 24 x 20 x 29 ⁷ / ₈ | 600 x 500 x 757 | M_N-DT2024 | 791 | 960 |

Specify the surface type (5, 6). Specify the edge (N, 1, 2). Specify the accent color (A, S). Specify panel legs (A, B, C).

Left asymmetrical tables – 30" D



| W x D x H (in) | W x D x H (mm) | Code | All Laminate (\$) | HPL Surfaces (\$) |
|--|------------------|----------------|------------------------------------|-------------------|
| <i>Full-height modesty panel. 1 grommet.</i> | | | | |
| | | Surface | R1 | |
| | | 54"/30" | 35 ³ / ₈ " | |
| | | 48"/30" | 29 ¹ / ₂ " | |
| | | 42"/30" | 23 ³ / ₈ " | |
| | | 36"/30" | 17 ¹¹ / ₁₆ " | |
| | | 30"/30" | 11 ³ / ₄ " | |
| 54 x 30 x 29 ³ / ₈ | 1350 x 750 x 744 | M_NN-AT245430 | 993 | 1,384 |
| 48 x 30 x 29 ³ / ₈ | 1200 x 750 x 744 | M_NN-AT244830 | 935 | 1,138 |



All Laminate (\$) HPL Surfaces (\$)

Left asymmetrical tables – 30" D (cont'd)



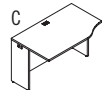
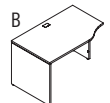
| W x D x H (in) | W x D x H (mm) | Code | All Laminate (\$) | HPL Surfaces (\$) |
|--|------------------|---------------|-------------------|-------------------|
| 42 x 30 x 29 ³ / ₈ | 1050 x 750 x 744 | M_NN-AT244230 | 896 | 1,080 |
| 36 x 30 x 29 ³ / ₈ | 900 x 750 x 744 | M_NN-AT243630 | 856 | 1,033 |
| 30 x 30 x 29 ³ / ₈ | 750 x 750 x 744 | M_NN-AT243030 | 805 | 984 |

Specify the surface type (1, 2). Edge N. Specify the accent color (A, S). Specify panel legs (B, C).

| | | | | |
|--|------------------|--------------|-------|-------|
| 54 x 30 x 29 ⁷ / ₈ | 1350 x 750 x 757 | M_N-AT245430 | 1,169 | 1,635 |
| 48 x 30 x 29 ⁷ / ₈ | 1200 x 750 x 757 | M_N-AT244830 | 1,065 | 1,282 |
| 42 x 30 x 29 ⁷ / ₈ | 1050 x 750 x 757 | M_N-AT244230 | 1,033 | 1,242 |
| 36 x 30 x 29 ⁷ / ₈ | 900 x 750 x 757 | M_N-AT243630 | 993 | 1,193 |
| 30 x 30 x 29 ⁷ / ₈ | 750 x 750 x 757 | M_N-AT243030 | 935 | 1,138 |

Specify the surface type (5, 6). Specify the edge (N, 1, 2). Specify the accent color (A, S). Specify panel legs (B, C).

Right asymmetrical tables – 30" D



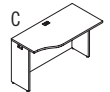
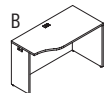
| W x D x H (in) | W x D x H (mm) | Code | All Laminate (\$) | HPL Surfaces (\$) |
|--|------------------|----------------|------------------------------------|-------------------|
| <i>Full-height modesty panel. 1 grommet.</i> | | | | |
| | | Surface | R1 | |
| | | 54"/30" | 35 ³ / ₈ " | |
| | | 48"/30" | 29 ¹ / ₂ " | |
| | | 42"/30" | 23 ³ / ₈ " | |
| | | 36"/30" | 17 ¹¹ / ₁₆ " | |
| | | 30"/30" | 11 ³ / ₄ " | |
| 54 x 30 x 29 ³ / ₈ | 1350 x 750 x 744 | M_NN-AT305424 | 993 | 1,384 |
| 48 x 30 x 29 ³ / ₈ | 1200 x 750 x 744 | M_NN-AT304824 | 935 | 1,138 |
| 42 x 30 x 29 ³ / ₈ | 1050 x 750 x 744 | M_NN-AT304224 | 896 | 1,080 |
| 36 x 30 x 29 ³ / ₈ | 900 x 750 x 744 | M_NN-AT303624 | 856 | 1,033 |
| 30 x 30 x 29 ³ / ₈ | 750 x 750 x 744 | M_NN-AT303024 | 805 | 984 |

Specify the surface type (1, 2). Edge N. Specify the accent color (A, S). Specify panel legs (B, C).

| | | | | |
|--|------------------|--------------|-------|-------|
| 54 x 30 x 29 ⁷ / ₈ | 1350 x 750 x 757 | M_N-AT305424 | 1,169 | 1,635 |
| 48 x 30 x 29 ⁷ / ₈ | 1200 x 750 x 757 | M_N-AT304824 | 1,065 | 1,282 |
| 42 x 30 x 29 ⁷ / ₈ | 1050 x 750 x 757 | M_N-AT304224 | 1,033 | 1,242 |
| 36 x 30 x 29 ⁷ / ₈ | 900 x 750 x 757 | M_N-AT303624 | 993 | 1,193 |
| 30 x 30 x 29 ⁷ / ₈ | 750 x 750 x 757 | M_N-AT303024 | 935 | 1,138 |

Specify the surface type (5, 6). Specify the edge (N, 1, 2). Specify the accent color (A, S). Specify panel legs (B, C).

Left asymmetrical tables – 24" D



| W x D x H (in) | W x D x H (mm) | Code | All Laminate (\$) | HPL Surfaces (\$) |
|--|------------------|----------------|------------------------------------|-------------------|
| <i>Full-height modesty panel. 1 grommet.</i> | | | | |
| | | Surface | R1 | |
| | | 54"/24" | 35 ³ / ₈ " | |
| | | 48"/24" | 29 ¹ / ₂ " | |
| | | 42"/24" | 23 ³ / ₈ " | |
| | | 36"/24" | 17 ¹¹ / ₁₆ " | |
| | | 30"/24" | 11 ³ / ₄ " | |
| 54 x 24 x 29 ³ / ₈ | 1350 x 600 x 744 | M_NN-AT185424 | 935 | 1,322 |
| 48 x 24 x 29 ³ / ₈ | 1200 x 600 x 744 | M_NN-AT184824 | 896 | 1,080 |
| 42 x 24 x 29 ³ / ₈ | 1050 x 600 x 744 | M_NN-AT184224 | 856 | 1,033 |
| 36 x 24 x 29 ³ / ₈ | 900 x 600 x 744 | M_NN-AT183624 | 805 | 984 |
| 30 x 24 x 29 ³ / ₈ | 750 x 600 x 744 | M_NN-AT183024 | 766 | 918 |

Specify the surface type (1, 2). Edge N. Specify the accent color (A, S). Specify panel legs (B, C).

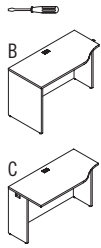
| | | | | |
|--|------------------|--------------|-------|-------|
| 54 x 24 x 29 ⁷ / ₈ | 1350 x 600 x 757 | M_N-AT185424 | 1,119 | 1,578 |
| 48 x 24 x 29 ⁷ / ₈ | 1200 x 600 x 757 | M_N-AT184824 | 1,033 | 1,242 |
| 42 x 24 x 29 ⁷ / ₈ | 1050 x 600 x 757 | M_N-AT184224 | 993 | 1,193 |
| 36 x 24 x 29 ⁷ / ₈ | 900 x 600 x 757 | M_N-AT183624 | 935 | 1,138 |
| 30 x 24 x 29 ⁷ / ₈ | 750 x 600 x 757 | M_N-AT183024 | 896 | 1,080 |

Specify the surface type (5, 6). Specify the edge (N, 1, 2). Specify the accent color (A, S). Specify panel legs (B, C).

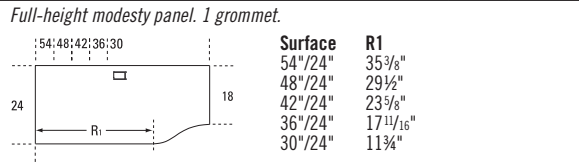


All Laminate (\$)
HPL Surfaces (\$)

Right asymmetrical tables – 24" D



W x D x H (in) W x D x H (mm) Code



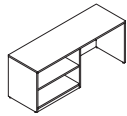
| | | | | |
|------------------|------------------|---------------|-----|-------|
| 54 x 24 x 29 3/8 | 1350 x 600 x 744 | M_NN-AT245418 | 935 | 1,322 |
| 48 x 24 x 29 3/8 | 1200 x 600 x 744 | M_NN-AT244818 | 896 | 1,080 |
| 42 x 24 x 29 3/8 | 1050 x 600 x 744 | M_NN-AT244218 | 856 | 1,033 |
| 36 x 24 x 29 3/8 | 900 x 600 x 744 | M_NN-AT243618 | 805 | 984 |
| 30 x 24 x 29 3/8 | 750 x 600 x 744 | M_NN-AT243018 | 766 | 918 |

Specify the surface type (1, 2). Edge N. Specify the accent color (A, S).
Specify panel legs (B, C).

| | | | | |
|------------------|------------------|--------------|-------|-------|
| 54 x 24 x 29 3/8 | 1350 x 600 x 757 | M_N-AT245418 | 1,119 | 1,578 |
| 48 x 24 x 29 3/8 | 1200 x 600 x 757 | M_N-AT244818 | 1,033 | 1,242 |
| 42 x 24 x 29 3/8 | 1050 x 600 x 757 | M_N-AT244218 | 993 | 1,193 |
| 36 x 24 x 29 3/8 | 900 x 600 x 757 | M_N-AT243618 | 935 | 1,138 |
| 30 x 24 x 29 3/8 | 750 x 600 x 757 | M_N-AT243018 | 896 | 1,080 |

Specify the surface type (5, 6). Specify the edge (N, 1, 2). Specify the accent color (A, S). Specify panel legs (B, C).

Left open bookcase credenzas



1 adjustable shelf. Full-height modesty panel. Grommet on back.

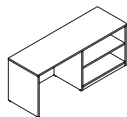
| | | | | |
|------------------|------------------|--------------|-------|-------|
| 72 x 24 x 29 3/8 | 1800 x 600 x 744 | M_NN-BE2472S | 1,709 | 2,057 |
| 60 x 24 x 29 3/8 | 1500 x 600 x 744 | M_NN-BE2460S | 1,538 | 1,882 |
| 72 x 20 x 29 3/8 | 1800 x 500 x 744 | M_NN-BE2072S | 1,621 | 1,942 |
| 60 x 20 x 29 3/8 | 1500 x 500 x 744 | M_NN-BE2060S | 1,538 | 1,882 |

Specify the surface type (1, 2). Edge N. Specify the accent color (A, S).

| | | | | |
|------------------|------------------|-------------|-------|-------|
| 72 x 24 x 29 3/8 | 1800 x 600 x 757 | M_N-BE2472S | 1,877 | 2,257 |
| 60 x 24 x 29 3/8 | 1500 x 600 x 757 | M_N-BE2460S | 1,709 | 2,087 |
| 72 x 20 x 29 3/8 | 1800 x 500 x 757 | M_N-BE2072S | 1,772 | 2,129 |
| 60 x 20 x 29 3/8 | 1500 x 500 x 757 | M_N-BE2060S | 1,709 | 2,087 |

Specify the surface type (5, 6). Specify the edge (N, 1, 2).
Specify the accent color (A, S).

Right open bookcase credenzas



1 adjustable shelf. Full-height modesty panel. Grommet on back.

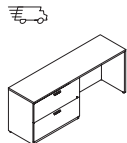
| | | | | |
|------------------|------------------|--------------|-------|-------|
| 72 x 24 x 29 3/8 | 1800 x 600 x 744 | M_NN-S2472BE | 1,709 | 2,057 |
| 60 x 24 x 29 3/8 | 1500 x 600 x 744 | M_NN-S2460BE | 1,538 | 1,882 |
| 72 x 20 x 29 3/8 | 1800 x 500 x 744 | M_NN-S2072BE | 1,621 | 1,942 |
| 60 x 20 x 29 3/8 | 1500 x 500 x 744 | M_NN-S2060BE | 1,538 | 1,882 |

Specify the surface type (1, 2). Edge N. Specify the accent color (A, S).

| | | | | |
|------------------|------------------|-------------|-------|-------|
| 72 x 24 x 29 3/8 | 1800 x 600 x 757 | M_N-S2472BE | 1,877 | 2,257 |
| 60 x 24 x 29 3/8 | 1500 x 600 x 757 | M_N-S2460BE | 1,709 | 2,087 |
| 72 x 20 x 29 3/8 | 1800 x 500 x 757 | M_N-S2072BE | 1,772 | 2,129 |
| 60 x 20 x 29 3/8 | 1500 x 500 x 757 | M_N-S2060BE | 1,709 | 2,087 |

Specify the surface type (5, 6). Specify the edge (N, 1, 2).
Specify the accent color (A, S).

Left lateral file credenzas



2 file drawers on left with suspension bars. Lock. Grommet on back.

| | | | | |
|------------------|------------------|-------------|-------|-------|
| 72 x 24 x 29 3/8 | 1800 x 600 x 744 | M_N-LF2472S | 2,210 | 2,651 |
| 60 x 24 x 29 3/8 | 1500 x 600 x 744 | M_N-LF2460S | 2,014 | 2,418 |
| 72 x 20 x 29 3/8 | 1800 x 500 x 744 | M_N-LF2072S | 2,014 | 2,418 |
| 60 x 20 x 29 3/8 | 1500 x 500 x 744 | M_N-LF2060S | 1,863 | 2,231 |

Specify the surface type (1, 2). Edge N. Specify the handle code (A, C, K, W, Z).
Specify the accent color (A, S).

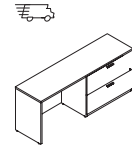
Left lateral file credenzas (cont'd)



| W x D x H (in) | W x D x H (mm) | Code | All Laminate (\$) | HPL Surfaces (\$) |
|------------------|------------------|---------------|-------------------|-------------------|
| 72 x 24 x 29 3/8 | 1800 x 600 x 757 | M-_-_-LF2472S | 2,491 | 2,982 |
| 60 x 24 x 29 3/8 | 1500 x 600 x 757 | M-_-_-LF2460S | 2,291 | 2,755 |
| 72 x 20 x 29 3/8 | 1800 x 500 x 757 | M-_-_-LF2072S | 2,291 | 2,755 |
| 60 x 20 x 29 3/8 | 1500 x 500 x 757 | M-_-_-LF2060S | 2,135 | 2,571 |

Specify the surface type (5, 6). Specify the edge (N, 1, 2).
Specify the handle code (A, C, K, W, Z). Specify the accent color (A, S).

Right lateral file credenzas



2 file drawers on right with suspension bars. Lock. Grommet on back.

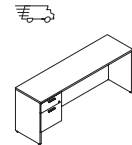
| | | | | |
|------------------|------------------|--------------|-------|-------|
| 72 x 24 x 29 3/8 | 1800 x 600 x 744 | M_N_-S2472LF | 2,210 | 2,651 |
| 60 x 24 x 29 3/8 | 1500 x 600 x 744 | M_N_-S2460LF | 2,014 | 2,418 |
| 72 x 20 x 29 3/8 | 1800 x 500 x 744 | M_N_-S2072LF | 2,014 | 2,418 |
| 60 x 20 x 29 3/8 | 1500 x 500 x 744 | M_N_-S2060LF | 1,863 | 2,231 |

Specify the surface type (1, 2). Edge N. Specify the handle code (A, C, K, W, Z).
Specify the accent color (A, S).

| | | | | |
|------------------|------------------|---------------|-------|-------|
| 72 x 24 x 29 3/8 | 1800 x 600 x 757 | M-_-_-S2472LF | 2,491 | 2,982 |
| 60 x 24 x 29 3/8 | 1500 x 600 x 757 | M-_-_-S2460LF | 2,291 | 2,755 |
| 72 x 20 x 29 3/8 | 1800 x 500 x 757 | M-_-_-S2072LF | 2,291 | 2,755 |
| 60 x 20 x 29 3/8 | 1500 x 500 x 757 | M-_-_-S2060LF | 2,135 | 2,571 |

Specify the surface type (5, 6). Specify the edge (N, 1, 2). Specify the handle code (A, C, K, W, Z). Specify the accent color (A, S).

Left single pedestal credenzas



1 pedestal on left with lock. 1 box drawer and 1 file drawer with suspension bar. Pencil tray. Grommet on back.

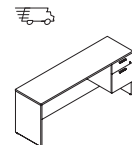
| | | | | |
|------------------|------------------|-------------|-------|-------|
| 72 x 24 x 29 3/8 | 1800 x 600 x 744 | M_N_-F2472S | 1,628 | 1,950 |
| 60 x 24 x 29 3/8 | 1500 x 600 x 744 | M_N_-F2460S | 1,538 | 1,863 |
| 72 x 20 x 29 3/8 | 1800 x 500 x 744 | M_N_-F2072S | 1,597 | 1,910 |
| 60 x 20 x 29 3/8 | 1500 x 500 x 744 | M_N_-F2060S | 1,518 | 1,829 |

Specify the surface type (1, 2). Edge N. Specify the handle code (A, C, K, W, Z).
Specify the accent color (A, S).

| | | | | |
|------------------|------------------|--------------|-------|-------|
| 72 x 24 x 29 3/8 | 1800 x 600 x 757 | M-_-_-F2472S | 1,877 | 2,257 |
| 60 x 24 x 29 3/8 | 1500 x 600 x 757 | M-_-_-F2460S | 1,798 | 2,161 |
| 72 x 20 x 29 3/8 | 1800 x 500 x 757 | M-_-_-F2072S | 1,829 | 2,210 |
| 60 x 20 x 29 3/8 | 1500 x 500 x 757 | M-_-_-F2060S | 1,749 | 2,106 |

Specify the surface type (5, 6). Specify the edge (N, 1, 2). Specify the handle code (A, C, K, W, Z). Specify the accent color (A, S).

Right single pedestal credenzas



1 pedestal on right with lock. 1 box drawer and 1 file drawer with suspension bar. Pencil tray. Grommet on back.

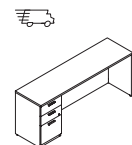
| | | | | |
|------------------|------------------|-------------|-------|-------|
| 72 x 24 x 29 3/8 | 1800 x 600 x 744 | M_N_-S2472F | 1,628 | 1,950 |
| 60 x 24 x 29 3/8 | 1500 x 600 x 744 | M_N_-S2460F | 1,538 | 1,863 |
| 72 x 20 x 29 3/8 | 1800 x 500 x 744 | M_N_-S2072F | 1,597 | 1,910 |
| 60 x 20 x 29 3/8 | 1500 x 500 x 744 | M_N_-S2060F | 1,518 | 1,829 |

Specify the surface type (1, 2). Edge N. Specify the handle code (A, C, K, W, Z).
Specify the accent color (A, S).

| | | | | |
|------------------|------------------|--------------|-------|-------|
| 72 x 24 x 29 3/8 | 1800 x 600 x 757 | M-_-_-S2472F | 1,877 | 2,257 |
| 60 x 24 x 29 3/8 | 1500 x 600 x 757 | M-_-_-S2460F | 1,798 | 2,161 |
| 72 x 20 x 29 3/8 | 1800 x 500 x 757 | M-_-_-S2072F | 1,829 | 2,210 |
| 60 x 20 x 29 3/8 | 1500 x 500 x 757 | M-_-_-S2060F | 1,749 | 2,106 |

Specify the surface type (5, 6). Specify the edge (N, 1, 2). Specify the handle code (A, C, K, W, Z). Specify the accent color (A, S).

Left single pedestal credenzas – low profile



1 pedestal on left with lock. 2 box drawers and 1 file drawer with suspension bar. Pencil tray. Grommet on back.

| | | | | |
|------------------|------------------|--------------|-------|-------|
| 72 x 24 x 29 3/8 | 1800 x 600 x 744 | M_N_-UF2472S | 1,892 | 2,224 |
| 60 x 24 x 29 3/8 | 1500 x 600 x 744 | M_N_-UF2460S | 1,814 | 2,118 |
| 72 x 20 x 29 3/8 | 1800 x 500 x 744 | M_N_-UF2072S | 1,863 | 2,175 |
| 60 x 20 x 29 3/8 | 1500 x 500 x 744 | M_N_-UF2060S | 1,786 | 2,095 |

Specify the surface type (1, 2). Edge N. Specify the handle code (A, C, K, W, Z).
Specify the accent color (A, S).



NOT PART OF THE QUICKSHIP PROGRAM

ASSEMBLY REQUIRED

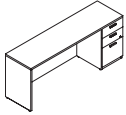


All Laminate (\$) HPL Surfaces (\$)

| | W x D x H (in) | W x D x H (mm) | Code | All Laminate (\$) | HPL Surfaces (\$) |
|--|--|------------------|-----------------|-------------------|-------------------|
| Left single pedestal credenzas – low profile (cont'd) | 72 x 24 x 29 ³ / ₈ | 1800 x 600 x 757 | M_ _ _ -UF2472S | 2,135 | 2,523 |
| | 60 x 24 x 29 ³ / ₈ | 1500 x 600 x 757 | M_ _ _ -UF2460S | 2,062 | 2,425 |
| | 72 x 20 x 29 ³ / ₈ | 1800 x 500 x 757 | M_ _ _ -UF2072S | 2,095 | 2,474 |
| | 60 x 20 x 29 ³ / ₈ | 1500 x 500 x 757 | M_ _ _ -UF2060S | 2,022 | 2,371 |

Specify the surface type (5, 6). Specify the edge (N, 1, 2). Specify the handle code (A, C, K, W, Z). Specify the accent color (A, S).

Right single pedestal credenzas – low profile *1 pedestal on right with lock. 2 box drawers and 1 file drawer with suspension bar. Pencil tray. Grommet on back.*



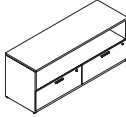
| | | | | |
|--|------------------|----------------|-------|-------|
| 72 x 24 x 29 ³ / ₈ | 1800 x 600 x 744 | M_N _ -S2472UF | 1,892 | 2,224 |
| 60 x 24 x 29 ³ / ₈ | 1500 x 600 x 744 | M_N _ -S2460UF | 1,814 | 2,118 |
| 72 x 20 x 29 ³ / ₈ | 1800 x 500 x 744 | M_N _ -S2072UF | 1,863 | 2,175 |
| 60 x 20 x 29 ³ / ₈ | 1500 x 500 x 744 | M_N _ -S2060UF | 1,786 | 2,095 |

Specify the surface type (1, 2). Edge N. Specify the handle code (A, C, K, W, Z). Specify the accent color (A, S).

| | | | | |
|--|------------------|-----------------|-------|-------|
| 72 x 24 x 29 ³ / ₈ | 1800 x 600 x 757 | M_ _ _ -S2472UF | 2,135 | 2,523 |
| 60 x 24 x 29 ³ / ₈ | 1500 x 600 x 757 | M_ _ _ -S2460UF | 2,062 | 2,425 |
| 72 x 20 x 29 ³ / ₈ | 1800 x 500 x 757 | M_ _ _ -S2072UF | 2,095 | 2,474 |
| 60 x 20 x 29 ³ / ₈ | 1500 x 500 x 757 | M_ _ _ -S2060UF | 2,022 | 2,371 |

Specify the surface type (5, 6). Specify the edge (N, 1, 2). Specify the handle code (A, C, K, W, Z). Specify the accent color (A, S).

Lateral file credenzas with open storage *Open space on top and 2 file drawers on bottom with suspension bars. Locks. Grommet on back. Optional counterweight to meet BIFMA standards, refer to page 108.*



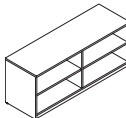
| | | | | |
|--|------------------|----------------|-------|-------|
| 72 x 24 x 29 ³ / ₈ | 1800 x 600 x 744 | M_N _ -SLF2472 | 2,161 | 2,594 |
| 60 x 24 x 29 ³ / ₈ | 1500 x 600 x 744 | M_N _ -SLF2460 | 1,959 | 2,362 |
| 72 x 20 x 29 ³ / ₈ | 1800 x 500 x 744 | M_N _ -SLF2072 | 1,959 | 2,362 |
| 60 x 20 x 29 ³ / ₈ | 1500 x 500 x 744 | M_N _ -SLF2060 | 1,749 | 2,071 |

Specify the surface type (1, 2). Edge N. Specify the handle code (A, C, K, W, Z). Specify the accent color (A, S).

| | | | | |
|--|------------------|-----------------|-------|-------|
| 72 x 24 x 29 ³ / ₈ | 1800 x 600 x 757 | M_ _ _ -SLF2472 | 2,449 | 2,934 |
| 60 x 24 x 29 ³ / ₈ | 1500 x 600 x 757 | M_ _ _ -SLF2460 | 2,257 | 2,706 |
| 72 x 20 x 29 ³ / ₈ | 1800 x 500 x 757 | M_ _ _ -SLF2072 | 2,257 | 2,706 |
| 60 x 20 x 29 ³ / ₈ | 1500 x 500 x 757 | M_ _ _ -SLF2060 | 2,071 | 2,401 |

Specify the surface type (5, 6). Specify the edge (N, 1, 2). Specify the handle code (A, C, K, W, Z). Specify the accent color (A, S).

Open bookcase credenzas *1 adjustable shelf on each side.*



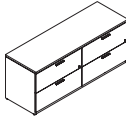
| | | | | |
|--|------------------|----------------|-------|-------|
| 72 x 24 x 29 ³ / ₈ | 1800 x 600 x 744 | M_NNN-BE2472BE | 1,854 | 2,224 |
| 60 x 24 x 29 ³ / ₈ | 1500 x 600 x 744 | M_NNN-BE2460BE | 1,684 | 2,057 |
| 72 x 20 x 29 ³ / ₈ | 1800 x 500 x 744 | M_NNN-BE2072BE | 1,760 | 2,111 |
| 60 x 20 x 29 ³ / ₈ | 1500 x 500 x 744 | M_NNN-BE2060BE | 1,597 | 1,942 |

Specify the surface type (1, 2). Edge N.

| | | | | |
|--|------------------|-----------------|-------|-------|
| 72 x 24 x 29 ³ / ₈ | 1800 x 600 x 757 | M_ _NN-BE2472BE | 2,038 | 2,449 |
| 60 x 24 x 29 ³ / ₈ | 1500 x 600 x 757 | M_ _NN-BE2460BE | 1,869 | 2,281 |
| 72 x 20 x 29 ³ / ₈ | 1800 x 500 x 757 | M_ _NN-BE2072BE | 1,934 | 2,322 |
| 60 x 20 x 29 ³ / ₈ | 1500 x 500 x 757 | M_ _NN-BE2060BE | 1,766 | 2,150 |

Specify the surface type (5, 6). Specify the edge (N, 1, 2).

Lateral file credenzas *4 file drawers with suspension bars. Locks. Optional counterweight to meet BIFMA standards, refer to page 108.*



| | | | | |
|--|------------------|-----------------|-------|-------|
| 72 x 24 x 29 ³ / ₈ | 1800 x 600 x 744 | M_N _ -LF2472LF | 2,869 | 3,440 |
| 72 x 20 x 29 ³ / ₈ | 1800 x 500 x 744 | M_N _ -LF2072LF | 2,676 | 3,216 |

Specify the surface type (1, 2). Edge N. Specify the handle code (A, C, K, W, Z). Specify the accent color (A, S).

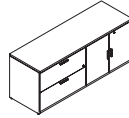
| | | | | |
|--|------------------|------------------|-------|-------|
| 72 x 24 x 29 ³ / ₈ | 1800 x 600 x 757 | M_ _ _ -LF2472LF | 3,152 | 3,788 |
| 72 x 20 x 29 ³ / ₈ | 1800 x 500 x 757 | M_ _ _ -LF2072LF | 2,965 | 3,561 |

Specify the surface type (5, 6). Specify the edge (N, 1, 2). Specify the handle code (A, C, K, W, Z). Specify the accent color (A, S).



All Laminate (\$) HPL Surfaces (\$)

Lateral file / bookcase credenzas *2 file drawers with suspension bars. Bookcase with doors and adjustable shelf. Locks.*



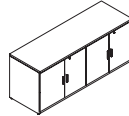
| | | | | |
|--|------------------|----------------|-------|-------|
| 72 x 24 x 29 ³ / ₈ | 1800 x 600 x 744 | M_N _ -LF2472B | 2,577 | 3,108 |
| 72 x 20 x 29 ³ / ₈ | 1800 x 500 x 744 | M_N _ -LF2072B | 2,387 | 2,869 |

Specify the surface type (1, 2). Edge N. Specify the handle code (A, C, K, W, Z). Specify the accent color (A, S).

| | | | | |
|--|------------------|-----------------|-------|-------|
| 72 x 24 x 29 ³ / ₈ | 1800 x 600 x 757 | M_ _ _ -LF2472B | 2,869 | 3,440 |
| 72 x 20 x 29 ³ / ₈ | 1800 x 500 x 757 | M_ _ _ -LF2072B | 2,676 | 3,216 |

Specify the surface type (5, 6). Specify the edge (N, 1, 2). Specify the handle code (A, C, K, W, Z). Specify the accent color (A, S).

Bookcase credenzas *Storage unit with doors and adjustable shelves. Locks.*



| | | | | |
|--|------------------|---------------|-------|-------|
| 72 x 24 x 29 ³ / ₈ | 1800 x 600 x 744 | M_N _ -B2472B | 2,322 | 2,787 |
| 72 x 20 x 29 ³ / ₈ | 1800 x 500 x 744 | M_N _ -B2072B | 2,129 | 2,551 |

Specify the surface type (1, 2). Edge N. Specify the handle code (A, C, K, W, Z). Specify the accent color (A, S).

| | | | | |
|--|------------------|----------------|-------|-------|
| 72 x 24 x 29 ³ / ₈ | 1800 x 600 x 757 | M_ _ _ -B2472B | 2,614 | 3,136 |
| 72 x 20 x 29 ³ / ₈ | 1800 x 500 x 757 | M_ _ _ -B2072B | 2,418 | 2,909 |

Specify the surface type (5, 6). Specify the edge (N, 1, 2). Specify the handle code (A, C, K, W, Z). Specify the accent color (A, S).

Return shells



Reversible. 1 grommet. Can accommodate 1 pedestal.

| | | | | |
|--|------------------|--------------|-----|-----|
| 48 x 24 x 29 ³ / ₈ | 1200 x 600 x 744 | M_NN_-R2448S | 758 | 902 |
| 42 x 24 x 29 ³ / ₈ | 1050 x 600 x 744 | M_NN_-R2442S | 724 | 877 |
| 36 x 24 x 29 ³ / ₈ | 900 x 600 x 744 | M_NN_-R2436S | 694 | 839 |
| 30 x 24 x 29 ³ / ₈ | 750 x 600 x 744 | M_NN_-R2430S | 669 | 798 |

Specify the surface type (1, 2). Edge N. Specify the accent color (A, S).

| | | | | |
|--|------------------|---------------|-----|-------|
| 48 x 24 x 29 ³ / ₈ | 1200 x 600 x 757 | M_ _N_-R2448S | 973 | 1,169 |
| 42 x 24 x 29 ³ / ₈ | 1050 x 600 x 757 | M_ _N_-R2442S | 918 | 1,114 |
| 36 x 24 x 29 ³ / ₈ | 900 x 600 x 757 | M_ _N_-R2436S | 862 | 1,041 |
| 30 x 24 x 29 ³ / ₈ | 750 x 600 x 757 | M_ _N_-R2430S | 823 | 993 |

Specify the surface type (5, 6). Specify the edge (N, 1, 2). Specify the accent color (A, S).

Left executive returns



1 pedestal on left with lock. 1 box drawer and 1 file drawer with suspension bar. Pencil tray. 1 grommet.

| | | | | |
|--|------------------|---------------|-------|-------|
| 48 x 24 x 29 ³ / ₈ | 1200 x 600 x 744 | M_N _ -F2448R | 1,329 | 1,605 |
| 42 x 24 x 29 ³ / ₈ | 1050 x 600 x 744 | M_N _ -F2442R | 1,249 | 1,506 |
| 36 x 24 x 29 ³ / ₈ | 900 x 600 x 744 | M_N _ -F2436R | 1,182 | 1,426 |
| 30 x 24 x 29 ³ / ₈ | 750 x 600 x 744 | M_N _ -F2430R | 1,114 | 1,329 |

Specify the surface type (1, 2). Edge N. Specify the handle code (A, C, K, W, Z). Specify the accent color (A, S).

| | | | | |
|--|------------------|----------------|-------|-------|
| 48 x 24 x 29 ³ / ₈ | 1200 x 600 x 757 | M_ _ _ -F2448R | 1,499 | 1,806 |
| 42 x 24 x 29 ³ / ₈ | 1050 x 600 x 757 | M_ _ _ -F2442R | 1,426 | 1,709 |
| 36 x 24 x 29 ³ / ₈ | 900 x 600 x 757 | M_ _ _ -F2436R | 1,345 | 1,628 |
| 30 x 24 x 29 ³ / ₈ | 750 x 600 x 757 | M_ _ _ -F2430R | 1,282 | 1,530 |

Specify the surface type (5, 6). Specify the edge (N, 1, 2). Specify the handle code (A, C, K, W, Z). Specify the accent color (A, S).

Right executive returns



1 pedestal on right with lock. 1 box drawer and 1 file drawer with suspension bar. Pencil tray. 1 grommet.

| | | | | |
|--|------------------|---------------|-------|-------|
| 48 x 24 x 29 ³ / ₈ | 1200 x 600 x 744 | M_N _ -R2448F | 1,329 | 1,605 |
| 42 x 24 x 29 ³ / ₈ | 1050 x 600 x 744 | M_N _ -R2442F | 1,249 | 1,506 |
| 36 x 24 x 29 ³ / ₈ | 900 x 600 x 744 | M_N _ -R2436F | 1,182 | 1,426 |
| 30 x 24 x 29 ³ / ₈ | 750 x 600 x 744 | M_N _ -R2430F | 1,114 | 1,329 |

Specify the surface type (1, 2). Edge N. Specify the handle code (A, C, K, W, Z). Specify the accent color (A, S).



All Laminate (\$)
HPL Surfaces (\$)

| | W x D x H (in) | W x D x H (mm) | Code | All Laminate (\$) | HPL Surfaces (\$) |
|---|--|------------------|-------------|-------------------|-------------------|
| Right executive returns (cont'd) | 48 x 24 x 29 ³ / ₈ | 1200 x 600 x 757 | M___-R2448F | 1,499 | 1,806 |
| | 42 x 24 x 29 ³ / ₈ | 1050 x 600 x 757 | M___-R2442F | 1,426 | 1,709 |
| | 36 x 24 x 29 ³ / ₈ | 900 x 600 x 757 | M___-R2436F | 1,345 | 1,628 |
| | 30 x 24 x 29 ³ / ₈ | 750 x 600 x 757 | M___-R2430F | 1,282 | 1,530 |

Specify the surface type (5, 6). Specify the edge (N, 1, 2). Specify the handle code (A, C, K, W, Z). Specify the accent color (A, S).

Left executive returns – low profile



1 pedestal on left with lock. 2 box drawers and 1 file drawer with suspension bar. Pencil tray. 1 grommet.

| | | | | |
|--|------------------|--------------|-------|-------|
| 48 x 24 x 29 ³ / ₈ | 1200 x 600 x 744 | M_N_-UF2448R | 1,605 | 1,869 |
| 42 x 24 x 29 ³ / ₈ | 1050 x 600 x 744 | M_N_-UF2442R | 1,518 | 1,772 |
| 36 x 24 x 29 ³ / ₈ | 900 x 600 x 744 | M_N_-UF2436R | 1,452 | 1,684 |
| 30 x 24 x 29 ³ / ₈ | 750 x 600 x 744 | M_N_-UF2430R | 1,379 | 1,605 |

Specify the surface type (1, 2). Edge N. Specify the handle code (A, C, K, W, Z). Specify the accent color (A, S).

| | | | | |
|--|------------------|--------------|-------|-------|
| 48 x 24 x 29 ³ / ₈ | 1200 x 600 x 757 | M___-UF2448R | 1,766 | 2,071 |
| 42 x 24 x 29 ³ / ₈ | 1050 x 600 x 757 | M___-UF2442R | 1,684 | 1,967 |
| 36 x 24 x 29 ³ / ₈ | 900 x 600 x 757 | M___-UF2436R | 1,621 | 1,892 |
| 30 x 24 x 29 ³ / ₈ | 750 x 600 x 757 | M___-UF2430R | 1,538 | 1,806 |

Specify the surface type (5, 6). Specify the edge (N, 1, 2). Specify the handle code (A, C, K, W, Z). Specify the accent color (A, S).

Right executive returns – low profile



1 pedestal on right with lock. 2 box drawers and 1 file drawer with suspension bar. Pencil tray. 1 grommet.

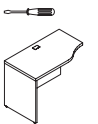
| | | | | |
|--|------------------|--------------|-------|-------|
| 48 x 24 x 29 ³ / ₈ | 1200 x 600 x 744 | M_N_-R2448UF | 1,605 | 1,869 |
| 42 x 24 x 29 ³ / ₈ | 1050 x 600 x 744 | M_N_-R2442UF | 1,518 | 1,772 |
| 36 x 24 x 29 ³ / ₈ | 900 x 600 x 744 | M_N_-R2436UF | 1,452 | 1,684 |
| 30 x 24 x 29 ³ / ₈ | 750 x 600 x 744 | M_N_-R2430UF | 1,379 | 1,605 |

Specify the surface type (1, 2). Edge N. Specify the handle code (A, C, K, W, Z). Specify the accent color (A, S).

| | | | | |
|--|------------------|--------------|-------|-------|
| 48 x 24 x 29 ³ / ₈ | 1200 x 600 x 757 | M___-R2448UF | 1,766 | 2,071 |
| 42 x 24 x 29 ³ / ₈ | 1050 x 600 x 757 | M___-R2442UF | 1,684 | 1,967 |
| 36 x 24 x 29 ³ / ₈ | 900 x 600 x 757 | M___-R2436UF | 1,621 | 1,892 |
| 30 x 24 x 29 ³ / ₈ | 750 x 600 x 757 | M___-R2430UF | 1,538 | 1,806 |

Specify the surface type (5, 6). Specify the edge (N, 1, 2). Specify the handle code (A, C, K, W, Z). Specify the accent color (A, S).

Left asymmetrical return shells – 24" D



Can accommodate 1 pedestal. 1 grommet.

| | | | | |
|--|------------------|----------------|-----|-----|
| 48 x 24 x 29 ³ / ₈ | 1200 x 600 x 744 | M_NN_-S244818R | 791 | 935 |
| 42 x 24 x 29 ³ / ₈ | 1050 x 600 x 744 | M_NN_-S244218R | 766 | 912 |
| 36 x 24 x 29 ³ / ₈ | 900 x 600 x 744 | M_NN_-S243618R | 724 | 870 |

Specify the surface type (1, 2). Edge N. Specify the accent color (A, S).

| | | | | |
|--|------------------|---------------|-------|-------|
| 48 x 24 x 29 ³ / ₈ | 1200 x 600 x 757 | M_N_-S244818R | 1,008 | 1,201 |
| 42 x 24 x 29 ³ / ₈ | 1050 x 600 x 757 | M_N_-S244218R | 960 | 1,144 |
| 36 x 24 x 29 ³ / ₈ | 900 x 600 x 757 | M_N_-S243618R | 896 | 1,071 |

Specify the surface type (5, 6). Specify the edge (N, 1, 2). Specify the accent color (A, S).

Right asymmetrical return shells – 24" D



Can accommodate 1 pedestal. 1 grommet.

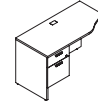
| | | | | |
|--|------------------|----------------|-----|-----|
| 48 x 24 x 29 ³ / ₈ | 1200 x 600 x 744 | M_NN_-R184824S | 791 | 935 |
| 42 x 24 x 29 ³ / ₈ | 1050 x 600 x 744 | M_NN_-R184224S | 766 | 912 |
| 36 x 24 x 29 ³ / ₈ | 900 x 600 x 744 | M_NN_-R183624S | 724 | 870 |

Specify the surface type (1, 2). Edge N. Specify the accent color (A, S).

| | | | | |
|--|------------------|---------------|-------|-------|
| 48 x 24 x 29 ³ / ₈ | 1200 x 600 x 757 | M_N_-R184824S | 1,008 | 1,201 |
| 42 x 24 x 29 ³ / ₈ | 1050 x 600 x 757 | M_N_-R184224S | 960 | 1,144 |
| 36 x 24 x 29 ³ / ₈ | 900 x 600 x 757 | M_N_-R183624S | 896 | 1,071 |

Specify the surface type (5, 6). Specify the edge (N, 1, 2). Specify the accent color (A, S).

Left asymmetrical executive returns



1 pedestal on left with lock. 1 box drawer and 1 file drawer with suspension bar. Pencil tray. 1 grommet.

| W x D x H (in) | W x D x H (mm) | Code | All Laminate (\$) | HPL Surfaces (\$) |
|--|------------------|---------------|-------------------|-------------------|
| 48 x 24 x 29 ³ / ₈ | 1200 x 600 x 744 | M_N_-F244818R | 1,371 | 1,635 |
| 42 x 24 x 29 ³ / ₈ | 1050 x 600 x 744 | M_N_-F244218R | 1,289 | 1,538 |
| 36 x 24 x 29 ³ / ₈ | 900 x 600 x 744 | M_N_-F243618R | 1,219 | 1,459 |

Specify the surface type (1, 2). Edge N. Specify the handle code (A, C, K, W, Z). Specify the accent color (A, S).

| | | | | |
|--|------------------|---------------|-------|-------|
| 48 x 24 x 29 ³ / ₈ | 1200 x 600 x 757 | M___-F244818R | 1,530 | 1,838 |
| 42 x 24 x 29 ³ / ₈ | 1050 x 600 x 757 | M___-F244218R | 1,459 | 1,738 |
| 36 x 24 x 29 ³ / ₈ | 900 x 600 x 757 | M___-F243618R | 1,384 | 1,660 |

Specify the surface type (5, 6). Specify the edge (N, 1, 2). Specify the handle code (A, C, K, W, Z). Specify the accent color (A, S).

Right asymmetrical executive returns



1 pedestal on right with lock. 1 box drawer and 1 file drawer with suspension bar. Pencil tray. 1 grommet.

| | | | | |
|--|------------------|---------------|-------|-------|
| 48 x 24 x 29 ³ / ₈ | 1200 x 600 x 744 | M_N_-R184824F | 1,371 | 1,635 |
| 42 x 24 x 29 ³ / ₈ | 1050 x 600 x 744 | M_N_-R184224F | 1,289 | 1,538 |
| 36 x 24 x 29 ³ / ₈ | 900 x 600 x 744 | M_N_-R183624F | 1,219 | 1,459 |

Specify the surface type (1, 2). Edge N. Specify the handle code (A, C, K, W, Z). Specify the accent color (A, S).

| | | | | |
|--|------------------|---------------|-------|-------|
| 48 x 24 x 29 ³ / ₈ | 1200 x 600 x 757 | M___-R184824F | 1,530 | 1,838 |
| 42 x 24 x 29 ³ / ₈ | 1050 x 600 x 757 | M___-R184224F | 1,459 | 1,738 |
| 36 x 24 x 29 ³ / ₈ | 900 x 600 x 757 | M___-R183624F | 1,384 | 1,660 |

Specify the surface type (5, 6). Specify the edge (N, 1, 2). Specify the handle code (A, C, K, W, Z). Specify the accent color (A, S).

Bridge-returns



Full-height modesty panel. 1 grommet.

| | | | | |
|--|------------------|--------------|-----|-----|
| 48 x 24 x 29 ³ / ₈ | 1200 x 600 x 744 | M_NN_-BR2448 | 613 | 742 |
| 42 x 24 x 29 ³ / ₈ | 1050 x 600 x 744 | M_NN_-BR2442 | 570 | 686 |
| 36 x 24 x 29 ³ / ₈ | 900 x 600 x 744 | M_NN_-BR2436 | 540 | 645 |
| 48 x 18 x 29 ³ / ₈ | 1200 x 450 x 744 | M_NN_-BR1848 | 476 | 580 |
| 42 x 18 x 29 ³ / ₈ | 1050 x 450 x 744 | M_NN_-BR1842 | 451 | 549 |
| 36 x 18 x 29 ³ / ₈ | 900 x 450 x 744 | M_NN_-BR1836 | 427 | 517 |

Specify the surface type (1, 2). Edge N. Specify the accent color (A, S).

| | | | | |
|--|------------------|-------------|-----|-----|
| 48 x 24 x 29 ³ / ₈ | 1200 x 600 x 757 | M_N_-BR2448 | 752 | 896 |
| 42 x 24 x 29 ³ / ₈ | 1050 x 600 x 757 | M_N_-BR2442 | 710 | 856 |
| 36 x 24 x 29 ³ / ₈ | 900 x 600 x 757 | M_N_-BR2436 | 677 | 823 |
| 48 x 18 x 29 ³ / ₈ | 1200 x 450 x 757 | M_N_-BR1848 | 563 | 677 |
| 42 x 18 x 29 ³ / ₈ | 1050 x 450 x 757 | M_N_-BR1842 | 540 | 645 |
| 36 x 18 x 29 ³ / ₈ | 900 x 450 x 757 | M_N_-BR1836 | 510 | 620 |

Specify the surface type (5, 6). Specify the edge (N, 1, 2). Specify the accent color (A, S).

Left asymmetrical bridge-returns



Full-height modesty panel. 1 grommet.

| | | | | |
|--|------------------|----------------|-----|-----|
| 48 x 24 x 29 ³ / ₈ | 1200 x 600 x 744 | M_NN_-BR244818 | 694 | 839 |
| 42 x 24 x 29 ³ / ₈ | 1050 x 600 x 744 | M_NN_-BR244218 | 653 | 791 |

Specify the surface type (1, 2). Edge N. Specify the accent color (A, S).

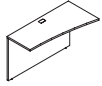
| | | | | |
|--|------------------|---------------|-----|-----|
| 48 x 24 x 29 ³ / ₈ | 1200 x 600 x 757 | M_N_-BR244818 | 831 | 998 |
| 42 x 24 x 29 ³ / ₈ | 1050 x 600 x 757 | M_N_-BR244218 | 798 | 960 |

Specify the surface type (5, 6). Specify the edge (N, 1, 2). Specify the accent color (A, S).



All Laminate (\$)
HPL Surfaces (\$)

Right asymmetrical bridge-returns



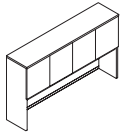
| W x D x H (in) | W x D x H (mm) | Code | All Laminate (\$) | HPL Surfaces (\$) |
|--|------------------|----------------|-------------------|-------------------|
| <i>Full-height modesty panel. 1 grommet.</i> | | | | |
| 48 x 24 x 29 ³ / ₈ | 1200 x 600 x 744 | M_NN_-BR184824 | 694 | 839 |
| 42 x 24 x 29 ³ / ₈ | 1050 x 600 x 744 | M_NN_-BR184224 | 653 | 791 |

Specify the surface type (1, 2). Edge N. Specify the accent color (A, S).

| | | | | |
|--|------------------|---------------|-----|-----|
| 48 x 24 x 29 ⁷ / ₈ | 1200 x 600 x 757 | M_N_-BR184824 | 831 | 998 |
| 42 x 24 x 29 ⁷ / ₈ | 1050 x 600 x 757 | M_N_-BR184224 | 798 | 960 |

Specify the surface type (5, 6). Specify the edge (N, 1, 2). Specify the accent color (A, S).

Hutches with laminate doors – 44" H



72" to 60": 4 doors
54" to 48": 3 doors

Clearance: 20¹/₂" (521 mm). Adjustable shelves. 1 grommet. Full-width wire access. Can accommodate a tackboard, refer to page 35.

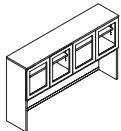
| | | | | |
|--------------|-------------------|----------------|-------|-----|
| 72 x 16 x 44 | 1800 x 400 x 1099 | M1NN_-E724416P | 1,892 | N/A |
| 66 x 16 x 44 | 1650 x 400 x 1099 | M1NN_-E664416P | 1,814 | N/A |
| 60 x 16 x 44 | 1500 x 400 x 1099 | M1NN_-E604416P | 1,732 | N/A |
| 54 x 16 x 44 | 1350 x 400 x 1099 | M1NN_-E544416P | 1,640 | N/A |
| 48 x 16 x 44 | 1200 x 400 x 1099 | M1NN_-E484416P | 1,564 | N/A |

Edge N. Specify the accent color (A, S). To be used with 1" surfaces.

| | | | | |
|--------------|-------------------|----------------|-------|-----|
| 72 x 16 x 44 | 1800 x 400 x 1099 | M5_N_-E724416P | 2,081 | N/A |
| 66 x 16 x 44 | 1650 x 400 x 1099 | M5_N_-E664416P | 1,983 | N/A |
| 60 x 16 x 44 | 1500 x 400 x 1099 | M5_N_-E604416P | 1,910 | N/A |
| 54 x 16 x 44 | 1350 x 400 x 1099 | M5_N_-E544416P | 1,821 | N/A |
| 48 x 16 x 44 | 1200 x 400 x 1099 | M5_N_-E484416P | 1,709 | N/A |

Specify the edge (N, 1, 2). Specify the accent color (A, S). To be used with 1¹/₂" surfaces.

Hutches with translucent doors – 44" H



72" to 60": 4 doors
54" to 48": 3 doors

Door insert option, change T to: X Matrix, add \$645 (72"-60"); X Matrix, add \$484 (54"-48").

Clearance: 20¹/₂" (521 mm). Adjustable shelves. 1 grommet. Full-width wire access. Can accommodate a tackboard, refer to page 35.

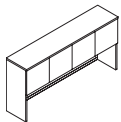
| | | | | |
|--------------|-------------------|----------------|-------|-----|
| 72 x 16 x 44 | 1800 x 400 x 1099 | M1NNS-E724416T | 2,732 | N/A |
| 66 x 16 x 44 | 1650 x 400 x 1099 | M1NNS-E664416T | 2,651 | N/A |
| 60 x 16 x 44 | 1500 x 400 x 1099 | M1NNS-E604416T | 2,571 | N/A |
| 54 x 16 x 44 | 1350 x 400 x 1099 | M1NNS-E544416T | 2,271 | N/A |
| 48 x 16 x 44 | 1200 x 400 x 1099 | M1NNS-E484416T | 2,191 | N/A |

Edge N. To be used with 1" surfaces.

| | | | | |
|--------------|-------------------|----------------|-------|-----|
| 72 x 16 x 44 | 1800 x 400 x 1099 | M5_NS-E724416T | 2,918 | N/A |
| 66 x 16 x 44 | 1650 x 400 x 1099 | M5_NS-E664416T | 2,819 | N/A |
| 60 x 16 x 44 | 1500 x 400 x 1099 | M5_NS-E604416T | 2,749 | N/A |
| 54 x 16 x 44 | 1350 x 400 x 1099 | M5_NS-E544416T | 2,449 | N/A |
| 48 x 16 x 44 | 1200 x 400 x 1099 | M5_NS-E484416T | 2,337 | N/A |

Specify the edge (N, 1, 2). Accent color S. To be used with 1¹/₂" surfaces.

Hutches with laminate doors – 36" H



72" to 60": 4 doors
54" to 48": 3 doors

Clearance: 17" (432 mm). 1 grommet. Full-width wire access. Can accommodate a tackboard, refer to page 35.

| | | | | |
|--------------|------------------|----------------|-------|-----|
| 72 x 16 x 36 | 1800 x 400 x 900 | M1NN_-E723616P | 1,725 | N/A |
| 66 x 16 x 36 | 1650 x 400 x 900 | M1NN_-E663616P | 1,640 | N/A |
| 60 x 16 x 36 | 1500 x 400 x 900 | M1NN_-E603616P | 1,564 | N/A |
| 54 x 16 x 36 | 1350 x 400 x 900 | M1NN_-E543616P | 1,475 | N/A |
| 48 x 16 x 36 | 1200 x 400 x 900 | M1NN_-E483616P | 1,402 | N/A |

Edge N. Specify the accent color (A, S). To be used with 1" surfaces.

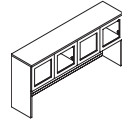
| | | | | |
|--------------|------------------|----------------|-------|-----|
| 72 x 16 x 36 | 1800 x 400 x 900 | M5_N_-E723616P | 1,910 | N/A |
| 66 x 16 x 36 | 1650 x 400 x 900 | M5_N_-E663616P | 1,821 | N/A |
| 60 x 16 x 36 | 1500 x 400 x 900 | M5_N_-E603616P | 1,738 | N/A |
| 54 x 16 x 36 | 1350 x 400 x 900 | M5_N_-E543616P | 1,654 | N/A |
| 48 x 16 x 36 | 1200 x 400 x 900 | M5_N_-E483616P | 1,538 | N/A |

Specify the edge (N, 1, 2). Specify the accent color (A, S). To be used with 1¹/₂" surfaces.



All Laminate (\$)
HPL Surfaces (\$)

Hutches with translucent doors – 36" H



72" to 60": 4 doors
54" to 48": 3 doors

Door insert option, change T to: X Matrix, add \$645 (72"-60"); X Matrix, add \$484 (54"-48").

Clearance: 17" (432 mm). 1 grommet. Full-width wire access. Can accommodate a tackboard, refer to page 35.

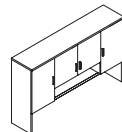
| | | | | |
|--------------|------------------|----------------|-------|-----|
| 72 x 16 x 36 | 1800 x 400 x 900 | M1NNS-E723616T | 2,566 | N/A |
| 66 x 16 x 36 | 1650 x 400 x 900 | M1NNS-E663616T | 2,481 | N/A |
| 60 x 16 x 36 | 1500 x 400 x 900 | M1NNS-E603616T | 2,401 | N/A |
| 54 x 16 x 36 | 1350 x 400 x 900 | M1NNS-E543616T | 2,106 | N/A |
| 48 x 16 x 36 | 1200 x 400 x 900 | M1NNS-E483616T | 2,029 | N/A |

Edge N. Accent color S. To be used with 1" surfaces.

| | | | | |
|--------------|-------------------|----------------|-------|-----|
| 72 x 16 x 36 | 1800 x 400 x 1099 | M5_NS-E723616T | 2,749 | N/A |
| 66 x 16 x 36 | 1650 x 400 x 1099 | M5_NS-E663616T | 2,662 | N/A |
| 60 x 16 x 36 | 1500 x 400 x 1099 | M5_NS-E603616T | 2,577 | N/A |
| 54 x 16 x 36 | 1350 x 400 x 1099 | M5_NS-E543616T | 2,281 | N/A |
| 48 x 16 x 36 | 1200 x 400 x 1099 | M5_NS-E483616T | 2,167 | N/A |

Specify the edge (N, 1, 2). Accent color S. To be used with 1¹/₂" surfaces.

Hutches with laminate doors – low profile



Clearance: 13⁵/₈" - 22¹³/₁₆" (346 mm - 579 mm). 1 adjustable shelf on each low profile side. 1 grommet. Full-width wire access. Can accommodate a LGC-LE25. Tackboard not available.

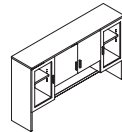
| | | | | |
|--------------|-------------------|----------------|-------|-----|
| 72 x 16 x 44 | 1800 x 400 x 1099 | M1N_-EL724416P | 2,337 | N/A |
|--------------|-------------------|----------------|-------|-----|

Edge N. Specify the handle code (A, C, K, W, Z). Specify the accent color (A, S). To be used with 1" surfaces.

| | | | | |
|--------------|-------------------|---------------|-------|-----|
| 72 x 16 x 44 | 1800 x 400 x 1099 | M5_-EL724416P | 2,523 | N/A |
|--------------|-------------------|---------------|-------|-----|

Specify the edge (N, 1, 2). Specify the handle code (A, C, K, W, Z). Specify the accent color (A, S). To be used with 1¹/₂" surfaces.

Hutches with translucent doors – low profile



Door insert option, change T to: X Matrix, add \$484.

Clearance: 13⁵/₈" - 22¹³/₁₆" (346 mm - 579 mm). 1 adjustable shelf on each low profile side. 1 grommet. Full-width wire access. Can accommodate a LGC-LE25. Tackboard not available.

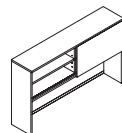
| | | | | |
|--------------|-------------------|-----------------|-------|-----|
| 72 x 16 x 44 | 1800 x 400 x 1099 | M1N_S-EL724416T | 2,869 | N/A |
|--------------|-------------------|-----------------|-------|-----|

Edge N. Accent color S. Specify the handle code (A, C, K, W, Z). To be used with 1" surfaces.

| | | | | |
|--------------|-------------------|----------------|-------|-----|
| 72 x 16 x 44 | 1800 x 400 x 1099 | M5_S-EL724416T | 3,063 | N/A |
|--------------|-------------------|----------------|-------|-----|

Specify the edge (N, 1, 2). Accent color S. Specify the handle code (A, C, K, W, Z). To be used with 1¹/₂" surfaces.

Hutches with laminate sliding door – 44" H



Sliding door covers half of the storage. Clearance: 20¹/₂" (521 mm). Adjustable shelves. 1 grommet. Full-width wire access. Can accommodate a tackboard, refer to page 35.

| | | | | |
|--------------|-------------------|-----------------|-------|-----|
| 72 x 16 x 44 | 1800 x 400 x 1099 | M1NN_-EC724416P | 2,264 | N/A |
| 66 x 16 x 44 | 1650 x 400 x 1099 | M1NN_-EC664416P | 2,175 | N/A |
| 60 x 16 x 44 | 1500 x 400 x 1099 | M1NN_-EC604416P | 2,087 | N/A |
| 54 x 16 x 44 | 1350 x 400 x 1099 | M1NN_-EC544416P | 2,008 | N/A |
| 48 x 16 x 44 | 1200 x 400 x 1099 | M1NN_-EC484416P | 1,910 | N/A |

Edge N. Specify the accent color (A, S). To be used with 1" surfaces.

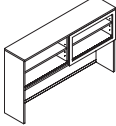
| | | | | |
|--------------|-------------------|-----------------|-------|-----|
| 72 x 16 x 44 | 1800 x 400 x 1099 | M5_N_-EC724416P | 2,481 | N/A |
| 66 x 16 x 44 | 1650 x 400 x 1099 | M5_N_-EC664416P | 2,387 | N/A |
| 60 x 16 x 44 | 1500 x 400 x 1099 | M5_N_-EC604416P | 2,305 | N/A |
| 54 x 16 x 44 | 1350 x 400 x 1099 | M5_N_-EC544416P | 2,217 | N/A |
| 48 x 16 x 44 | 1200 x 400 x 1099 | M5_N_-EC484416P | 2,118 | N/A |

Specify the edge (N, 1, 2). Specify the accent color (A, S). To be used with 1¹/₂" surfaces.



All Laminate (\$)
HPL Surfaces (\$)

Hutches with translucent sliding door – 44" H



Sliding door covers half of the storage. Clearance: 20½" (521 mm). Adjustable shelves. 1 grommet. Full-width wire access. Can accommodate a tackboard, refer to page 35.

| W x D x H (in) | W x D x H (mm) | Code | All Laminate (\$) | HPL Surfaces (\$) |
|----------------|-------------------|-----------------|-------------------|-------------------|
| 72 x 16 x 44 | 1800 x 400 x 1099 | M1NNS-EC724416T | 2,766 | N/A |
| 66 x 16 x 44 | 1650 x 400 x 1099 | M1NNS-EC664416T | 2,683 | N/A |
| 60 x 16 x 44 | 1500 x 400 x 1099 | M1NNS-EC604416T | 2,586 | N/A |
| 54 x 16 x 44 | 1350 x 400 x 1099 | M1NNS-EC544416T | 2,504 | N/A |
| 48 x 16 x 44 | 1200 x 400 x 1099 | M1NNS-EC484416T | 2,418 | N/A |

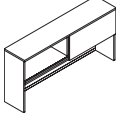
Door insert option, change T to: X Matrix, add \$484.

Edge N. Accent color S. To be used with 1" surfaces.

| | | | | |
|--------------|-------------------|-----------------|-------|-----|
| 72 x 16 x 44 | 1800 x 400 x 1099 | M5_NS-EC724416T | 2,982 | N/A |
| 66 x 16 x 44 | 1650 x 400 x 1099 | M5_NS-EC664416T | 2,894 | N/A |
| 60 x 16 x 44 | 1500 x 400 x 1099 | M5_NS-EC604416T | 2,805 | N/A |
| 54 x 16 x 44 | 1350 x 400 x 1099 | M5_NS-EC544416T | 2,716 | N/A |
| 48 x 16 x 44 | 1200 x 400 x 1099 | M5_NS-EC484416T | 2,627 | N/A |

Specify the edge (N, 1, 2). Accent color S. To be used with 1½" surfaces.

Hutches with laminate sliding door – 36" H



Sliding door covers half of the storage. Clearance: 17" (432 mm). 1 grommet. Full-width wire access. Can accommodate a tackboard, refer to page 35.

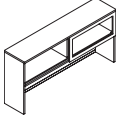
| W x D x H (in) | W x D x H (mm) | Code | All Laminate (\$) | HPL Surfaces (\$) |
|----------------|------------------|-----------------|-------------------|-------------------|
| 72 x 16 x 36 | 1800 x 400 x 900 | M1NN_-EC723616P | 2,095 | N/A |
| 66 x 16 x 36 | 1650 x 400 x 900 | M1NN_-EC663616P | 2,014 | N/A |
| 60 x 16 x 36 | 1500 x 400 x 900 | M1NN_-EC603616P | 1,918 | N/A |
| 54 x 16 x 36 | 1350 x 400 x 900 | M1NN_-EC543616P | 1,838 | N/A |
| 48 x 16 x 36 | 1200 x 400 x 900 | M1NN_-EC483616P | 1,738 | N/A |

Edge N. Specify the accent color (A, S). To be used with 1" surfaces.

| | | | | |
|--------------|------------------|-----------------|-------|-----|
| 72 x 16 x 36 | 1800 x 400 x 900 | M5_N_-EC723616P | 2,314 | N/A |
| 66 x 16 x 36 | 1650 x 400 x 900 | M5_N_-EC663616P | 2,224 | N/A |
| 60 x 16 x 36 | 1500 x 400 x 900 | M5_N_-EC603616P | 2,135 | N/A |
| 54 x 16 x 36 | 1350 x 400 x 900 | M5_N_-EC543616P | 2,047 | N/A |
| 48 x 16 x 36 | 1200 x 400 x 900 | M5_N_-EC483616P | 1,950 | N/A |

Specify the edge (N, 1, 2). Specify the accent color (A, S). To be used with 1½" surfaces.

Hutches with translucent sliding door – 36" H



Sliding door covers half of the storage. Clearance: 17" (432 mm). 1 grommet. Full-width wire access. Can accommodate a tackboard, refer to page 35.

| W x D x H (in) | W x D x H (mm) | Code | All Laminate (\$) | HPL Surfaces (\$) |
|----------------|------------------|-----------------|-------------------|-------------------|
| 72 x 16 x 36 | 1800 x 400 x 900 | M1NNS-EC723616T | 2,594 | N/A |
| 66 x 16 x 36 | 1650 x 400 x 900 | M1NNS-EC663616T | 2,514 | N/A |
| 60 x 16 x 36 | 1500 x 400 x 900 | M1NNS-EC603616T | 2,425 | N/A |
| 54 x 16 x 36 | 1350 x 400 x 900 | M1NNS-EC543616T | 2,337 | N/A |
| 48 x 16 x 36 | 1200 x 400 x 900 | M1NNS-EC483616T | 2,247 | N/A |

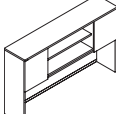
Door insert option, change T to: X Matrix, add \$484.

Edge N. Accent color S. To be used with 1" surfaces.

| | | | | |
|--------------|------------------|-----------------|-------|-----|
| 72 x 16 x 36 | 1800 x 400 x 900 | M5_NS-EC723616T | 2,812 | N/A |
| 66 x 16 x 36 | 1650 x 400 x 900 | M5_NS-EC663616T | 2,724 | N/A |
| 60 x 16 x 36 | 1500 x 400 x 900 | M5_NS-EC603616T | 2,644 | N/A |
| 54 x 16 x 36 | 1350 x 400 x 900 | M5_NS-EC543616T | 2,546 | N/A |
| 48 x 16 x 36 | 1200 x 400 x 900 | M5_NS-EC483616T | 2,461 | N/A |

Specify the edge (N, 1, 2). Accent color S. To be used with 1½" surfaces.

Hutches with laminate doors, opened center – 44" H



Clearance: 20½" (513 mm). Adjustable shelves. 1 grommet. Full-width wire access. Can accommodate a tackboard, refer to page 35.

| W x D x H (in) | W x D x H (mm) | Code | All Laminate (\$) | HPL Surfaces (\$) |
|----------------|-------------------|-----------------|-------------------|-------------------|
| 72 x 16 x 44 | 1800 x 400 x 1099 | M1NN_-E0724416P | 1,814 | N/A |
| 66 x 16 x 44 | 1650 x 400 x 1099 | M1NN_-E0664416P | 1,725 | N/A |
| 60 x 16 x 44 | 1500 x 400 x 1099 | M1NN_-E0604416P | 1,654 | N/A |
| 54 x 16 x 44 | 1350 x 400 x 1099 | M1NN_-E0544416P | 1,557 | N/A |
| 48 x 16 x 44 | 1200 x 400 x 1099 | M1NN_-E0484416P | 1,482 | N/A |

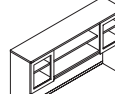
Edge N. Specify the accent color (A, S). To be used with 1" surfaces.

Hutches with laminate doors, opened center – 44" H (cont'd)

| | | | | |
|--------------|-------------------|-----------------|-------|-----|
| 72 x 16 x 44 | 1800 x 400 x 1099 | M5_N_-E0724416P | 2,001 | N/A |
| 66 x 16 x 44 | 1650 x 400 x 1099 | M5_N_-E0664416P | 1,904 | N/A |
| 60 x 16 x 44 | 1500 x 400 x 1099 | M5_N_-E0604416P | 1,829 | N/A |
| 54 x 16 x 44 | 1350 x 400 x 1099 | M5_N_-E0544416P | 1,732 | N/A |
| 48 x 16 x 44 | 1200 x 400 x 1099 | M5_N_-E0484416P | 1,628 | N/A |

Specify the edge (N, 1, 2). Specify the accent color (A, S). To be used with 1½" surfaces.

Hutches with translucent doors, opened center – 44" H



Clearance: 20½" (513 mm). Adjustable shelves. 1 grommet. Full-width wire access. Can accommodate a tackboard, refer to page 35.

| | | | | |
|--------------|-------------------|-----------------|-------|-----|
| 72 x 16 x 44 | 1800 x 400 x 1099 | M1NNS-E0724416T | 2,217 | N/A |
| 66 x 16 x 44 | 1650 x 400 x 1099 | M1NNS-E0664416T | 2,129 | N/A |
| 60 x 16 x 44 | 1500 x 400 x 1099 | M1NNS-E0604416T | 2,057 | N/A |
| 54 x 16 x 44 | 1350 x 400 x 1099 | M1NNS-E0544416T | 1,959 | N/A |
| 48 x 16 x 44 | 1200 x 400 x 1099 | M1NNS-E0484416T | 1,882 | N/A |

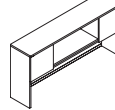
Door insert option, change T to: X Matrix, add \$323.

Edge N. Accent color S. To be used with 1" surfaces.

| | | | | |
|--------------|-------------------|-----------------|-------|-----|
| 72 x 16 x 44 | 1800 x 400 x 1099 | M5_NS-E0724416T | 2,401 | N/A |
| 66 x 16 x 44 | 1650 x 400 x 1099 | M5_NS-E0664416T | 2,305 | N/A |
| 60 x 16 x 44 | 1500 x 400 x 1099 | M5_NS-E0604416T | 2,231 | N/A |
| 54 x 16 x 44 | 1350 x 400 x 1099 | M5_NS-E0544416T | 2,135 | N/A |
| 48 x 16 x 44 | 1200 x 400 x 1099 | M5_NS-E0484416T | 2,029 | N/A |

Specify the edge (N, 1, 2). Accent color S. To be used with 1½" surfaces.

Hutches with laminate doors, opened center – 36" H



Clearance: 17" (432 mm). 1 grommet. Full-width wire access. Can accommodate a tackboard, refer to page 35.

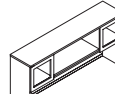
| | | | | |
|--------------|------------------|-----------------|-------|-----|
| 72 x 16 x 36 | 1800 x 400 x 900 | M1NN_-E0723616P | 1,640 | N/A |
| 66 x 16 x 36 | 1650 x 400 x 900 | M1NN_-E0663616P | 1,557 | N/A |
| 60 x 16 x 36 | 1500 x 400 x 900 | M1NN_-E0603616P | 1,482 | N/A |
| 54 x 16 x 36 | 1350 x 400 x 900 | M1NN_-E0543616P | 1,395 | N/A |
| 48 x 16 x 36 | 1200 x 400 x 900 | M1NN_-E0483616P | 1,317 | N/A |

Edge N. Specify the accent color (A, S). To be used with 1" surfaces.

| | | | | |
|--------------|------------------|-----------------|-------|-----|
| 72 x 16 x 36 | 1800 x 400 x 900 | M5_N_-E0723616P | 1,829 | N/A |
| 66 x 16 x 36 | 1650 x 400 x 900 | M5_N_-E0663616P | 1,732 | N/A |
| 60 x 16 x 36 | 1500 x 400 x 900 | M5_N_-E0603616P | 1,660 | N/A |
| 54 x 16 x 36 | 1350 x 400 x 900 | M5_N_-E0543616P | 1,564 | N/A |
| 48 x 16 x 36 | 1200 x 400 x 900 | M5_N_-E0483616P | 1,459 | N/A |

Specify the edge (N, 1, 2). Specify the accent color (A, S). To be used with 1½" surfaces.

Hutches with translucent doors, opened center – 36" H



Clearance: 17" (432 mm). 1 grommet. Full-width wire access. Can accommodate a tackboard, refer to page 35.

| | | | | |
|--------------|------------------|-----------------|-------|-----|
| 72 x 16 x 36 | 1800 x 400 x 900 | M1NNS-E0723616T | 2,047 | N/A |
| 66 x 16 x 36 | 1650 x 400 x 900 | M1NNS-E0663616T | 1,959 | N/A |
| 60 x 16 x 36 | 1500 x 400 x 900 | M1NNS-E0603616T | 1,882 | N/A |
| 54 x 16 x 36 | 1350 x 400 x 900 | M1NNS-E0543616T | 1,798 | N/A |
| 48 x 16 x 36 | 1200 x 400 x 900 | M1NNS-E0483616T | 1,716 | N/A |

Door insert option, change T to: X Matrix, add \$323.

Edge N. Accent color S. To be used with 1" surfaces.

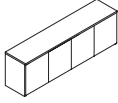
| | | | | |
|--------------|------------------|-----------------|-------|-----|
| 72 x 16 x 36 | 1800 x 400 x 900 | M5_NS-E0723616T | 2,231 | N/A |
| 66 x 16 x 36 | 1650 x 400 x 900 | M5_NS-E0663616T | 2,135 | N/A |
| 60 x 16 x 36 | 1500 x 400 x 900 | M5_NS-E0603616T | 2,062 | N/A |
| 54 x 16 x 36 | 1350 x 400 x 900 | M5_NS-E0543616T | 1,967 | N/A |
| 48 x 16 x 36 | 1200 x 400 x 900 | M5_NS-E0483616T | 1,863 | N/A |

Specify the edge (N, 1, 2). Accent color S. To be used with 1½" surfaces.



All Laminate (\$)
HPL Surfaces (\$)

Wall-mounted hutches with laminate doors – 22" H



72" to 60": 4 doors
54" to 48": 3 doors

Adjustable shelves. Hanger bar included for wall-mount installation. Can accommodate a tackboard, refer to page 35.

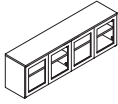
| W x D x H (in) | W x D x H (mm) | Code | All Laminate (\$) | HPL Surfaces (\$) |
|----------------|------------------|-----------------|-------------------|-------------------|
| 72 x 16 x 22 | 1800 x 400 x 567 | M1NNN-EM722216P | 1,814 | N/A |
| 66 x 16 x 22 | 1650 x 400 x 567 | M1NNN-EM662216P | 1,725 | N/A |
| 60 x 16 x 22 | 1500 x 400 x 567 | M1NNN-EM602216P | 1,654 | N/A |
| 54 x 16 x 22 | 1350 x 400 x 567 | M1NNN-EM542216P | 1,557 | N/A |
| 48 x 16 x 22 | 1200 x 400 x 567 | M1NNN-EM482216P | 1,482 | N/A |

Edge N. To be used with 1" surfaces.

| | | | | |
|--------------|------------------|-----------------|-------|-----|
| 72 x 16 x 22 | 1800 x 400 x 567 | M5_NN-EM722216P | 2,001 | N/A |
| 66 x 16 x 22 | 1650 x 400 x 567 | M5_NN-EM662216P | 1,904 | N/A |
| 60 x 16 x 22 | 1500 x 400 x 567 | M5_NN-EM602216P | 1,829 | N/A |
| 54 x 16 x 22 | 1350 x 400 x 567 | M5_NN-EM542216P | 1,732 | N/A |
| 48 x 16 x 22 | 1200 x 400 x 567 | M5_NN-EM482216P | 1,628 | N/A |

Specify the edge (N, 1, 2). To be used with 1½" surfaces.

Wall-mounted hutches with translucent doors – 22" H



Door insert option, change T to: X Matrix.
72" to 60": 4 doors
X Matrix, add \$645;
54" to 48": 3 doors
X Matrix, add \$484.

Adjustable shelves. Hanger bar included for wall-mount installation. Can accommodate a tackboard, refer to page 35.

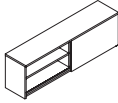
| W x D x H (in) | W x D x H (mm) | Code | All Laminate (\$) | HPL Surfaces (\$) |
|----------------|------------------|-----------------|-------------------|-------------------|
| 72 x 16 x 22 | 1800 x 400 x 567 | M1NNS-EM722216T | 2,620 | N/A |
| 66 x 16 x 22 | 1650 x 400 x 567 | M1NNS-EM662216T | 2,531 | N/A |
| 60 x 16 x 22 | 1500 x 400 x 567 | M1NNS-EM602216T | 2,461 | N/A |
| 54 x 16 x 22 | 1350 x 400 x 567 | M1NNS-EM542216T | 2,161 | N/A |
| 48 x 16 x 22 | 1200 x 400 x 567 | M1NNS-EM482216T | 2,087 | N/A |

Edge N. Accent color S. To be used with 1" surfaces.

| | | | | |
|--------------|------------------|-----------------|-------|-----|
| 72 x 16 x 22 | 1800 x 400 x 567 | M5_NS-EM722216T | 2,805 | N/A |
| 66 x 16 x 22 | 1650 x 400 x 567 | M5_NS-EM662216T | 2,706 | N/A |
| 60 x 16 x 22 | 1500 x 400 x 567 | M5_NS-EM602216T | 2,635 | N/A |
| 54 x 16 x 22 | 1350 x 400 x 567 | M5_NS-EM542216T | 2,337 | N/A |
| 48 x 16 x 22 | 1200 x 400 x 567 | M5_NS-EM482216T | 2,231 | N/A |

Specify the edge (N, 1, 2). Accent color S. To be used with 1½" surfaces.

Wall-mounted hutches with laminate doors – 22" H



Door insert option, change T to: X Matrix.

Adjustable shelves. Hanger bar included for wall-mount installation. Can accommodate a tackboard, refer to page 35.

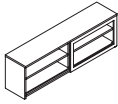
| W x D x H (in) | W x D x H (mm) | Code | All Laminate (\$) | HPL Surfaces (\$) |
|----------------|------------------|------------------|-------------------|-------------------|
| 72 x 16 x 22 | 1800 x 400 x 567 | M1NNN-EMC722216P | 2,175 | N/A |
| 66 x 16 x 22 | 1650 x 400 x 567 | M1NNN-EMC662216P | 2,095 | N/A |
| 60 x 16 x 22 | 1500 x 400 x 567 | M1NNN-EMC602216P | 2,022 | N/A |
| 54 x 16 x 22 | 1350 x 400 x 567 | M1NNN-EMC542216P | 1,926 | N/A |
| 48 x 16 x 22 | 1200 x 400 x 567 | M1NNN-EMC482216P | 1,854 | N/A |

Edge N. To be used with 1" surfaces.

| | | | | |
|--------------|------------------|------------------|-------|-----|
| 72 x 16 x 22 | 1800 x 400 x 567 | M5_NN-EMC722216P | 2,362 | N/A |
| 66 x 16 x 22 | 1650 x 400 x 567 | M5_NN-EMC662216P | 2,271 | N/A |
| 60 x 16 x 22 | 1500 x 400 x 567 | M5_NN-EMC602216P | 2,191 | N/A |
| 54 x 16 x 22 | 1350 x 400 x 567 | M5_NN-EMC542216P | 2,106 | N/A |
| 48 x 16 x 22 | 1200 x 400 x 567 | M5_NN-EMC482216P | 2,001 | N/A |

Specify the edge (N, 1, 2). To be used with 1½" surfaces.

Wall-mounted hutches with translucent sliding door – 22" H



Door insert option, change T to: X Matrix, add \$484.

Adjustable shelves. Hanger bar included for wall-mount installation. Can accommodate a tackboard, refer to page 35.

| W x D x H (in) | W x D x H (mm) | Code | All Laminate (\$) | HPL Surfaces (\$) |
|----------------|------------------|------------------|-------------------|-------------------|
| 72 x 16 x 22 | 1800 x 400 x 567 | M1NNS-EMC722216T | 2,662 | N/A |
| 66 x 16 x 22 | 1650 x 400 x 567 | M1NNS-EMC662216T | 2,577 | N/A |
| 60 x 16 x 22 | 1500 x 400 x 567 | M1NNS-EMC602216T | 2,504 | N/A |
| 54 x 16 x 22 | 1350 x 400 x 567 | M1NNS-EMC542216T | 2,410 | N/A |
| 48 x 16 x 22 | 1200 x 400 x 567 | M1NNS-EMC482216T | 2,337 | N/A |

Edge N. Accent color S. To be used with 1" surfaces.



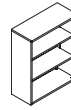
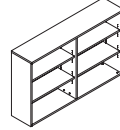
All Laminate (\$)
HPL Surfaces (\$)

Wall-mounted hutches with translucent sliding door – 22" H (cont'd)

| W x D x H (in) | W x D x H (mm) | Code | All Laminate (\$) | HPL Surfaces (\$) |
|----------------|------------------|------------------|-------------------|-------------------|
| 72 x 16 x 22 | 1800 x 400 x 567 | M5_NS-EMC722216T | 2,846 | N/A |
| 66 x 16 x 22 | 1650 x 400 x 567 | M5_NS-EMC662216T | 2,755 | N/A |
| 60 x 16 x 22 | 1500 x 400 x 567 | M5_NS-EMC602216T | 2,676 | N/A |
| 54 x 16 x 22 | 1350 x 400 x 567 | M5_NS-EMC542216T | 2,586 | N/A |
| 48 x 16 x 22 | 1200 x 400 x 567 | M5_NS-EMC482216T | 2,481 | N/A |

Specify the edge (N, 1, 2). Accent color S. To be used with 1½" surfaces.

Open bookcase hutches – 44" H



Adjustable shelves. Can accommodate a tackboard, refer to page 35.

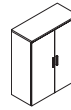
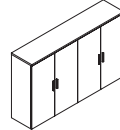
| | | | | |
|--------------|-------------------|----------------|-------|-----|
| 72 x 16 x 44 | 1800 x 400 x 1099 | M1NNN-EB724416 | 1,564 | N/A |
| 36 x 16 x 44 | 900 x 400 x 1099 | M1NNN-EB364416 | 998 | N/A |

Edge N. To be used with 1" surfaces.

| | | | | |
|--------------|-------------------|----------------|-------|-----|
| 72 x 16 x 44 | 1800 x 400 x 1099 | M5_NN-EB724416 | 1,738 | N/A |
| 36 x 16 x 44 | 900 x 400 x 1099 | M5_NN-EB364416 | 1,080 | N/A |

Specify the edge (N, 1, 2). To be used with 1½" surfaces.

Bookcase hutches with doors – 44" H



Adjustable shelves. Can accommodate a tackboard, refer to page 35.

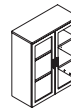
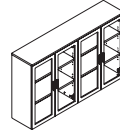
| | | | | |
|--------------|-------------------|-----------------|-------|-----|
| 72 x 16 x 44 | 1800 x 400 x 1099 | M1N__-EB724416P | 2,305 | N/A |
| 36 x 16 x 44 | 900 x 400 x 1099 | M1N__-EB364416P | 1,371 | N/A |

Edge N. Specify the handle code (A, C, K, W, Z). Specify the accent color (A, S). To be used with 1" surfaces.

| | | | | |
|--------------|-------------------|----------------|-------|-----|
| 72 x 16 x 44 | 1800 x 400 x 1099 | M5__-EB724416P | 2,481 | N/A |
| 36 x 16 x 44 | 900 x 400 x 1099 | M5__-EB364416P | 1,459 | N/A |

Specify the edge (N, 1, 2). Specify the handle code (A, C, K, W, Z). Specify the accent color (A, S). To be used with 1½" surfaces.

Bookcase hutches with translucent doors – 44" H



Adjustable shelves. Can accommodate a tackboard, refer to page 35.

| | | | | |
|--------------|-------------------|-----------------|-------|-----|
| 72 x 16 x 44 | 1800 x 400 x 1099 | M1N_S-EB724416T | 3,591 | N/A |
| 36 x 16 x 44 | 900 x 400 x 1099 | M1N_S-EB364416T | 2,014 | N/A |

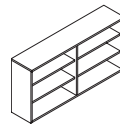
Edge N. Accent color S. Specify the handle code (A, C, K, W, Z). To be used with 1" surfaces.

| | | | | |
|--------------|-------------------|-----------------|-------|-----|
| 72 x 16 x 44 | 1800 x 400 x 1099 | M5__S-EB724416T | 3,772 | N/A |
| 36 x 16 x 44 | 900 x 400 x 1099 | M5__S-EB364416T | 2,107 | N/A |

Specify the edge (N, 1, 2). Accent color S. Specify the handle code (A, C, K, W, Z). To be used with 1½" surfaces.

Door insert option, change T to: X Matrix, add \$1,289 for EB724416X; add \$645 for EB364416X.

Open bookcase hutches – 36" H



Adjustable shelves. Can accommodate a tackboard, refer to page 35.

| | | | | |
|--------------|------------------|----------------|-------|-----|
| 72 x 16 x 36 | 1800 x 400 x 900 | M1NNN-EB723616 | 1,411 | N/A |
| 36 x 16 x 36 | 900 x 400 x 900 | M1NNN-EB363616 | 896 | N/A |

Edge N. To be used with 1" surfaces.

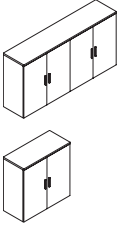
| | | | | |
|--------------|------------------|----------------|-------|-----|
| 72 x 16 x 36 | 1800 x 400 x 900 | M5_NN-EB723616 | 1,564 | N/A |
| 36 x 16 x 36 | 900 x 400 x 900 | M5_NN-EB363616 | 973 | N/A |

Specify the edge (N, 1, 2). To be used with 1½" surfaces.



All HPL Laminate (\$)
Surfaces (\$)

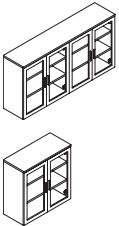
Bookcase hutches with laminate doors – 36" H



| W x D x H (in) | W x D x H (mm) | Code | All Laminate (\$) | HPL Surfaces (\$) |
|--|------------------|-----------------|-------------------|-------------------|
| <i>Adjustable shelves. Can accommodate a tackboard, refer to page 35.</i> | | | | |
| 72 x 16 x 36 | 1800 x 400 x 900 | M1N_--EB723616P | 2,081 | N/A |
| 36 x 16 x 36 | 900 x 400 x 900 | M1N_--EB363616P | 1,232 | N/A |
| Edge N. Specify the handle code (A, C, K, W, Z). To be used with 1" surfaces. | | | | |
| 72 x 16 x 36 | 1800 x 400 x 900 | M5_--EB723616P | 2,231 | N/A |
| 36 x 16 x 36 | 900 x 400 x 900 | M5_--EB363616P | 1,317 | N/A |

Specify the edge (N, 1, 2). Specify the handle code (A, C, K, W, Z). To be used with 1½" surfaces.

Bookcase hutches with translucent doors – 36" H

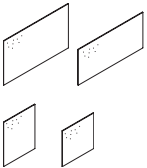


| W x D x H (in) | W x D x H (mm) | Code | All Laminate (\$) | HPL Surfaces (\$) |
|--|------------------|-----------------|-------------------|-------------------|
| <i>Adjustable shelves. Can accommodate a tackboard, refer to page 35.</i> | | | | |
| 72 x 16 x 36 | 1800 x 400 x 900 | M1N_S-EB723616T | 3,370 | N/A |
| 36 x 16 x 36 | 900 x 400 x 900 | M1N_S-EB363616T | 1,877 | N/A |
| Edge N. Accent color S. Specify the handle code (A, C, K, W, Z). To be used with 1" surfaces. | | | | |
| 72 x 16 x 36 | 1800 x 400 x 900 | M5N_S-EB723616T | 3,521 | N/A |
| 36 x 16 x 36 | 900 x 400 x 900 | M5N_S-EB363616T | 1,959 | N/A |

Specify the edge (N, 1, 2). Accent color S. Specify the handle code (A, C, K, W, Z). To be used with 1½" surfaces.

Door insert option, change T to: X Matrix, add \$1,289 for EB723616X; add \$645 for EB363616X.

Tackboards



| W x D x H (in) | W x D x H (mm) | Code | All Laminate (\$) | HPL Surfaces (\$) |
|--|------------------|----------------|-------------------|-------------------|
| <i>To be used on back of bookcase hutches. These prices are applicable for United Chair® Grade 1 and 2 fabrics. For other United Chair® grades add: Grade 3: 15%, Grade 4: 20%, Grade 5: 25%, Grade 6: 30%, Grade 7: 35%. For any other dimension, please contact the Quotations Department.</i> | | | | |
| 70 x 1½ x 42 | 1740 x 13 x 1040 | MNNNN-TK7042EB | 758 | N/A |
| 70 x 1½ x 34 | 1740 x 13 x 840 | MNNNN-TK7034EB | 710 | N/A |
| 34 x 1½ x 42 | 840 x 13 x 1040 | MNNNN-TK3442EB | 498 | N/A |
| 34 x 1½ x 34 | 840 x 13 x 840 | MNNNN-TK3434EB | 459 | N/A |

Lateral file units



| W x D x H (in) | W x D x H (mm) | Code | All Laminate (\$) | HPL Surfaces (\$) |
|---|-----------------|--------------|-------------------|-------------------|
| <i>2 file drawers with suspension bars. Lock. Optional counterweight to meet BIFMA standards, refer to page 108.</i> | | | | |
| 36 x 24 x 29¾ | 900 x 600 x 744 | M_N_--2436LF | 1,525 | 1,838 |
| 36 x 20 x 29¾ | 900 x 500 x 744 | M_N_--2036LF | 1,482 | 1,786 |
| Specify the surface type (1, 2). Edge N. Specify the handle code (A, C, K, W, Z). Specify the accent color (A, S). | | | | |
| 36 x 24 x 29¾ | 900 x 600 x 757 | M_--2436LF | 1,684 | 2,029 |
| 36 x 20 x 29¾ | 900 x 500 x 757 | M_--2036LF | 1,635 | 1,959 |

Specify the surface type (5, 6). Specify the edge (N, 1, 2). Specify the handle code (A, C, K, W, Z). Specify the accent color (A, S).

Open lateral file units



| W x D x H (in) | W x D x H (mm) | Code | All Laminate (\$) | HPL Surfaces (\$) |
|---|-----------------|---------------|-------------------|-------------------|
| <i>1 file drawer with suspension bar. Lock. Optional counterweight to meet BIFMA standards, refer to page 108.</i> | | | | |
| 36 x 24 x 29¾ | 900 x 600 x 744 | M_N_--SLF2436 | 1,176 | 1,419 |
| 36 x 20 x 29¾ | 900 x 500 x 744 | M_N_--SLF2036 | 1,127 | 1,355 |
| Specify the surface type (1, 2). Edge N. Specify the handle code (A, C, K, W, Z). Specify the accent color (A, S). | | | | |
| 36 x 24 x 29¾ | 900 x 600 x 757 | M_--SLF2436 | 1,329 | 1,605 |
| 36 x 20 x 29¾ | 900 x 500 x 757 | M_--SLF2036 | 1,282 | 1,530 |

Specify the surface type (5, 6). Specify the edge (N, 1, 2). Specify the handle code (A, C, K, W, Z). Specify the accent color (A, S).

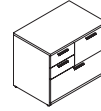
Bookcase units



| W x D x H (in) | W x D x H (mm) | Code | All Laminate (\$) | HPL Surfaces (\$) |
|---|-----------------|-------------|-------------------|-------------------|
| <i>Bookcase with doors and adjustable shelf.</i> | | | | |
| 36 x 24 x 29¾ | 900 x 600 x 744 | M_N_--2436B | 1,317 | 1,585 |
| 36 x 20 x 29¾ | 900 x 500 x 744 | M_N_--2036B | 1,249 | 1,506 |
| Specify the surface type (1, 2). Edge N. Specify the handle code (A, C, K, W, Z). Specify the accent color (A, S). | | | | |
| 36 x 24 x 29¾ | 900 x 600 x 757 | M_--2436B | 1,482 | 1,786 |
| 36 x 20 x 29¾ | 900 x 500 x 757 | M_--2036B | 1,426 | 1,709 |

Specify the surface type (5, 6). Specify the edge (N, 1, 2). Specify the handle code (A, C, K, W, Z). Specify the accent color (A, S).

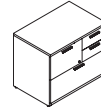
Combined pedestals



| W x D x H (in) | W x D x H (mm) | Code | All Laminate (\$) | HPL Surfaces (\$) |
|--|-----------------|--------------|-------------------|-------------------|
| <i>2 box drawers on left, 2 file drawers with suspension bars. Lock. Pencil tray. Optional counterweight to meet BIFMA standards, refer to page 108.</i> | | | | |
| 36 x 24 x 29 | 900 x 600 x 744 | M_N_--2436CO | 1,926 | 2,071 |
| 30 x 24 x 29 | 750 x 600 x 744 | M_N_--2430CO | 1,869 | 2,014 |
| 36 x 20 x 29 | 900 x 500 x 744 | M_N_--2036CO | 1,869 | 2,014 |
| 30 x 20 x 29 | 750 x 500 x 744 | M_N_--2030CO | 1,821 | 1,959 |
| Specify the surface type (1, 2). Edge N. Specify the handle code (A, C, K, W, Z). Specify the accent color (A, S). | | | | |
| 36 x 24 x 29½ | 900 x 600 x 757 | M_--2436CO | 2,118 | 2,281 |
| 30 x 24 x 29½ | 750 x 600 x 757 | M_--2430CO | 2,057 | 2,210 |
| 36 x 20 x 29½ | 900 x 500 x 757 | M_--2036CO | 2,057 | 2,210 |
| 30 x 20 x 29½ | 750 x 500 x 757 | M_--2030CO | 2,008 | 2,144 |

Specify the surface type (5, 6). Specify the edge (N, 1, 2). Specify the handle code (A, C, K, W, Z). Specify the accent color (A, S).

Combined pedestals



| W x D x H (in) | W x D x H (mm) | Code | All Laminate (\$) | HPL Surfaces (\$) |
|---|-----------------|--------------|-------------------|-------------------|
| <i>2 box drawers on right, 2 file drawers with suspension bars. Lock. Pencil tray. Optional counterweight to meet BIFMA standards, refer to page 108.</i> | | | | |
| 36 x 24 x 29 | 900 x 600 x 744 | M_N_--C02436 | 1,926 | 2,071 |
| 30 x 24 x 29 | 750 x 600 x 744 | M_N_--C02430 | 1,869 | 2,014 |
| 36 x 20 x 29 | 900 x 500 x 744 | M_N_--C02036 | 1,869 | 2,014 |
| 30 x 20 x 29 | 750 x 500 x 744 | M_N_--C02030 | 1,821 | 1,959 |
| Specify the surface type (1, 2). Edge N. Specify the handle code (A, C, K, W, Z). Specify the accent color (A, S). | | | | |
| 36 x 24 x 29½ | 900 x 600 x 757 | M_--C02436 | 2,118 | 2,281 |
| 30 x 24 x 29½ | 750 x 600 x 757 | M_--C02430 | 2,057 | 2,210 |
| 36 x 20 x 29½ | 900 x 500 x 757 | M_--C02036 | 2,057 | 2,210 |
| 30 x 20 x 29½ | 750 x 500 x 757 | M_--C02030 | 2,008 | 2,144 |

Specify the surface type (5, 6). Specify the edge (N, 1, 2). Specify the handle code (A, C, K, W, Z). Specify the accent color (A, S).

Modular lateral files



| W x D x H (in) | W x D x H (mm) | Code | All Laminate (\$) | HPL Surfaces (\$) |
|--|-----------------|---------------|-------------------|-------------------|
| <i>2 file drawers with suspension bars. Lock. Must be installed under a work surface. 1 tone only.</i> | | | | |
| 36 x 18 x 28 | 900 x 466 x 719 | MNN_--1836LFL | 1,445 | N/A |
| 30 x 18 x 28 | 750 x 466 x 719 | MNN_--1830LFL | 1,402 | N/A |
| Specify the handle code (A, C, K, W, Z). Specify the accent color (A, S). | | | | |

Modular combined pedestals



| W x D x H (in) | W x D x H (mm) | Code | All Laminate (\$) | HPL Surfaces (\$) |
|--|-----------------|---------------|-------------------|-------------------|
| <i>2 box drawers on left, 2 file drawers with suspension bars. Lock. Pencil tray. Must be installed under a work surface. 1 tone only.</i> | | | | |
| 36 x 18 x 28 | 900 x 466 x 719 | MNN_--1836COL | 1,786 | N/A |
| 30 x 18 x 28 | 750 x 466 x 719 | MNN_--1830COL | 1,669 | N/A |
| Specify the handle code (A, C, K, W, Z). Specify the accent color (A, S). | | | | |

Modular combined pedestals



| W x D x H (in) | W x D x H (mm) | Code | All Laminate (\$) | HPL Surfaces (\$) |
|---|-----------------|---------------|-------------------|-------------------|
| <i>2 box drawers on right, 2 file drawers with suspension bars. Lock. Pencil tray. Must be installed under a work surface. 1 tone only.</i> | | | | |
| 36 x 18 x 28 | 900 x 466 x 719 | MNN_--C01836L | 1,786 | N/A |
| 30 x 18 x 28 | 750 x 466 x 719 | MNN_--C01830L | 1,669 | N/A |
| Specify the handle code (A, C, K, W, Z). Specify the accent color (A, S). | | | | |



All Laminate (\$)
HPL Surfaces (\$)

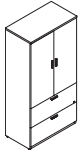
Modular bookcases with doors



| W x D x H (in) | W x D x H (mm) | Code | All Laminate (\$) | HPL Surfaces (\$) |
|---|-----------------|--------------|-------------------|-------------------|
| <i>1 adjustable shelf. Lock. Must be installed under a work surface. 1 tone only.</i> | | | | |
| 36 x 18 x 28 | 900 x 466 x 719 | MNN__-1836BL | 1,232 | N/A |
| 30 x 18 x 28 | 750 x 466 x 719 | MNN__-1830BL | 1,169 | N/A |

Specify the handle code (A, C, K, W, Z). Specify the accent color (A, S).

Storage / lateral file cabinets with laminate doors



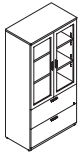
| W x D x H (in) | W x D x H (mm) | Code | All Laminate (\$) | HPL Surfaces (\$) |
|---|------------------|-----------------|-------------------|-------------------|
| <i>Bookcase with doors, 2 adjustable shelves. 2 file drawers with suspension bars. Lock on drawers.</i> | | | | |
| 36 x 24 x 73 3/8 | 900 x 600 x 1844 | M1N__-243673LFB | 2,797 | N/A |
| 36 x 20 x 73 3/8 | 900 x 500 x 1844 | M1N__-203673LFB | 2,531 | N/A |

Edge N. Specify the handle code (A, C, K, W, Z). Specify the accent color (A, S). To be used with 1" surfaces.

Specify the edge (N, 1, 2). Specify the handle code (A, C, K, W, Z). Specify the accent color (A, S). To be used with 1 1/2" surfaces.

| | | | | |
|------------------|------------------|----------------|-------|-----|
| 36 x 24 x 73 3/8 | 900 x 600 x 1856 | M5__-243673LFB | 3,136 | N/A |
| 36 x 20 x 73 3/8 | 900 x 500 x 1856 | M5__-203673LFB | 2,865 | N/A |

Storage / lateral file cabinets with translucent doors



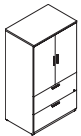
| W x D x H (in) | W x D x H (mm) | Code | All Laminate (\$) | HPL Surfaces (\$) |
|---|------------------|------------------|-------------------|-------------------|
| <i>Bookcase with doors, 2 adjustable shelves. 2 file drawers with suspension bars. Lock on drawers.</i> | | | | |
| 36 x 24 x 73 3/8 | 900 x 600 x 1844 | M1N_S-243673LFBT | 3,440 | N/A |
| 36 x 20 x 73 3/8 | 900 x 500 x 1844 | M1N_S-203673LFBT | 3,177 | N/A |

Edge N. Specify the handle code (A, C, K, W, Z). Accent color S. To be used with 1" surfaces.

| | | | | |
|------------------|------------------|-----------------|-------|-----|
| 36 x 24 x 73 3/8 | 900 x 600 x 1856 | M5_S-243673LFBT | 3,659 | N/A |
| 36 x 20 x 73 3/8 | 900 x 500 x 1856 | M5_S-203673LFBT | 3,400 | N/A |

Specify the edge (N, 1, 2). Specify the handle code (A, C, K, W, Z). Accent color S. To be used with 1 1/2" surfaces.

Storage / lateral file cabinets with laminate doors



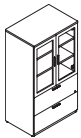
| W x D x H (in) | W x D x H (mm) | Code | All Laminate (\$) | HPL Surfaces (\$) |
|---|------------------|-----------------|-------------------|-------------------|
| <i>Bookcase with doors, 2 adjustable shelves. 2 file drawers with suspension bars. Lock on drawers.</i> | | | | |
| 36 x 24 x 65 3/8 | 900 x 600 x 1644 | M1N__-243665LFB | 2,701 | N/A |
| 36 x 20 x 65 3/8 | 900 x 500 x 1644 | M1N__-203665LFB | 2,433 | N/A |

Edge N. Specify the handle code (A, C, K, W, Z). Specify the accent color (A, S). To be used with 1" surfaces.

| | | | | |
|------------------|------------------|----------------|-------|-----|
| 36 x 24 x 65 3/8 | 900 x 600 x 1657 | M5__-243665LFB | 2,918 | N/A |
| 36 x 20 x 65 3/8 | 900 x 500 x 1657 | M5__-203665LFB | 2,662 | N/A |

Specify the edge (N, 1, 2). Specify the handle code (A, C, K, W, Z). Specify the accent color (A, S). To be used with 1 1/2" surfaces.

Storage / lateral file cabinets with translucent doors



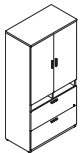
| W x D x H (in) | W x D x H (mm) | Code | All Laminate (\$) | HPL Surfaces (\$) |
|---|------------------|------------------|-------------------|-------------------|
| <i>Bookcase with doors, 2 adjustable shelves. 2 file drawers with suspension bars. Lock on drawers.</i> | | | | |
| 36 x 24 x 65 3/8 | 900 x 600 x 1644 | M1N_S-243665LFBT | 3,370 | N/A |
| 36 x 20 x 65 3/8 | 900 x 500 x 1644 | M1N_S-203665LFBT | 3,102 | N/A |

Edge N. Specify the handle code (A, C, K, W, Z). Accent color S. To be used with 1" surfaces.

| | | | | |
|------------------|------------------|-----------------|-------|-----|
| 36 x 24 x 65 3/8 | 900 x 600 x 1657 | M5_S-243665LFBT | 3,586 | N/A |
| 36 x 20 x 65 3/8 | 900 x 500 x 1657 | M5_S-203665LFBT | 3,331 | N/A |

Specify the edge (N, 1, 2). Specify the handle code (A, C, K, W, Z). Accent color S. To be used with 1 1/2" surfaces.

Storage / lateral file cabinets with pigeonholes and laminate doors



| W x D x H (in) | W x D x H (mm) | Code | All Laminate (\$) | HPL Surfaces (\$) |
|--|------------------|-----------------|-------------------|-------------------|
| <i>Bookcase with doors, 2 adjustable shelves. 2 pigeonholes. 2 file drawers with suspension bars. Lock on drawers.</i> | | | | |
| 36 x 24 x 73 3/8 | 900 x 600 x 1844 | M1N__-243673LDB | 2,965 | N/A |
| 36 x 20 x 73 3/8 | 900 x 500 x 1844 | M1N__-203673LDB | 2,701 | N/A |

Edge N. Specify the handle code (A, C, K, W, Z). Specify the accent color (A, S). To be used with 1" surfaces.

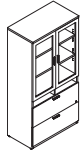
| | | | | |
|------------------|------------------|----------------|-------|-----|
| 36 x 24 x 73 3/8 | 900 x 600 x 1856 | M5__-243673LDB | 3,184 | N/A |
| 36 x 20 x 73 3/8 | 900 x 500 x 1856 | M5__-203673LDB | 2,926 | N/A |

Specify the edge (N, 1, 2). Specify the handle code (A, C, K, W, Z). Specify the accent color (A, S). To be used with 1 1/2" surfaces.



All Laminate (\$)
HPL Surfaces (\$)

Storage / lateral file cabinets with pigeonholes and translucent doors



| W x D x H (in) | W x D x H (mm) | Code | All Laminate (\$) | HPL Surfaces (\$) |
|--|------------------|------------------|-------------------|-------------------|
| <i>Bookcase with doors, 2 adjustable shelves. 2 pigeonholes. 2 file drawers with suspension bars. Lock on drawers.</i> | | | | |
| 36 x 24 x 73 3/8 | 900 x 600 x 1844 | M1N_S-243673LDBT | 3,612 | N/A |
| 36 x 20 x 73 3/8 | 900 x 500 x 1844 | M1N_S-203673LDBT | 3,344 | N/A |

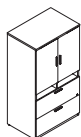
Edge N. Specify the handle code (A, C, K, W, Z). Accent color S. To be used with 1" surfaces.

| | | | | |
|------------------|------------------|-----------------|-------|-----|
| 36 x 24 x 73 3/8 | 900 x 600 x 1856 | M5__-243673LDBT | 3,827 | N/A |
| 36 x 20 x 73 3/8 | 900 x 500 x 1856 | M5__-203673LDBT | 3,572 | N/A |

Specify the edge (N, 1, 2). Specify the handle code (A, C, K, W, Z). Accent color S. To be used with 1 1/2" surfaces.

Door insert option, change T to: X Matrix, add \$805.

Storage / lateral file cabinets with pigeonholes and laminate doors



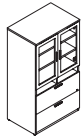
| W x D x H (in) | W x D x H (mm) | Code | All Laminate (\$) | HPL Surfaces (\$) |
|--|------------------|-----------------|-------------------|-------------------|
| <i>Bookcase with doors, 2 adjustable shelves. 2 pigeonholes. 2 file drawers with suspension bars. Lock on drawers.</i> | | | | |
| 36 x 24 x 65 3/8 | 900 x 600 x 1644 | M1N__-243665LDB | 2,869 | N/A |
| 36 x 20 x 65 3/8 | 900 x 500 x 1644 | M1N__-203665LDB | 2,594 | N/A |

Edge N. Specify the handle code (A, C, K, W, Z). Specify the accent color (A, S). To be used with 1" surfaces.

| | | | | |
|------------------|------------------|----------------|-------|-----|
| 36 x 24 x 65 3/8 | 900 x 600 x 1657 | M5__-243665LDB | 3,089 | N/A |
| 36 x 20 x 65 3/8 | 900 x 500 x 1657 | M5__-203665LDB | 2,819 | N/A |

Specify the edge (N, 1, 2). Specify the handle code (A, C, K, W, Z). Specify the accent color (A, S). To be used with 1 1/2" surfaces.

Storage / lateral file cabinets with pigeonholes and translucent doors



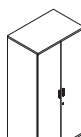
| W x D x H (in) | W x D x H (mm) | Code | All Laminate (\$) | HPL Surfaces (\$) |
|--|------------------|------------------|-------------------|-------------------|
| <i>Bookcase with doors, 2 adjustable shelves. 2 pigeonholes. 2 file drawers with suspension bars. Lock on drawers.</i> | | | | |
| 36 x 24 x 65 3/8 | 900 x 600 x 1644 | M1N_S-243665LDBT | 3,539 | N/A |
| 36 x 20 x 65 3/8 | 900 x 500 x 1644 | M1N_S-203665LDBT | 3,273 | N/A |

Edge N. Specify the handle code (A, C, K, W, Z). Accent color S. To be used with 1" surfaces.

| | | | | |
|------------------|------------------|-----------------|-------|-----|
| 36 x 24 x 65 3/8 | 900 x 600 x 1657 | M5_S-243665LDBT | 3,753 | N/A |
| 36 x 20 x 65 3/8 | 900 x 500 x 1657 | M5_S-203665LDBT | 3,496 | N/A |

Specify the edge (N, 1, 2). Specify the handle code (A, C, K, W, Z). Accent color S. To be used with 1 1/2" surfaces.

Storage cabinets with laminate doors



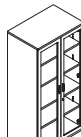
| W x D x H (in) | W x D x H (mm) | Code | All Laminate (\$) | HPL Surfaces (\$) |
|--|------------------|---------------|-------------------|-------------------|
| <i>3 adjustable shelves. 1 full-width fixed shelf. Lock.</i> | | | | |
| 36 x 24 x 73 3/8 | 900 x 600 x 1844 | M1N__-243673B | 2,387 | N/A |
| 36 x 20 x 73 3/8 | 900 x 500 x 1844 | M1N__-203673B | 2,210 | N/A |

Edge N. Specify the handle code (A, C, K, W, Z). Specify the accent color (A, S). To be used with 1" surfaces.

| | | | | |
|------------------|------------------|--------------|-------|-----|
| 36 x 24 x 73 3/8 | 900 x 600 x 1856 | M5__-243673B | 2,635 | N/A |
| 36 x 20 x 73 3/8 | 900 x 500 x 1856 | M5__-203673B | 2,433 | N/A |

Specify the edge (N, 1, 2). Specify the handle code (A, C, K, W, Z). Specify the accent color (A, S). To be used with 1 1/2" surfaces.

Storage cabinets with translucent doors



| W x D x H (in) | W x D x H (mm) | Code | All Laminate (\$) | HPL Surfaces (\$) |
|--|------------------|----------------|-------------------|-------------------|
| <i>3 adjustable shelves. 1 full-width fixed shelf. Lock.</i> | | | | |
| 36 x 24 x 73 3/8 | 900 x 600 x 1844 | M1N_S-243673BT | 3,674 | N/A |
| 36 x 20 x 73 3/8 | 900 x 500 x 1844 | M1N_S-203673BT | 3,496 | N/A |

Edge N. Specify the handle code (A, C, K, W, Z). Accent color S. To be used with 1" surfaces.

| | | | | |
|------------------|------------------|---------------|-------|-----|
| 36 x 24 x 73 3/8 | 900 x 600 x 1856 | M5_S-243673BT | 3,925 | N/A |
| 36 x 20 x 73 3/8 | 900 x 500 x 1856 | M5_S-203673BT | 3,723 | N/A |

Specify the edge (N, 1, 2). Specify the handle code (A, C, K, W, Z). Accent color S. To be used with 1 1/2" surfaces.

Door insert option, change T to: X Matrix, add \$1,289.



All HPL Laminate Surfaces (\$)

W x D x H (in) W x D x H (mm) Code All Laminate Surfaces (\$)

Storage cabinets with laminate doors

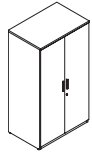
3 adjustable shelves. 1 full-width fixed shelf. Lock.

| | | | | |
|--|------------------|---------------|-------|-----|
| 36 x 24 x 65 ³ / ₈ | 900 x 600 x 1644 | M1N__-243665B | 2,291 | N/A |
| 36 x 20 x 65 ³ / ₈ | 900 x 500 x 1644 | M1N__-203665B | 2,106 | N/A |

Edge N. Specify the handle code (A, C, K, W, Z). Specify the accent color (A, S). To be used with 1" surfaces.

| | | | | |
|--|------------------|--------------|-------|-----|
| 36 x 24 x 65 ³ / ₈ | 900 x 600 x 1657 | M5__-243665B | 2,530 | N/A |
| 36 x 20 x 65 ³ / ₈ | 900 x 500 x 1657 | M5__-203665B | 2,329 | N/A |

Specify the edge (N, 1, 2). Specify the handle code (A, C, K, W, Z). Specify the accent color (A, S). To be used with 1½" surfaces.



Storage cabinets with translucent doors

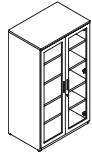
3 adjustable shelves. 1 full-width fixed shelf. Lock.

| | | | | |
|--|------------------|----------------|-------|-----|
| 36 x 24 x 65 ³ / ₈ | 900 x 600 x 1644 | M1N_S-243665BT | 3,626 | N/A |
| 36 x 20 x 65 ³ / ₈ | 900 x 500 x 1644 | M1N_S-203665BT | 3,440 | N/A |

Edge N. Specify the handle code (A, C, K, W, Z). Accent color S. To be used with 1" surfaces.

| | | | | |
|--|------------------|----------------|-------|-----|
| 36 x 24 x 65 ³ / ₈ | 900 x 600 x 1657 | M5__S-243665BT | 3,869 | N/A |
| 36 x 20 x 65 ³ / ₈ | 900 x 500 x 1657 | M5__S-203665BT | 3,674 | N/A |

Specify the edge (N, 1, 2). Specify the handle code (A, C, K, W, Z). Accent color S. To be used with 1½" surfaces.



Door insert option, change T to: X Matrix, add \$1,289.

Combined storage cabinets with laminate doors

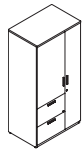
2 file drawers with suspension bars. Clothes hanger bar and 1 fixed shelf on wardrobe side (10¼" - 275 mm). 2 adjustable shelves. Lock on drawers and on full-height door.

| | | | | |
|--|------------------|-----------------|-------|-----|
| 36 x 24 x 73 ³ / ₈ | 900 x 600 x 1844 | M1N__-243673FFB | 3,788 | N/A |
| 36 x 20 x 73 ³ / ₈ | 900 x 500 x 1844 | M1N__-203673FFB | 3,618 | N/A |
| 36 x 24 x 65 ³ / ₈ | 900 x 600 x 1644 | M1N__-243665FFB | 3,691 | N/A |
| 36 x 20 x 65 ³ / ₈ | 900 x 500 x 1644 | M1N__-203665FFB | 3,521 | N/A |

Edge N. Specify the handle code (A, C, K, W, Z). Specify the accent color (A, S). To be used with 1" surfaces.

| | | | | |
|--|------------------|----------------|-------|-----|
| 36 x 24 x 73 ³ / ₈ | 900 x 600 x 1856 | M5__-243673FFB | 4,142 | N/A |
| 36 x 20 x 73 ³ / ₈ | 900 x 500 x 1856 | M5__-203673FFB | 3,973 | N/A |
| 36 x 24 x 65 ³ / ₈ | 900 x 600 x 1657 | M5__-243665FFB | 4,038 | N/A |
| 36 x 20 x 65 ³ / ₈ | 900 x 500 x 1657 | M5__-203665FFB | 3,869 | N/A |

Specify the edge (N, 1, 2). Specify the handle code (A, C, K, W, Z). Specify the accent color (A, S). To be used with 1½" surfaces.



Combined storage cabinets with laminate doors

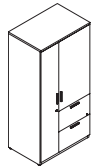
2 file drawers with suspension bars. Clothes hanger bar and 1 fixed shelf on wardrobe side (10¼" - 275 mm). 2 adjustable shelves. Lock on drawers and on full-height door.

| | | | | |
|--|------------------|-----------------|-------|-----|
| 36 x 24 x 73 ³ / ₈ | 900 x 600 x 1844 | M1N__-243673BFF | 3,788 | N/A |
| 36 x 20 x 73 ³ / ₈ | 900 x 500 x 1844 | M1N__-203673BFF | 3,618 | N/A |
| 36 x 24 x 65 ³ / ₈ | 900 x 600 x 1644 | M1N__-243665BFF | 3,691 | N/A |
| 36 x 20 x 65 ³ / ₈ | 900 x 500 x 1644 | M1N__-203665BFF | 3,521 | N/A |

Edge N. Specify the handle code (A, C, K, W, Z). Specify the accent color (A, S). To be used with 1" surfaces.

| | | | | |
|--|------------------|----------------|-------|-----|
| 36 x 24 x 73 ³ / ₈ | 900 x 600 x 1856 | M5__-243673BFF | 4,142 | N/A |
| 36 x 20 x 73 ³ / ₈ | 900 x 500 x 1856 | M5__-203673BFF | 3,973 | N/A |
| 36 x 24 x 65 ³ / ₈ | 900 x 600 x 1657 | M5__-243665BFF | 4,038 | N/A |
| 36 x 20 x 65 ³ / ₈ | 900 x 500 x 1657 | M5__-203665BFF | 3,869 | N/A |

Specify the edge (N, 1, 2). Specify the handle code (A, C, K, W, Z). Specify the accent color (A, S). To be used with 1½" surfaces.



Combined storage cabinets with translucent doors

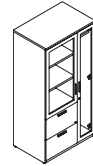
2 file drawers with suspension bars. Clothes hanger bar and 1 fixed shelf on wardrobe side (10¼" - 275 mm). 2 adjustable shelves. Lock on drawers and on full-height door.

| | | | | |
|--|------------------|------------------|-------|-----|
| 36 x 24 x 73 ³ / ₈ | 900 x 600 x 1844 | M1N_S-243673FFBT | 4,794 | N/A |
| 36 x 20 x 73 ³ / ₈ | 900 x 500 x 1844 | M1N_S-203673FFBT | 4,627 | N/A |
| 36 x 24 x 65 ³ / ₈ | 900 x 600 x 1644 | M1N_S-243665FFBT | 4,689 | N/A |
| 36 x 20 x 65 ³ / ₈ | 900 x 500 x 1644 | M1N_S-203665FFBT | 4,526 | N/A |

Edge N. Specify the handle code (A, C, K, W, Z). Accent color S. To be used with 1" surfaces.

| | | | | |
|--|------------------|------------------|-------|-----|
| 36 x 24 x 73 ³ / ₈ | 900 x 600 x 1856 | M5__S-243673FFBT | 5,150 | N/A |
| 36 x 20 x 73 ³ / ₈ | 900 x 500 x 1856 | M5__S-203673FFBT | 4,980 | N/A |
| 36 x 24 x 65 ³ / ₈ | 900 x 600 x 1657 | M5__S-243665FFBT | 5,046 | N/A |
| 36 x 20 x 65 ³ / ₈ | 900 x 500 x 1657 | M5__S-203665FFBT | 4,873 | N/A |

Specify the edge (N, 1, 2). Specify the handle code (A, C, K, W, Z). Accent color S. To be used with 1½" surfaces.



Door insert option, change T to: X Matrix, add \$967.

Combined storage cabinets with translucent doors

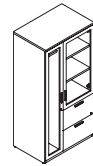
2 file drawers with suspension bars. Clothes hanger bar and 1 fixed shelf on wardrobe side (10¼" - 275 mm). 2 adjustable shelves. Lock on drawers and on full-height door.

| | | | | |
|--|------------------|------------------|-------|-----|
| 36 x 24 x 73 ³ / ₈ | 900 x 600 x 1844 | M1N_S-243673BFFT | 4,794 | N/A |
| 36 x 20 x 73 ³ / ₈ | 900 x 500 x 1844 | M1N_S-203673BFFT | 4,627 | N/A |
| 36 x 24 x 65 ³ / ₈ | 900 x 600 x 1644 | M1N_S-243665BFFT | 4,689 | N/A |
| 36 x 20 x 65 ³ / ₈ | 900 x 500 x 1644 | M1N_S-203665BFFT | 4,526 | N/A |

Edge N. Specify the handle code (A, C, K, W, Z). Accent color S. To be used with 1" surfaces.

| | | | | |
|--|------------------|------------------|-------|-----|
| 36 x 24 x 73 ³ / ₈ | 900 x 600 x 1856 | M5__S-243673BFFT | 5,150 | N/A |
| 36 x 20 x 73 ³ / ₈ | 900 x 500 x 1856 | M5__S-203673BFFT | 4,980 | N/A |
| 36 x 24 x 65 ³ / ₈ | 900 x 600 x 1657 | M5__S-243665BFFT | 5,046 | N/A |
| 36 x 20 x 65 ³ / ₈ | 900 x 500 x 1657 | M5__S-203665BFFT | 4,873 | N/A |

Specify the edge (N, 1, 2). Specify the handle code (A, C, K, W, Z). Accent color S. To be used with 1½" surfaces.



Door insert option, change T to: X Matrix, add \$967.

Wardrobe units

Clothes hanger bar and 1 fixed shelf. Lock.

| | | | | |
|--|------------------|-----------------|-------|-----|
| 18 x 24 x 73 ³ / ₈ | 450 x 600 x 1844 | M1N__-241873C__ | 1,926 | N/A |
| 18 x 20 x 73 ³ / ₈ | 450 x 500 x 1844 | M1N__-201873C__ | 1,732 | N/A |
| 18 x 24 x 65 ³ / ₈ | 450 x 600 x 1644 | M1N__-241865C__ | 1,829 | N/A |
| 18 x 20 x 65 ³ / ₈ | 450 x 500 x 1644 | M1N__-201865C__ | 1,635 | N/A |


Edge N. Specify the handle code (A, C, K, W, Z). Specify the accent color (A, S). Specify the opening at the end of the code: on right (R) or on left (L). To be used with 1" surfaces.

| | | | | |
|--|------------------|----------------|-------|-----|
| 18 x 24 x 73 ³ / ₈ | 450 x 600 x 1856 | M5__-241873C__ | 2,014 | N/A |
| 18 x 20 x 73 ³ / ₈ | 450 x 500 x 1856 | M5__-201873C__ | 1,806 | N/A |
| 18 x 24 x 65 ³ / ₈ | 450 x 600 x 1657 | M5__-241865C__ | 1,910 | N/A |
| 18 x 20 x 65 ³ / ₈ | 450 x 500 x 1657 | M5__-201865C__ | 1,702 | N/A |

Specify the edge (N, 1, 2). Specify the handle code (A, C, K, W, Z). Specify the accent color (A, S). Specify the opening at the end of the code: on right (R) or on left (L). To be used with 1½" surfaces.



Open right (CR)



Open left (CL)



All Laminate (\$)
HPL Surfaces (\$)

Wardrobe units



Open right (CRT)



Open left (CLT)

Door insert option, specify at the end of the code.

X Matrix, add \$484.

| W x D x H (in) | W x D x H (mm) | Code | All Laminate (\$) | HPL Surfaces (\$) |
|---|------------------|-----------------|-------------------|-------------------|
| <i>Full-width clothes hanger bar and 1 fixed shelf. Lock.</i> | | | | |
| 18 x 24 x 73 ⁷ / ₈ | 450 x 600 x 1844 | M1N__-241873C_T | 2,410 | N/A |
| 18 x 20 x 73 ⁷ / ₈ | 450 x 500 x 1844 | M1N__-201873C_T | 2,217 | N/A |
| 18 x 24 x 65 ⁷ / ₈ | 450 x 600 x 1644 | M1N__-241865C_T | 2,314 | N/A |
| 18 x 20 x 65 ⁷ / ₈ | 450 x 500 x 1644 | M1N__-201865C_T | 2,118 | N/A |

Edge N. Specify the handle code (A, C, K, W, Z). Specify the accent color (A, S). Specify the opening at the end of the code: on right (R) or on left (L). To be used with 1" surfaces.

| | | | | |
|--|------------------|----------------|-------|-----|
| 18 x 24 x 73 ⁷ / ₈ | 450 x 600 x 1856 | M5__-241873C_T | 2,497 | N/A |
| 18 x 20 x 73 ⁷ / ₈ | 450 x 500 x 1856 | M5__-201873C_T | 2,291 | N/A |
| 18 x 24 x 65 ⁷ / ₈ | 450 x 600 x 1657 | M5__-241865C_T | 2,393 | N/A |
| 18 x 20 x 65 ⁷ / ₈ | 450 x 500 x 1657 | M5__-201865C_T | 2,184 | N/A |

Specify the edge (N, 1, 2). Specify the handle code (A, C, K, W, Z). Specify the accent color (A, S). Specify the opening at the end of the code: on right (R) or on left (L). To be used with 1½" surfaces.

Personal storage tower – left



1 box drawer, 2 file drawers with suspension bars. Lock controls file drawers. Wardrobe with coat hanger bar. Pencil tray.

| | | | | |
|--------------|------------------|----------------|-------|-----|
| 24 x 24 x 49 | 600 x 600 x 1234 | MNN__-PB242449 | 2,701 | N/A |
|--------------|------------------|----------------|-------|-----|

Specify the handle code (A, C, K, W, Z). Specify the accent color (A, S).

Personal storage tower – right

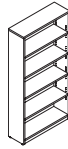


1 box drawer, 2 file drawers with suspension bars. Lock controls file drawers. Wardrobe with coat hanger bar. Pencil tray.

| | | | | |
|--------------|------------------|----------------|-------|-----|
| 24 x 24 x 49 | 600 x 600 x 1234 | MNN__-P242449B | 2,701 | N/A |
|--------------|------------------|----------------|-------|-----|

Specify the handle code (A, C, K, W, Z). Specify the accent color (A, S).

Open bookcases



4 adjustable shelves.

| | | | | |
|--|------------------|---------------|-------|-----|
| 36 x 14 x 73 ⁷ / ₈ | 900 x 350 x 1844 | M1NNN-B367314 | 1,242 | N/A |
| 36 x 14 x 65 ⁷ / ₈ | 900 x 350 x 1644 | M1NNN-B366514 | 1,161 | N/A |

Edge N. To be used with 1" surfaces.

2 adjustable shelves.

| | | | | |
|--|------------------|----------------|-------|-----|
| 36 x 14 x 73 ⁷ / ₈ | 900 x 350 x 1856 | M5__NN-B367314 | 1,379 | N/A |
| 36 x 14 x 65 ⁷ / ₈ | 900 x 350 x 1697 | M5__NN-B366514 | 1,289 | N/A |

Specify the edge (N, 1, 2). To be used with 1½" surfaces.

Additional shelf



Additional shelf.

| | | | | |
|-------------|----------------|-----------------|-----|-----|
| 36 x 13 x 1 | 846 x 325 x 25 | MNNNN-TB3614.1E | 168 | N/A |
|-------------|----------------|-----------------|-----|-----|

Modular pedestals



2 box drawers, 1 file drawer with suspension bar. Pencil tray. Lock. Must be installed under a work surface. 1 tone only.

| | | | | |
|--------------|-----------------|----------------|-------|-----|
| 15 x 24 x 28 | 388 x 598 x 719 | MNN__-P1524UFL | 1,274 | N/A |
| 15 x 18 x 28 | 388 x 466 x 719 | MNN__-P1518UFL | 1,176 | N/A |

Specify the handle code (A, C, K, W, Z). Specify the accent color (A, S).

Modular pedestals



2 file drawers with suspension bars. Lock. Must be installed under a work surface. 1 tone only.

| | | | | |
|--------------|-----------------|----------------|-------|-----|
| 15 x 24 x 28 | 388 x 598 x 719 | MNN__-P1524FFL | 1,232 | N/A |
| 15 x 18 x 28 | 388 x 466 x 719 | MNN__-P1518FFL | 1,102 | N/A |

Specify the handle code (A, C, K, W, Z). Specify the accent color (A, S).



All Laminate (\$)
HPL Surfaces (\$)

Modular pedestal – Laptop storage



1 box drawer with space/shelf to accommodate a laptop, 1 file drawer with suspension bar. Pencil tray. Lock. Must be installed under a work surface. 1 tone only.

| | | | | |
|--------------|-----------------|-----------------|-------|-----|
| 15 x 18 x 28 | 388 x 448 x 719 | MNN__-P1518CUFL | 1,282 | N/A |
|--------------|-----------------|-----------------|-------|-----|

Specify the handle code (A, C, K, W, Z). Specify the accent color (A, S).

Modular pedestal – Recycle bin storage



1 box drawer, 1 door with space to accommodate recycling box. Space available of 14" W x 16⁷/₈" D x 17³/₈" H (355 mm W x 429 mm D x 440 mm H). Pencil tray. Lock. Must be installed under a work surface. 1 tone only.

| | | | | |
|--------------|-----------------|----------------|-------|-----|
| 18 x 18 x 28 | 448 x 448 x 719 | MNN__-P1818URL | 1,144 | N/A |
|--------------|-----------------|----------------|-------|-----|

Specify the handle code (A, C, K, W, Z). Specify the accent color (A, S).

Hanging pedestal



1 box drawer and 1 file drawer with suspension bar. Pencil tray. Lock. Must be installed under a work surface. 1 tone only.

| | | | | |
|---------------|-----------------|---------|-----|-----|
| 15 x 17½ x 19 | 388 x 448 x 489 | MNN__-F | 973 | N/A |
|---------------|-----------------|---------|-----|-----|

Specify the handle code (A, C, K, W, Z). Specify the accent color (A, S).

Mobile pedestals



2 box drawers and 1 file drawer with suspension bar. Pencil tray. Brakes on front casters. Lock. Fits under a work surface. 1 tone only.

| | | | | |
|---------------|-----------------|----------------|-------|-----|
| 15 x 23 x 27½ | 390 x 575 x 689 | MNN__-MP1523UF | 1,257 | N/A |
| 15 x 18 x 27½ | 390 x 575 x 689 | MNN__-MP1518UF | 1,169 | N/A |

Specify the handle code (A, C, K, W, Z). Specify the accent color (A, S).

Mobile pedestal



2 file drawers with suspension bars. Brakes on front casters. Lock. Fits under a work surface. 1 tone only.

| | | | | |
|---------------|-----------------|----------------|-------|-----|
| 15 x 23 x 27½ | 390 x 575 x 689 | MNN__-MP1523FF | 1,193 | N/A |
|---------------|-----------------|----------------|-------|-----|

Specify the handle code (A, C, K, W, Z). Specify the accent color (A, S).

Mobile pedestals



1 box drawer and 1 file drawer with suspension bar. Pencil tray. Brakes on front casters. Lock. Fits under a work surface. 1 tone only.

| | | | | |
|---------------|-----------------|---------------|-------|-----|
| 15 x 23 x 20¾ | 390 x 575 x 527 | MNN__-MP1523F | 1,144 | N/A |
| 15 x 18 x 20¾ | 390 x 450 x 527 | MNN__-MP1518F | 1,102 | N/A |

Specify the handle code (A, C, K, W, Z). Specify the accent color (A, S).

Additional full-width legs



1 tone only. For AT, DT and CM tables.

| | | | | |
|--------------|----------------|-----------|-----|-----|
| 30 x 1 x 27½ | 748 x 25 x 698 | MNNNN-L30 | 217 | N/A |
| 24 x 1 x 27½ | 598 x 25 x 698 | MNNNN-L24 | 203 | N/A |
| 20 x 1 x 27½ | 498 x 25 x 698 | MNNNN-L20 | 185 | N/A |

Additional recessed leg

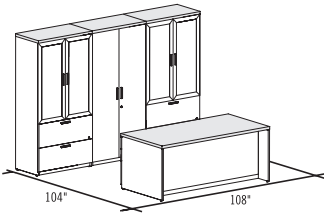


1 tone only. For AT, DT and CM tables.

| | | | | |
|--------------|----------------|-----------|-----|-----|
| 13 x 1 x 27½ | 340 x 25 x 698 | MNNNN-L12 | 168 | N/A |
|--------------|----------------|-----------|-----|-----|

SUGGESTIONS

M - -PLAN01



Plan shown in Morpheo Brochure:

M5NCS-PLAN01 **\$11,852**

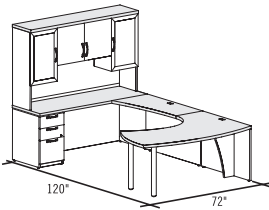
- 1 M5NCS-S3672UFM
- 2 M5NCS-203673LFBT
- 1 M5NCS-203673B

1½" thick laminate (5), Cubic pull (C), Silver accent (S), upper cabinets with Translucent doors (T).

Other option

Upper cabinet with laminate doors **\$10,564**

M - -PLAN02



Plan shown in Morpheo Brochure:

QSM5N_S-PLAN02 **\$8,011**

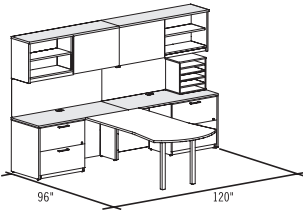
- 1 QSM5NVS-CT184872
- 1 QSM5NNS-BR244818
- 1 QSM5NKS-UF2472S
- 1 QSM5NKS-EL724416T

1½" thick laminate (5), Round legs (V), Classic pull (K), Silver accent (S), cabinet with Translucent doors (T).

Others options

Cabinet with laminate doors **\$7,666**

M - -PLAN03



Plan shown in Morpheo Brochure:

M1N_S-PLAN03 **\$11,725**

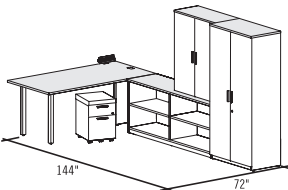
- 1 M1NQS-YS3672
- 2 M1NNS-DT2460B
- 2 MNNZS-1830LFL
- 2 M1NNS-EMC602216P
- 2 LGC-TK6021M
- 1 LGC-DV1817

1" thick laminate (1), Square legs (Q), Straight pull (Z), Silver accent (S), cabinet with laminate doors.

Other option

Cabinet with translucent doors **\$12,693**

M - -PLAN04



Plan shown in Morpheo Brochure:

M1N_S-PLAN04 **\$8,453**

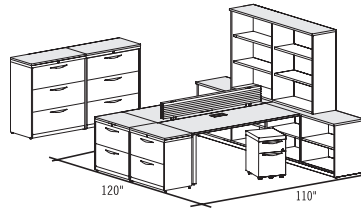
- 1 M1NQS-RT3672
- 1 M1NNS-BE2072BE
- 1 MNNCS-MP1518F
- 1 LGC-CU1518
- 1 M1NCS-EB364416P
- 1 M1NCS-203673B
- 1 LGC-PCS

1" thick laminate (1), Square legs (Q), Cubic pull (C), Silver accent (S), cabinets with laminate doors.

Other option

Cabinets with translucent doors **\$10,389**

M - -PLAN05



Plan shown in Morpheo Brochure:

M1N_S-PLAN05 **\$18,953**

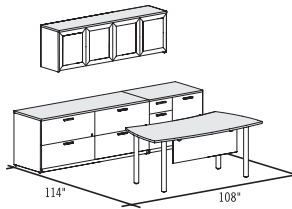
- 2 M1NQS-RS3072
- 2 M1NNS-BE2060BE
- 2 MNNWS-MP1518F
- 2 LGC-CU1518
- 1 M1NNS-EB724416
- 2 LPT-0230D
- 2 L1NN-T01830
- 2 LGC-SUPACS
- 2 LGC-RA66S
- 4 LGC-RPT11S
- 4 LGC-RVPT11S
- 1 LGC-PC
- 2 LPT-0336D
- 2 L1NN-T01836

1" thick laminate (1), Square legs (Q), Waterfall pull (W), Silver accent (S).

Other option

1½" thick laminate **\$20,177**

M - -PLAN06



Plan shown in Morpheo Brochure:

M1N_S-PLAN06 **\$9,548**

- 1 M1NVS-RBTT3672
- 1 M1NCS-LF2472LF
- 1 M1NCS-2436CO
- 1 M1NNS-EM722216T

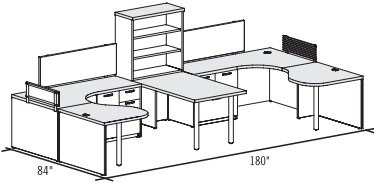
1" thick laminate (1), Round legs (V), Cubic pull (C), Silver accent (S), upper cabinet with Translucent doors (T).

Other option

Cabinet with laminate doors **\$8,759**

SUGGESTIONS

M ___ -PLAN08



Plan shown in Morpheo Brochure:

M5N_A-PLAN08 **\$15,554**

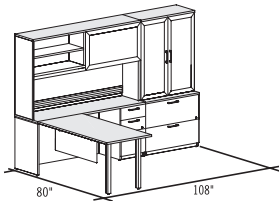
- 1 M5NNA-CM427224B
- 1 M5NNA-CM724224B
- 1 M5NVA-CE364224
- 1 M5NVA-CE244236
- 1 M5NVA-RT3672
- 1 MNNA-CO1830L
- 1 MNNA-1830COL
- 1 M5NNN-EB363616
- 2 LGC-SUPALA
- 2 LGC-TK5417A
- 2 LGC-SUPACA
- 2 LGC-RA30A
- 4 LGC-RPT11A
- 2 LGC-RVPT11A

1½" thick laminate (5), Round legs (V), Arcade pull (A), Anthracite Grey accent (A).

Other option

1" thick laminate **\$14,249**

M ___ -PLAN09



Plan shown in Morpheo Brochure:

M1N_S-PLAN09 **\$10,921**

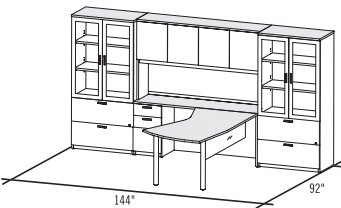
- 1 M1NQS-RST3060
- 1 M1NZS-S2072UF
- 1 M1NZS-EB364416T
- 1 M1NNS-EC724416T
- 1 M1NZS-2036LF
- 1 LGC-TK7015E
- 1 LGC-RA70ES
- 2 LGC-RPT11S
- 1 LGC-RVPT11S

1" thick laminate (1), Square legs (Q), Straight pull (Z), Silver accent (S), Translucent doors and modesty panel (T).

Other option

Cabinet with laminate doors **\$9,776**

M ___ -PLAN10



Not shown in Morpheo Brochure:

QSM ___ -PLAN10 **\$11,541**

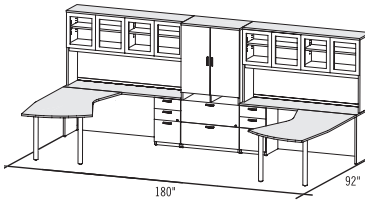
- 1 QSM1NV_-3672BGS
- 1 QSM1N_-UF2072S
- 1 QSM1NN_-E724416P
- 2 QSM1N_-203673LFBT

1" thick laminate (1), Round legs (V), cabinets with Translucent doors (T), hutch with laminate doors.

Other option

1½" thick laminate **\$12,627**

M ___ -PLAN11



Not shown in Morpheo Brochure:

QSM ___ -PLAN11 **\$15,594**

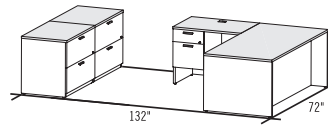
- 1 QSM1NV_-3672BGST
- 1 QSM1NV_-BGST3672
- 1 QSM1N_-UF2072S
- 1 QSM1N_-S2072UF
- 2 QSM1NNS-E724416T
- 1 QSM1N_-203673LDB

1" thick laminate (1), Round legs (V), cabinet with laminate doors and hutches with Translucent doors (T).

Other option

Cabinet with Translucent doors (T) **\$16,239**

M ___ -PLAN12



Not shown in Morpheo Brochure:

QSM ___ -PLAN12 **\$5,431**

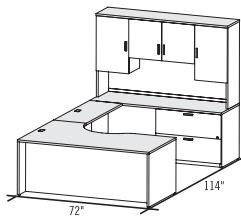
- 1 QSM1NN_-TDM3672
- 1 QSM1N_-F2436R
- 2 QSM1N_-2436LF

1" thick laminate (1).

Other option

1½" thick laminate **\$6,092**

M ___ -PLAN13



Not shown in Morpheo Brochure:

QSM ___ -PLAN13 **\$7,746**

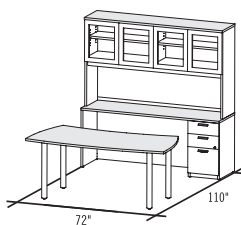
- 1 QSM1NN_-CDM724818
- 1 QSM1NN_-BR1842
- 1 QSM1N_-S2472LF
- 1 QSM1N_-EL724416P
- 1 QSMNN_-P1524UFL

1" thick laminate (1), laminate doors.

Other option

1½" thick laminate **\$8,509**

M ___ -PLAN14



Not shown in Morpheo Brochure:

QSM ___ -PLAN14 **\$6,060**

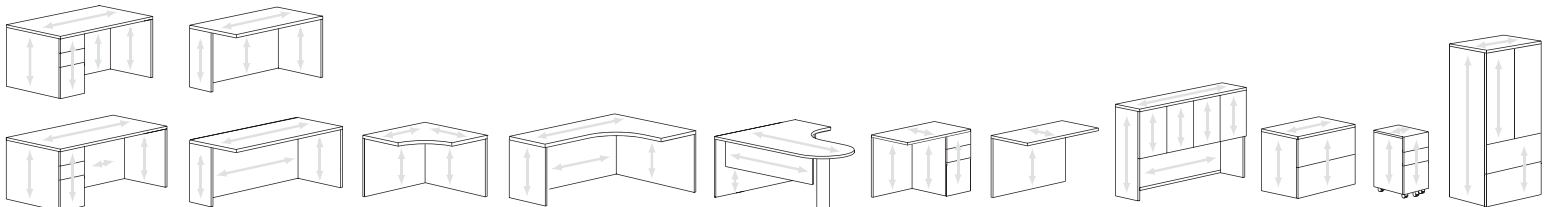
- 1 QSM1NV_-RBT3672
- 1 QSM1N_-S2072UF
- 1 QSM1NNS-E724416T

1" thick laminate (1), Round legs (V), Translucent doors (T).

Other option

1½" thick laminate **\$6,616**

TYPICAL WOOD GRAIN DIRECTION FOR MORPHEO:




OPTIONS



EDGE-BANDING


Furniture with 1" (25 mm) thick tops

Edge - 1" (25 mm)



Furniture with 1½" (38 mm) thick tops

Edge - 1½" (38 mm)



Smooth, ¼" (1,5 mm) thick edge.
The edge is **matched with the finish specified for the surface.**

HANDLES

A choice of metal handles or a linear thermoplastic pull is offered.



B – Curved



L – Linear



Z – Straight

ACCENT COLORS



S – Silver



A – Anthracite Grey

Exception: Wardrobes with single door are only available with B and Z handles.

Exception: Furniture with doors or aluminum kickplate are available in Silver anodized aluminum only.

LEG PANEL OPTIONS FOR DT, AT, CM, ETC.

- A** Two full-width leg panels
- B** One full-width leg panel and one recessed
- C** Two recessed leg panels
- D** Two full-width leg panels, one with wiring access
- E** Two full-width leg panels with wiring access
- F** One full-width leg panel and one recessed with wiring access

MATERIALS

- **Thermofused laminate furniture:**
See prices shown in the "All Laminate" column. Surface material and thickness must be specified in the code.
- **Furniture with tops in high-pressure laminate, the rest in thermofused laminate:**
See prices shown in the "HPL Surfaces" column. Surface material and thickness must be specified in the code.

CODIFICATION

| Series | Options | | |
|----------|--|---|---|
| | Thickness | Handles | Accent color |
| 0 | 1 Thermofused laminate 1" 2 High-pressure laminate 1" 5 Thermofused laminate 1½" 6 High-pressure laminate 1½" | B Curved L Linear Z Straight | A Anthracite Grey S Silver |

ELECTRIFICATION OF FREESTANDING FURNITURE

Electricom II System is fully compatible with Options collection to enable the electrification and communication of Options freestanding furniture. Refer to the Electricom II System section on page 103.

| | W x D x H (in) | W x D x H (mm) | Code | All Laminate (\$) | HPL Surfaces (\$) |
|--|---|-------------------|-----------------------|-------------------|-------------------|
| | <i>2 pedestals with locks. 2 box drawers and 3 file drawers with suspension bars. Pencil tray. Recessed, full-height modesty panel. Full-width wire access.</i> | | | | |
| | 84 x 42 x 29 | 2100 x 1050 x 738 | 0___-UF4284FFA | 3,322 | 3,845 |
| | 72 x 42 x 29 | 1800 x 1050 x 738 | 0___-UF4272FFA | 3,136 | 3,666 |
| | 66 x 36 x 29 | 1650 x 900 x 738 | 0___-UF3666FFA | 3,053 | 3,580 |

Specify the surface type (1, 2). Specify the handle code (B, L, Z).
Specify the accent color (A, S).

| | | | | |
|---------------|-------------------|-----------------------|--------------|--------------|
| 84 x 42 x 29½ | 2100 x 1050 x 751 | 0___-UF4284FFA | 3,666 | 4,197 |
| 72 x 42 x 29½ | 1800 x 1050 x 751 | 0___-UF4272FFA | 3,496 | 4,022 |
| 66 x 36 x 29½ | 1650 x 900 x 751 | 0___-UF3666FFA | 3,400 | 3,932 |

Specify the surface type (5, 6). Specify the handle code (B, L, Z).
Specify the accent color (A, S).

| | W x D x H (in) | W x D x H (mm) | Code | All Laminate (\$) | HPL Surfaces (\$) |
|--|---|------------------|----------------------|-------------------|-------------------|
| | <i>2 pedestals with locks. 2 box drawers and 3 file drawers with suspension bars. Pencil tray. Recessed, full-height modesty panel. Full-width wire access.</i> | | | | |
| | 84 x 36 x 29 | 2100 x 900 x 738 | 0___-UF3684FF | 2,949 | 3,394 |
| | 72 x 36 x 29 | 1800 x 900 x 738 | 0___-UF3672FF | 2,774 | 3,227 |
| | 72 x 30 x 29 | 1800 x 750 x 738 | 0___-UF3072FF | 2,683 | 3,128 |
| | 66 x 30 x 29 | 1650 x 750 x 738 | 0___-UF3066FF | 2,594 | 3,015 |
| | 60 x 30 x 29 | 1500 x 750 x 738 | 0___-UF3060FF | 2,504 | 2,909 |

Specify the surface type (1, 2). Specify the handle code (B, L, Z).
Specify the accent color (A, S).

| | W x D x H (in) | W x D x H (mm) | Code | All Laminate (\$) | HPL Surfaces (\$) |
|---------------------------------------|----------------|------------------|----------------------|-------------------|-------------------|
| Double pedestal desks (cont'd) | 84 x 36 x 29½ | 2100 x 900 x 751 | 0___-UF3684FF | 3,273 | 3,796 |
| | 72 x 36 x 29½ | 1800 x 900 x 751 | 0___-UF3672FF | 3,095 | 3,618 |
| | 72 x 30 x 29½ | 1800 x 750 x 751 | 0___-UF3072FF | 3,015 | 3,532 |
| | 66 x 30 x 29½ | 1650 x 750 x 751 | 0___-UF3066FF | 2,926 | 3,400 |
| | 60 x 30 x 29½ | 1500 x 750 x 751 | 0___-UF3060FF | 2,829 | 3,305 |

Specify the surface type (5, 6). Specify the handle code (B, L, Z).
Specify the accent color (A, S).

| | W x D x H (in) | W x D x H (mm) | Code | All Laminate (\$) | HPL Surfaces (\$) |
|--------------|---|---------------------|---------------------|-------------------|-------------------|
| | <i>2 pedestals with locks. 2 box drawers and 2 file drawers with suspension bars. Pencil tray. Recessed, full-height modesty panel. Full-width wire access.</i> | | | | |
| | 84 x 42 x 29 | 2100 x 1050 x 738 | 0___-F4284FA | 2,787 | 3,322 |
| | 72 x 42 x 29 | 1800 x 1050 x 738 | 0___-F4272FA | 2,614 | 3,136 |
| 66 x 36 x 29 | 1650 x 900 x 738 | 0___-F3666FA | 2,523 | 3,053 | |

Specify the surface type (1, 2). Specify the handle code (B, L, Z).
Specify the accent color (A, S).

| | | | | |
|---------------|-------------------|---------------------|--------------|--------------|
| 84 x 42 x 29½ | 2100 x 1050 x 751 | 0___-F4284FA | 3,136 | 3,666 |
| 72 x 42 x 29½ | 1800 x 1050 x 751 | 0___-F4272FA | 2,965 | 3,496 |
| 66 x 36 x 29½ | 1650 x 900 x 751 | 0___-F3666FA | 2,878 | 3,400 |

Specify the surface type (5, 6). Specify the handle code (B, L, Z).
Specify the accent color (A, S).



Double pedestal desks

2 pedestals with locks. 2 box drawers and 2 file drawers with suspension bars. Pencil tray. Recessed, full-height modesty panel. Full-width wire access.

| W x D x H (in) | W x D x H (mm) | Code | All Laminate (\$) | HPL Surfaces (\$) |
|----------------|------------------|-------------|-------------------|-------------------|
| 84 x 36 x 29 | 2100 x 900 x 738 | O___-F3684F | 2,425 | 2,869 |
| 72 x 36 x 29 | 1800 x 900 x 738 | O___-F3672F | 2,241 | 2,693 |
| 72 x 30 x 29 | 1800 x 750 x 738 | O___-F3072F | 2,161 | 2,604 |
| 66 x 30 x 29 | 1650 x 750 x 738 | O___-F3066F | 2,062 | 2,481 |
| 60 x 30 x 29 | 1500 x 750 x 738 | O___-F3060F | 1,983 | 2,376 |

Specify the surface type (1, 2). Specify the handle code (B, L, Z).
Specify the accent color (A, S).

| | | | | |
|---------------|------------------|-------------|-------|-------|
| 84 x 36 x 29½ | 2100 x 900 x 751 | O___-F3684F | 2,749 | 3,262 |
| 72 x 36 x 29½ | 1800 x 900 x 751 | O___-F3672F | 2,571 | 3,089 |
| 72 x 30 x 29½ | 1800 x 750 x 751 | O___-F3072F | 2,481 | 2,997 |
| 66 x 30 x 29½ | 1650 x 750 x 751 | O___-F3066F | 2,393 | 2,878 |
| 60 x 30 x 29½ | 1500 x 750 x 751 | O___-F3060F | 2,305 | 2,774 |

Specify the surface type (5, 6). Specify the handle code (B, L, Z).
Specify the accent color (A, S).

Bow front single pedestal desks

1 pedestal on left with lock. 2 box drawers and 1 file drawer with suspension bar. Pencil tray. Recessed, full-height modesty panel. Full-width wire access.

| | | | | |
|--------------|-------------------|---------------|-------|-------|
| 72 x 42 x 29 | 1800 x 1050 x 738 | O___-UF4272SA | 2,449 | 2,934 |
|--------------|-------------------|---------------|-------|-------|

Specify the surface type (1, 2). Specify the handle code (B, L, Z).
Specify the accent color (A, S).

| | | | | |
|---------------|-------------------|---------------|-------|-------|
| 72 x 42 x 29½ | 1800 x 1050 x 751 | O___-UF4272SA | 2,787 | 3,350 |
|---------------|-------------------|---------------|-------|-------|

Specify the surface type (5, 6). Specify the handle code (B, L, Z).
Specify the accent color (A, S).

Bow front single pedestal desks

1 pedestal on right with lock. 2 box drawers and 1 file drawer with suspension bar. Pencil tray. Recessed, full-height modesty panel. Full-width wire access.

| | | | | |
|--------------|-------------------|---------------|-------|-------|
| 72 x 42 x 29 | 1800 x 1050 x 738 | O___-S4272UFA | 2,449 | 2,934 |
|--------------|-------------------|---------------|-------|-------|

Specify the surface type (1, 2). Specify the handle code (B, L, Z).
Specify the accent color (A, S).

| | | | | |
|---------------|-------------------|---------------|-------|-------|
| 72 x 42 x 29½ | 1800 x 1050 x 751 | O___-S4272UFA | 2,787 | 3,350 |
|---------------|-------------------|---------------|-------|-------|

Specify the surface type (5, 6). Specify the handle code (B, L, Z).
Specify the accent color (A, S).

Single pedestal desks

1 pedestal on left with lock. 2 box drawers and 1 file drawer with suspension bar. Pencil tray. Recessed, full-height modesty panel. Full-width wire access.

| | | | | |
|--------------|------------------|--------------|-------|-------|
| 72 x 36 x 29 | 1800 x 900 x 738 | O___-UF3672S | 2,062 | 2,433 |
| 72 x 30 x 29 | 1800 x 750 x 738 | O___-UF3072S | 1,983 | 2,337 |
| 66 x 30 x 29 | 1650 x 750 x 738 | O___-UF3066S | 1,892 | 2,217 |
| 60 x 30 x 29 | 1500 x 750 x 738 | O___-UF3060S | 1,806 | 2,111 |

Specify the surface type (1, 2). Specify the handle code (B, L, Z).
Specify the accent color (A, S).

| | | | | |
|---------------|------------------|--------------|-------|-------|
| 72 x 36 x 29½ | 1800 x 900 x 751 | O___-UF3672S | 2,362 | 2,780 |
| 72 x 30 x 29½ | 1800 x 750 x 751 | O___-UF3072S | 2,264 | 2,693 |
| 66 x 30 x 29½ | 1650 x 750 x 751 | O___-UF3066S | 2,184 | 2,571 |
| 60 x 30 x 29½ | 1500 x 750 x 751 | O___-UF3060S | 2,106 | 2,474 |

Specify the surface type (5, 6). Specify the handle code (B, L, Z).
Specify the accent color (A, S).

Single pedestal desks

1 pedestal on right with lock. 2 box drawers and 1 file drawer with suspension bar. Pencil tray. Recessed, full-height modesty panel. Full-width wire access.

| | | | | |
|--------------|------------------|--------------|-------|-------|
| 72 x 36 x 29 | 1800 x 900 x 738 | O___-S3672UF | 2,062 | 2,433 |
| 72 x 30 x 29 | 1800 x 750 x 738 | O___-S3072UF | 1,983 | 2,337 |
| 66 x 30 x 29 | 1650 x 750 x 738 | O___-S3066UF | 1,892 | 2,217 |
| 60 x 30 x 29 | 1500 x 750 x 738 | O___-S3060UF | 1,806 | 2,111 |

Specify the surface type (1, 2). Specify the handle code (B, L, Z).
Specify the accent color (A, S).

| | | | | |
|---------------|------------------|--------------|-------|-------|
| 72 x 36 x 29½ | 1800 x 900 x 751 | O___-S3672UF | 2,362 | 2,780 |
| 72 x 30 x 29½ | 1800 x 750 x 751 | O___-S3072UF | 2,264 | 2,693 |
| 66 x 30 x 29½ | 1650 x 750 x 751 | O___-S3066UF | 2,184 | 2,571 |
| 60 x 30 x 29½ | 1500 x 750 x 751 | O___-S3060UF | 2,106 | 2,474 |

Specify the surface type (5, 6). Specify the handle code (B, L, Z).
Specify the accent color (A, S).

Bow front single pedestal desks

1 pedestal on left with lock. 1 box drawer and 1 file drawer with suspension bar. Pencil tray. Recessed, full-height modesty panel. Full-width wire access.

| | | | | |
|--------------|-------------------|--------------|-------|-------|
| 72 x 42 x 29 | 1800 x 1050 x 738 | O___-F4272SA | 2,184 | 2,614 |
|--------------|-------------------|--------------|-------|-------|

Specify the surface type (1, 2). Specify the handle code (B, L, Z).
Specify the accent color (A, S).

| | | | | |
|---------------|-------------------|--------------|-------|-------|
| 72 x 42 x 29½ | 1800 x 1050 x 751 | O___-F4272SA | 2,466 | 2,957 |
|---------------|-------------------|--------------|-------|-------|

Specify the surface type (5, 6). Specify the handle code (B, L, Z).
Specify the accent color (A, S).

Bow front single pedestal desks

1 pedestal on right with lock. 1 box drawer and 1 file drawer with suspension bar. Pencil tray. Recessed, full-height modesty panel. Full-width wire access.

| | | | | |
|--------------|-------------------|--------------|-------|-------|
| 72 x 42 x 29 | 1800 x 1050 x 738 | O___-S4272FA | 2,184 | 2,614 |
|--------------|-------------------|--------------|-------|-------|

Specify the surface type (1, 2). Specify the handle code (B, L, Z).
Specify the accent color (A, S).

| | | | | |
|---------------|-------------------|--------------|-------|-------|
| 72 x 42 x 29½ | 1800 x 1050 x 751 | O___-S4272FA | 2,466 | 2,957 |
|---------------|-------------------|--------------|-------|-------|

Specify the surface type (5, 6). Specify the handle code (B, L, Z).
Specify the accent color (A, S).

Single pedestal desks

1 pedestal on left with lock. 1 box drawer and 1 file drawer with suspension bar. Pencil tray. Recessed, full-height modesty panel. Full-width wire access.

| | | | | |
|--------------|------------------|-------------|-------|-------|
| 72 x 36 x 29 | 1800 x 900 x 738 | O___-F3672S | 1,806 | 2,167 |
| 72 x 30 x 29 | 1800 x 750 x 738 | O___-F3072S | 1,716 | 2,081 |
| 66 x 30 x 29 | 1650 x 750 x 738 | O___-F3066S | 1,628 | 1,950 |
| 60 x 30 x 29 | 1500 x 750 x 738 | O___-F3060S | 1,546 | 1,854 |

Specify the surface type (1, 2). Specify the handle code (B, L, Z).
Specify the accent color (A, S).

| | | | | |
|---------------|------------------|-------------|-------|-------|
| 72 x 36 x 29½ | 1800 x 900 x 751 | O___-F3672S | 2,095 | 2,514 |
| 72 x 30 x 29½ | 1800 x 750 x 751 | O___-F3072S | 2,008 | 2,433 |
| 66 x 30 x 29½ | 1650 x 750 x 751 | O___-F3066S | 1,918 | 2,305 |
| 60 x 30 x 29½ | 1500 x 750 x 751 | O___-F3060S | 1,847 | 2,210 |

Specify the surface type (5, 6). Specify the handle code (B, L, Z).
Specify the accent color (A, S).

Single pedestal desks

1 pedestal on right with lock. 1 box drawer and 1 file drawer with suspension bar. Pencil tray. Recessed, full-height modesty panel. Full-width wire access.

| | | | | |
|--------------|------------------|-------------|-------|-------|
| 72 x 36 x 29 | 1800 x 900 x 738 | O___-S3672F | 1,806 | 2,167 |
| 72 x 30 x 29 | 1800 x 750 x 738 | O___-S3072F | 1,716 | 2,081 |
| 66 x 30 x 29 | 1650 x 750 x 738 | O___-S3066F | 1,628 | 1,950 |
| 60 x 30 x 29 | 1500 x 750 x 738 | O___-S3060F | 1,546 | 1,854 |

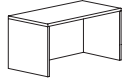
Specify the surface type (1, 2). Specify the handle code (B, L, Z).
Specify the accent color (A, S).



| | W x D x H (in) | W x D x H (mm) | Code | All Laminate (\$) | HPL Surfaces (\$) |
|--|----------------|------------------|-----------------------|-------------------|-------------------|
| Single pedestal desks (cont'd) | 72 x 36 x 29½ | 1800 x 900 x 751 | O_ _ _ -S3672F | 2,095 | 2,514 |
| | 72 x 30 x 29½ | 1800 x 750 x 751 | O_ _ _ -S3072F | 2,008 | 2,433 |
| | 66 x 30 x 29½ | 1650 x 750 x 751 | O_ _ _ -S3066F | 1,918 | 2,305 |
| | 60 x 30 x 29½ | 1500 x 750 x 751 | O_ _ _ -S3060F | 1,847 | 2,210 |

Specify the surface type (5, 6). Specify the handle code (B, L, Z).
Specify the accent color (A, S).

Desk shells



Recessed, full-height modesty panel. Full-width wire access. Can accommodate 1 or 2 pedestals.

| | | | | |
|--------------|------------------|----------------------|--------------|--------------|
| 72 x 36 x 29 | 1800 x 900 x 738 | O_N_ -TDM3672 | 1,182 | 1,660 |
| 72 x 30 x 29 | 1800 x 750 x 738 | O_N_ -TDM3072 | 1,102 | 1,557 |
| 66 x 30 x 29 | 1650 x 750 x 738 | O_N_ -TDM3066 | 1,054 | 1,475 |
| 60 x 30 x 29 | 1500 x 750 x 738 | O_N_ -TDM3060 | 1,015 | 1,419 |

Specify the surface type (1, 2). Specify the accent color (A, S).

| | | | | |
|---------------|------------------|----------------------|--------------|--------------|
| 72 x 36 x 29½ | 1800 x 900 x 751 | O_N_ -TDM3672 | 1,364 | 1,910 |
| 72 x 30 x 29½ | 1800 x 750 x 751 | O_N_ -TDM3072 | 1,289 | 1,814 |
| 66 x 30 x 29½ | 1650 x 750 x 751 | O_N_ -TDM3066 | 1,225 | 1,725 |
| 60 x 30 x 29½ | 1500 x 750 x 751 | O_N_ -TDM3060 | 1,182 | 1,660 |

Specify the surface type (5, 6). Specify the accent color (A, S).

Corner modules



To attach to a work surface. Keyboard surface adjusts from 6½" below surface to 7" above surface with a tilt angle of +/- 15 degrees. Adjustable keyboard surface is 1" thick. Grommet. Full-width wiring access on both back panels. Mechanism packaged separately.

Diagonal wood grain: change last S to D, add 10% to the price.

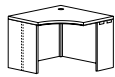
With adjustable keyboard surface.

| | | | | |
|--------------|-------------------|------------------------|--------------|--------------|
| 48 x 48 x 29 | 1200 x 1200 x 738 | O_N_ -CMS4830SC | 2,577 | 2,973 |
| 42 x 42 x 29 | 1050 x 1050 x 738 | O_N_ -CMS4224SC | 2,474 | 2,805 |

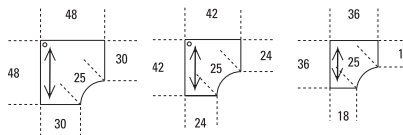
Specify the surface type (1, 2). Specify the accent color (A, S).

| | | | | |
|---------------|-------------------|------------------------|--------------|--------------|
| 48 x 48 x 29½ | 1200 x 1200 x 751 | O_N_ -CMS4830SC | 3,021 | 3,205 |
| 42 x 42 x 29½ | 1050 x 1050 x 751 | O_N_ -CMS4224SC | 2,918 | 3,102 |

Specify the surface type (5, 6). Specify the accent color (A, S).



To attach to a work surface. Grommet. Full-width wiring access on both back panels.



Diagonal wood grain: change S to D, add 10% to the price.

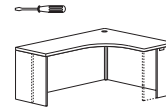
| | | | | |
|--------------|-------------------|-----------------------|--------------|--------------|
| 48 x 48 x 29 | 1200 x 1200 x 738 | O_N_ -CM4830S_ | 1,219 | 1,716 |
| 42 x 42 x 29 | 1050 x 1050 x 738 | O_N_ -CM4224S_ | 1,080 | 1,506 |
| 36 x 36 x 29 | 900 x 900 x 738 | O_N_ -CM3618SC | 1,047 | 1,467 |

Specify the surface type (1, 2). Specify the accent color (A, S).
Specify leg choice at the end of the code (B, C, F).

| | | | | |
|---------------|-------------------|-----------------------|--------------|--------------|
| 48 x 48 x 29½ | 1200 x 1200 x 751 | O_N_ -CM4830S_ | 1,434 | 2,014 |
| 42 x 42 x 29½ | 1050 x 1050 x 751 | O_N_ -CM4224S_ | 1,289 | 1,806 |
| 36 x 36 x 29½ | 900 x 900 x 751 | O_N_ -CM3618SC | 1,193 | 1,676 |

Specify the surface type (5, 6). Specify the accent color (A, S).
Specify leg choice at the end of the code (B, C, F).

Left extended corner modules



| W x D x H (in) | W x D x H (mm) | Code | All Laminate (\$) | HPL Surfaces (\$) |
|---|----------------|----------------|-------------------|-------------------|
| <i>Grommet. Full-width wiring access on both back panels.</i> | | | | |
| | | Surface | R1 | R2 |
| | | 72"/48" | 29½" (750 mm) | 5½" (150 mm) |
| | | 66"/48" | 23½" (600 mm) | 5½" (150 mm) |
| | | 60"/48" | 17½" (450 mm) | 5½" (150 mm) |
| | | 72"/42" | 29½" (750 mm) | |
| | | 66"/42" | 23½" (600 mm) | |
| | | 60"/42" | 17½" (450 mm) | |
| | | 72"/36" | 17½" (450 mm) | |
| | | 66"/36" | 11¾" (300 mm) | |
| | | 60"/36" | 5½" (150 mm) | |

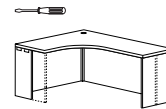
| | | | | |
|--------------|-------------------|------------------------|--------------|--------------|
| 72 x 48 x 29 | 1800 x 1200 x 738 | O_N_ -CM724824_ | 1,690 | 2,371 |
| 66 x 48 x 29 | 1650 x 1200 x 738 | O_N_ -CM664824_ | 1,605 | 2,241 |
| 60 x 48 x 29 | 1500 x 1200 x 738 | O_N_ -CM604824_ | 1,506 | 2,118 |
| 72 x 42 x 29 | 1800 x 1050 x 738 | O_N_ -CM724224_ | 1,605 | 2,241 |
| 66 x 42 x 29 | 1650 x 1050 x 738 | O_N_ -CM664224_ | 1,506 | 2,118 |
| 60 x 42 x 29 | 1500 x 1050 x 738 | O_N_ -CM604224_ | 1,426 | 2,001 |
| 72 x 36 x 29 | 1800 x 900 x 738 | O_N_ -CM723624_ | 1,506 | 2,118 |
| 66 x 36 x 29 | 1650 x 900 x 738 | O_N_ -CM663624_ | 1,355 | 1,904 |
| 60 x 36 x 29 | 1500 x 900 x 738 | O_N_ -CM603624_ | 1,274 | 1,772 |

Specify the surface type (1, 2). Specify the accent color (A, S).
Specify leg choice at the end of the code (A, B, C, D, E, F).

| | | | | |
|---------------|-------------------|------------------------|--------------|--------------|
| 72 x 48 x 29½ | 1800 x 1200 x 751 | O_N_ -CM724824_ | 1,950 | 2,739 |
| 66 x 48 x 29½ | 1650 x 1200 x 751 | O_N_ -CM664824_ | 1,869 | 2,614 |
| 60 x 48 x 29½ | 1500 x 1200 x 751 | O_N_ -CM604824_ | 1,772 | 2,491 |
| 72 x 42 x 29½ | 1800 x 1050 x 751 | O_N_ -CM724224_ | 1,869 | 2,614 |
| 66 x 42 x 29½ | 1650 x 1050 x 751 | O_N_ -CM664224_ | 1,772 | 2,491 |
| 60 x 42 x 29½ | 1500 x 1050 x 751 | O_N_ -CM604224_ | 1,690 | 2,371 |
| 72 x 36 x 29½ | 1800 x 900 x 751 | O_N_ -CM723624_ | 1,635 | 2,296 |
| 66 x 36 x 29½ | 1650 x 900 x 751 | O_N_ -CM663624_ | 1,557 | 2,175 |
| 60 x 36 x 29½ | 1500 x 900 x 751 | O_N_ -CM603624_ | 1,452 | 2,029 |

Specify the surface type (5, 6). Specify the accent color (A, S).
Specify leg choice at the end of the code (A, B, C, D, E, F).

Right extended corner modules



| W x D x H (in) | W x D x H (mm) | Code | All Laminate (\$) | HPL Surfaces (\$) |
|---|----------------|----------------|-------------------|-------------------|
| <i>Grommet. Full-width wiring access on both back panels.</i> | | | | |
| | | Surface | R1 | R2 |
| | | 72"/48" | 29½" (750 mm) | 5½" (150 mm) |
| | | 66"/48" | 23½" (600 mm) | 5½" (150 mm) |
| | | 60"/48" | 17½" (450 mm) | 5½" (150 mm) |
| | | 72"/42" | 29½" (750 mm) | |
| | | 66"/42" | 23½" (600 mm) | |
| | | 60"/42" | 17½" (450 mm) | |
| | | 72"/36" | 17½" (450 mm) | |
| | | 66"/36" | 11¾" (300 mm) | |
| | | 60"/36" | 5½" (150 mm) | |

| | | | | |
|--------------|-------------------|------------------------|--------------|--------------|
| 72 x 48 x 29 | 1800 x 1200 x 738 | O_N_ -CM487224_ | 1,690 | 2,371 |
| 66 x 48 x 29 | 1650 x 1200 x 738 | O_N_ -CM486624_ | 1,605 | 2,241 |
| 60 x 48 x 29 | 1500 x 1200 x 738 | O_N_ -CM486024_ | 1,506 | 2,118 |
| 72 x 42 x 29 | 1800 x 1050 x 738 | O_N_ -CM427224_ | 1,605 | 2,241 |
| 66 x 42 x 29 | 1650 x 1050 x 738 | O_N_ -CM426624_ | 1,506 | 2,118 |
| 60 x 42 x 29 | 1500 x 1050 x 738 | O_N_ -CM426024_ | 1,426 | 2,001 |
| 72 x 36 x 29 | 1800 x 900 x 738 | O_N_ -CM367224_ | 1,506 | 2,118 |
| 66 x 36 x 29 | 1650 x 900 x 738 | O_N_ -CM366624_ | 1,355 | 1,904 |
| 60 x 36 x 29 | 1500 x 900 x 738 | O_N_ -CM366024_ | 1,274 | 1,772 |

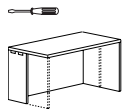
Specify the surface type (1, 2). Specify the accent color (A, S).
Specify leg choice at the end of the code (A, B, C, D, E, F).



| | W x D x H (in) | W x D x H (mm) | Code | All Laminate (\$) | HPL Surfaces (\$) |
|---|----------------|-------------------|-----------------------|-------------------|-------------------|
| Right extended corner modules (cont'd) | 72 x 48 x 29½ | 1800 x 1200 x 751 | O_N_-CM487224_ | 1,950 | 2,739 |
| | 66 x 48 x 29½ | 1650 x 1200 x 751 | O_N_-CM486624_ | 1,869 | 2,614 |
| | 60 x 48 x 29½ | 1500 x 1200 x 751 | O_N_-CM486024_ | 1,772 | 2,491 |
| | 72 x 42 x 29½ | 1800 x 1050 x 751 | O_N_-CM427224_ | 1,869 | 2,614 |
| | 66 x 42 x 29½ | 1650 x 1050 x 751 | O_N_-CM426624_ | 1,772 | 2,491 |
| | 60 x 42 x 29½ | 1500 x 1050 x 751 | O_N_-CM426024_ | 1,690 | 2,371 |
| | 72 x 36 x 29½ | 1800 x 900 x 751 | O_N_-CM367224_ | 1,635 | 2,296 |
| | 66 x 36 x 29½ | 1650 x 900 x 751 | O_N_-CM366624_ | 1,557 | 2,175 |
| | 60 x 36 x 29½ | 1500 x 900 x 751 | O_N_-CM366024_ | 1,452 | 2,029 |

Specify the surface type (5, 6). Specify the accent color (A, S).
Specify leg choice at the end of the code (A, B, C, D, E, F).

Rectangular tables 30" D



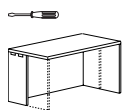
| | <i>Full-width wire access.</i> | | | | |
|--------------|--------------------------------|---------------------|--------------|--------------|--|
| 72 x 30 x 29 | 1800 x 750 x 738 | O_N_-DT3072_ | 1,138 | 1,597 | |
| 66 x 30 x 29 | 1650 x 750 x 738 | O_N_-DT3066_ | 1,102 | 1,546 | |
| 60 x 30 x 29 | 1500 x 750 x 738 | O_N_-DT3060_ | 1,047 | 1,467 | |
| 54 x 30 x 29 | 1350 x 750 x 738 | O_N_-DT3054_ | 1,008 | 1,411 | |
| 48 x 30 x 29 | 1200 x 750 x 738 | O_N_-DT3048_ | 942 | 1,144 | |
| 42 x 30 x 29 | 1050 x 750 x 738 | O_N_-DT3042_ | 902 | 1,088 | |
| 36 x 30 x 29 | 900 x 750 x 738 | O_N_-DT3036_ | 856 | 1,033 | |
| 30 x 30 x 29 | 750 x 750 x 738 | O_N_-DT3030_ | 813 | 984 | |
| 24 x 30 x 29 | 600 x 750 x 738 | O_N_-DT3024_ | 758 | 912 | |

Specify the surface type (1, 2). Specify the accent color (A, S).
Specify leg choice at the end of the code (A, B, C, D, E, F).

| | | | | |
|---------------|------------------|---------------------|--------------|--------------|
| 72 x 30 x 29½ | 1800 x 750 x 751 | O_N_-DT3072_ | 1,329 | 1,869 |
| 66 x 30 x 29½ | 1650 x 750 x 751 | O_N_-DT3066_ | 1,289 | 1,806 |
| 60 x 30 x 29½ | 1500 x 750 x 751 | O_N_-DT3060_ | 1,225 | 1,725 |
| 54 x 30 x 29½ | 1350 x 750 x 751 | O_N_-DT3054_ | 1,182 | 1,660 |
| 48 x 30 x 29½ | 1200 x 750 x 751 | O_N_-DT3048_ | 1,102 | 1,322 |
| 42 x 30 x 29½ | 1050 x 750 x 751 | O_N_-DT3042_ | 1,047 | 1,264 |
| 36 x 30 x 29½ | 900 x 750 x 751 | O_N_-DT3036_ | 1,008 | 1,201 |
| 30 x 30 x 29½ | 750 x 750 x 751 | O_N_-DT3030_ | 942 | 1,144 |
| 24 x 30 x 29½ | 600 x 750 x 751 | O_N_-DT3024_ | 902 | 1,088 |

Specify the surface type (5, 6). Specify the accent color (A, S).
Specify leg choice at the end of the code (A, B, C, D, E, F).

Rectangular tables 24" D



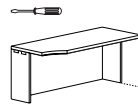
| | <i>Full-width wire access.</i> | | | | |
|--------------|--------------------------------|---------------------|--------------|--------------|--|
| 72 x 24 x 29 | 1800 x 600 x 738 | O_N_-DT2472_ | 1,102 | 1,546 | |
| 66 x 24 x 29 | 1650 x 600 x 738 | O_N_-DT2466_ | 1,047 | 1,467 | |
| 60 x 24 x 29 | 1500 x 600 x 738 | O_N_-DT2460_ | 1,008 | 1,411 | |
| 54 x 24 x 29 | 1350 x 600 x 738 | O_N_-DT2454_ | 942 | 1,335 | |
| 48 x 24 x 29 | 1200 x 600 x 738 | O_N_-DT2448_ | 902 | 1,088 | |
| 42 x 24 x 29 | 1050 x 600 x 738 | O_N_-DT2442_ | 856 | 1,033 | |
| 36 x 24 x 29 | 900 x 600 x 738 | O_N_-DT2436_ | 813 | 984 | |
| 30 x 24 x 29 | 750 x 600 x 738 | O_N_-DT2430_ | 758 | 912 | |
| 24 x 24 x 29 | 600 x 600 x 738 | O_N_-DT2424_ | 724 | 870 | |

Specify the surface type (1, 2). Specify the accent color (A, S).
Specify leg choice at the end of the code (A, B, C, D, E, F).

| | W x D x H (in) | W x D x H (mm) | Code | All Laminate (\$) | HPL Surfaces (\$) |
|--|----------------|------------------|---------------------|-------------------|-------------------|
| Rectangular tables 24" D (cont'd) | 72 x 24 x 29½ | 1800 x 600 x 751 | O_N_-DT2472_ | 1,225 | 1,725 |
| | 66 x 24 x 29½ | 1650 x 600 x 751 | O_N_-DT2466_ | 1,182 | 1,660 |
| | 60 x 24 x 29½ | 1500 x 600 x 751 | O_N_-DT2460_ | 1,138 | 1,597 |
| | 54 x 24 x 29½ | 1350 x 600 x 751 | O_N_-DT2454_ | 1,102 | 1,546 |
| | 48 x 24 x 29½ | 1200 x 600 x 751 | O_N_-DT2448_ | 1,008 | 1,201 |
| | 42 x 24 x 29½ | 1050 x 600 x 751 | O_N_-DT2442_ | 942 | 1,144 |
| | 36 x 24 x 29½ | 900 x 600 x 751 | O_N_-DT2436_ | 902 | 1,088 |
| | 30 x 24 x 29½ | 750 x 600 x 751 | O_N_-DT2430_ | 856 | 1,033 |
| | 24 x 24 x 29½ | 600 x 600 x 751 | O_N_-DT2424_ | 813 | 984 |

Specify the surface type (5, 6). Specify the accent color (A, S).
Specify leg choice at the end of the code (A, B, C, D, E, F).

Left asymmetrical tables, 30" D



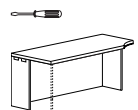
| | <i>To attach to a work surface. Full-width wire access.</i> | | | | |
|--------------|---|-----------------------|----------------|--------------|--|
| | | | Surface | R1 | |
| | | | 54"/30" | 35⅜" | |
| | | | 48"/30" | 29½" | |
| | | | 42"/30" | 23½" | |
| | | | 36"/30" | 17⅝" | |
| | | | 30"/30" | 11⅝" | |
| 54 x 30 x 29 | 1350 x 750 x 738 | O_N_-AT245430_ | 984 | 1,371 | |
| 48 x 30 x 29 | 1200 x 750 x 738 | O_N_-AT244830_ | 926 | 1,127 | |
| 42 x 30 x 29 | 1050 x 750 x 738 | O_N_-AT244230_ | 885 | 1,071 | |
| 36 x 30 x 29 | 900 x 750 x 738 | O_N_-AT243630_ | 847 | 1,021 | |
| 30 x 30 x 29 | 750 x 750 x 738 | O_N_-AT243030_ | 798 | 973 | |

Specify the surface type (1, 2). Specify the accent color (A, S).
Specify leg choice at the end of the code (B, C, F).

| | | | | |
|---------------|------------------|-----------------------|--------------|--------------|
| 54 x 30 x 29½ | 1350 x 750 x 751 | O_N_-AT245430_ | 1,152 | 1,621 |
| 48 x 30 x 29½ | 1200 x 750 x 751 | O_N_-AT244830_ | 1,054 | 1,274 |
| 42 x 30 x 29½ | 1050 x 750 x 751 | O_N_-AT244230_ | 1,021 | 1,225 |
| 36 x 30 x 29½ | 900 x 750 x 751 | O_N_-AT243630_ | 984 | 1,176 |
| 30 x 30 x 29½ | 750 x 750 x 751 | O_N_-AT243030_ | 926 | 1,127 |

Specify the surface type (5, 6). Specify the accent color (A, S).
Specify leg choice at the end of the code (B, C, F).

Right asymmetrical tables, 30" D



| | <i>To attach to a work surface. Full-width wire access.</i> | | | | |
|--------------|---|-----------------------|----------------|--------------|--|
| | | | Surface | R1 | |
| | | | 54"/30" | 35⅜" | |
| | | | 48"/30" | 29½" | |
| | | | 42"/30" | 23½" | |
| | | | 36"/30" | 17⅝" | |
| | | | 30"/30" | 11⅝" | |
| 54 x 30 x 29 | 1350 x 750 x 738 | O_N_-AT305424_ | 984 | 1,371 | |
| 48 x 30 x 29 | 1200 x 750 x 738 | O_N_-AT304824_ | 926 | 1,127 | |
| 42 x 30 x 29 | 1050 x 750 x 738 | O_N_-AT304224_ | 885 | 1,071 | |
| 36 x 30 x 29 | 900 x 750 x 738 | O_N_-AT303624_ | 847 | 1,021 | |
| 30 x 30 x 29 | 750 x 750 x 738 | O_N_-AT303024_ | 798 | 973 | |

Specify the surface type (1, 2). Specify the accent color (A, S).
Specify leg choice at the end of the code (B, C, F).

| | | | | |
|---------------|------------------|-----------------------|--------------|--------------|
| 54 x 30 x 29½ | 1350 x 750 x 751 | O_N_-AT305424_ | 1,152 | 1,621 |
| 48 x 30 x 29½ | 1200 x 750 x 751 | O_N_-AT304824_ | 1,054 | 1,274 |
| 42 x 30 x 29½ | 1050 x 750 x 751 | O_N_-AT304224_ | 1,021 | 1,225 |
| 36 x 30 x 29½ | 900 x 750 x 751 | O_N_-AT303624_ | 984 | 1,176 |
| 30 x 30 x 29½ | 750 x 750 x 751 | O_N_-AT303024_ | 926 | 1,127 |

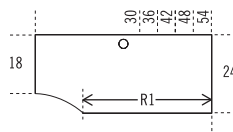
Specify the surface type (5, 6). Specify the accent color (A, S).
Specify leg choice at the end of the code (B, C, F).



Left asymmetrical tables, 24" D



To attach to a work surface. Full-width wire access.



| Surface | R1 |
|---------|----------------------------------|
| 54"/24" | 35 ³ / ₈ " |
| 48"/24" | 29 ¹ / ₂ " |
| 42"/24" | 23 ¹ / ₂ " |
| 36"/24" | 17 ³ / ₈ " |
| 30"/24" | 11 ⁵ / ₈ " |

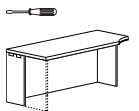
| W x D x H (in) | W x D x H (mm) | Code | All Laminate (\$) | HPL Surfaces (\$) |
|----------------|------------------|-----------------------|-------------------|-------------------|
| 54 x 24 x 29 | 1350 x 600 x 738 | O_N_-AT185424_ | 926 | 1,317 |
| 48 x 24 x 29 | 1200 x 600 x 738 | O_N_-AT184824_ | 885 | 1,071 |
| 42 x 24 x 29 | 1050 x 600 x 738 | O_N_-AT184224_ | 847 | 1,021 |
| 36 x 24 x 29 | 900 x 600 x 738 | O_N_-AT183624_ | 798 | 973 |
| 30 x 24 x 29 | 750 x 600 x 738 | O_N_-AT183024_ | 758 | 912 |

Specify the surface type (1, 2). Specify the accent color (A, S).
Specify leg choice at the end of the code (B, C, F).

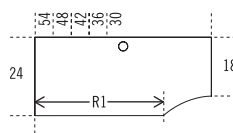
| | | | | |
|---------------|------------------|-----------------------|-------|-------|
| 54 x 24 x 29½ | 1350 x 600 x 751 | O_N_-AT185424_ | 1,114 | 1,564 |
| 48 x 24 x 29½ | 1200 x 600 x 751 | O_N_-AT184824_ | 1,021 | 1,225 |
| 42 x 24 x 29½ | 1050 x 600 x 751 | O_N_-AT184224_ | 984 | 1,176 |
| 36 x 24 x 29½ | 900 x 600 x 751 | O_N_-AT183624_ | 926 | 1,127 |
| 30 x 24 x 29½ | 750 x 600 x 751 | O_N_-AT183024_ | 885 | 1,071 |

Specify the surface type (5, 6). Specify the accent color (A, S).
Specify leg choice at the end of the code (B, C, F).

Right asymmetrical tables, 24" D



To attach to a work surface. Full-width wire access.



| Surface | R1 |
|---------|----------------------------------|
| 54"/24" | 35 ³ / ₈ " |
| 48"/24" | 29 ¹ / ₂ " |
| 42"/24" | 23 ¹ / ₂ " |
| 36"/24" | 17 ³ / ₈ " |
| 30"/24" | 11 ⁵ / ₈ " |

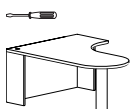
| | | | | |
|--------------|------------------|-----------------------|-----|-------|
| 54 x 24 x 29 | 1350 x 600 x 738 | O_N_-AT245418_ | 926 | 1,317 |
| 48 x 24 x 29 | 1200 x 600 x 738 | O_N_-AT244818_ | 885 | 1,071 |
| 42 x 24 x 29 | 1050 x 600 x 738 | O_N_-AT244218_ | 847 | 1,021 |
| 36 x 24 x 29 | 900 x 600 x 738 | O_N_-AT243618_ | 798 | 973 |
| 30 x 24 x 29 | 750 x 600 x 738 | O_N_-AT243018_ | 758 | 912 |

Specify the surface type (1, 2). Specify the accent color (A, S).
Specify leg choice at the end of the code (B, C, F).

| | | | | |
|---------------|------------------|-----------------------|-------|-------|
| 54 x 24 x 29½ | 1350 x 600 x 751 | O_N_-AT245418_ | 1,114 | 1,564 |
| 48 x 24 x 29½ | 1200 x 600 x 751 | O_N_-AT244818_ | 1,021 | 1,225 |
| 42 x 24 x 29½ | 1050 x 600 x 751 | O_N_-AT244218_ | 984 | 1,176 |
| 36 x 24 x 29½ | 900 x 600 x 751 | O_N_-AT243618_ | 926 | 1,127 |
| 30 x 24 x 29½ | 750 x 600 x 751 | O_N_-AT243018_ | 885 | 1,071 |

Specify the surface type (5, 6). Specify the accent color (A, S).
Specify leg choice at the end of the code (B, C, F).

Left D-shaped extended corner modules



Packaged in 2 boxes.

To attach to a work surface. Grommet. Side full-width wiring access. 2 reversible recessed leg panels (one with wiring access). 6" diameter steel leg.

| | | | | |
|--------------|-------------------|-----------------------|-------|-------|
| 84 x 48 x 29 | 2100 x 1200 x 738 | O_N_-CB844824_ | 1,854 | 2,586 |
| 78 x 48 x 29 | 1950 x 1200 x 738 | O_N_-CB784824_ | 1,760 | 2,466 |
| 72 x 48 x 29 | 1800 x 1200 x 738 | O_N_-CB724824_ | 1,669 | 2,337 |
| 84 x 42 x 29 | 2100 x 1050 x 738 | O_N_-CB844224_ | 1,760 | 2,466 |
| 78 x 42 x 29 | 1950 x 1050 x 738 | O_N_-CB784224_ | 1,669 | 2,337 |
| 72 x 42 x 29 | 1800 x 1050 x 738 | O_N_-CB724224_ | 1,585 | 2,217 |

Specify the surface type (1, 2). Specify the accent color (A, S).

Left D-shaped extended corner modules (cont'd)

| W x D x H (in) | W x D x H (mm) | Code | All Laminate (\$) | HPL Surfaces (\$) |
|----------------|-------------------|-----------------------|-------------------|-------------------|
| 84 x 48 x 29½ | 2100 x 1200 x 751 | O_N_-CB844824_ | 2,111 | 2,957 |
| 78 x 48 x 29½ | 1950 x 1200 x 751 | O_N_-CB784824_ | 2,022 | 2,829 |
| 72 x 48 x 29½ | 1800 x 1200 x 751 | O_N_-CB724824_ | 1,934 | 2,706 |
| 84 x 42 x 29½ | 2100 x 1050 x 751 | O_N_-CB844224_ | 2,022 | 2,829 |
| 78 x 42 x 29½ | 1950 x 1050 x 751 | O_N_-CB784224_ | 1,934 | 2,706 |
| 72 x 42 x 29½ | 1800 x 1050 x 751 | O_N_-CB724224_ | 1,854 | 2,586 |

Specify the surface type (5, 6). Specify the accent color (A, S).

Right D-shaped extended corner modules



Packaged in 2 boxes.

To attach to a work surface. Grommet. Side full-width wiring access. 2 reversible recessed leg panels (one with wiring access). 6" diameter steel leg.

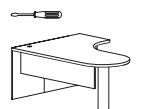
| | | | | |
|--------------|-------------------|-----------------------|-------|-------|
| 84 x 48 x 29 | 2100 x 1200 x 738 | O_N_-C4884824_ | 1,854 | 2,586 |
| 78 x 48 x 29 | 1950 x 1200 x 738 | O_N_-C4878824_ | 1,760 | 2,466 |
| 72 x 48 x 29 | 1800 x 1200 x 738 | O_N_-C4872824_ | 1,669 | 2,337 |
| 84 x 42 x 29 | 2100 x 1050 x 738 | O_N_-C4284824_ | 1,760 | 2,466 |
| 78 x 42 x 29 | 1950 x 1050 x 738 | O_N_-C4278824_ | 1,669 | 2,337 |
| 72 x 42 x 29 | 1800 x 1050 x 738 | O_N_-C4272824_ | 1,585 | 2,217 |

Specify the surface type (1, 2). Specify the accent color (A, S).

| | | | | |
|---------------|-------------------|-----------------------|-------|-------|
| 84 x 48 x 29½ | 2100 x 1200 x 751 | O_N_-C4884824_ | 2,111 | 2,957 |
| 78 x 48 x 29½ | 1950 x 1200 x 751 | O_N_-C4878824_ | 2,022 | 2,829 |
| 72 x 48 x 29½ | 1800 x 1200 x 751 | O_N_-C4872824_ | 1,934 | 2,706 |
| 84 x 42 x 29½ | 2100 x 1050 x 751 | O_N_-C4284824_ | 2,022 | 2,829 |
| 78 x 42 x 29½ | 1950 x 1050 x 751 | O_N_-C4278824_ | 1,934 | 2,706 |
| 72 x 42 x 29½ | 1800 x 1050 x 751 | O_N_-C4272824_ | 1,854 | 2,586 |

Specify the surface type (5, 6). Specify the accent color (A, S).

Left D-shaped extended corner modules with modesty panel



Packaged in 2 boxes.

To attach to a work surface. Grommet. Side half-width wiring access. Modesty panel. 6" diameter steel leg.

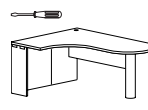
| | | | | |
|--------------|-------------------|------------------------|-------|-------|
| 84 x 48 x 29 | 2100 x 1200 x 738 | O_N_-CBM844824_ | 2,062 | 2,805 |
| 78 x 48 x 29 | 1950 x 1200 x 738 | O_N_-CBM784824_ | 1,983 | 2,683 |
| 72 x 48 x 29 | 1800 x 1200 x 738 | O_N_-CBM724824_ | 1,892 | 2,551 |
| 84 x 42 x 29 | 2100 x 1050 x 738 | O_N_-CBM844224_ | 1,983 | 2,683 |
| 78 x 42 x 29 | 1950 x 1050 x 738 | O_N_-CBM784224_ | 1,892 | 2,551 |
| 72 x 42 x 29 | 1800 x 1050 x 738 | O_N_-CBM724224_ | 1,806 | 2,442 |

Specify the surface type (1, 2). Specify the accent color (A, S).

| | | | | |
|---------------|-------------------|------------------------|-------|-------|
| 84 x 48 x 29½ | 2100 x 1200 x 751 | O_N_-CBM844824_ | 2,329 | 3,177 |
| 78 x 48 x 29½ | 1950 x 1200 x 751 | O_N_-CBM784824_ | 2,241 | 3,053 |
| 72 x 48 x 29½ | 1800 x 1200 x 751 | O_N_-CBM724824_ | 2,161 | 2,934 |
| 84 x 42 x 29½ | 2100 x 1050 x 751 | O_N_-CBM844224_ | 2,241 | 3,053 |
| 78 x 42 x 29½ | 1950 x 1050 x 751 | O_N_-CBM784224_ | 2,161 | 2,934 |
| 72 x 42 x 29½ | 1800 x 1050 x 751 | O_N_-CBM724224_ | 2,062 | 2,805 |

Specify the surface type (5, 6). Specify the accent color (A, S).

Right D-shaped extended corner modules with modesty panel



Packaged in 2 boxes.

To attach to a work surface. Grommet. Side half-width wiring access. Modesty panel. 6" diameter steel leg.

| | | | | |
|--------------|-------------------|-----------------------|-------|-------|
| 84 x 48 x 29 | 2100 x 1200 x 738 | O_N_-C4884824_ | 2,062 | 2,805 |
| 78 x 48 x 29 | 1950 x 1200 x 738 | O_N_-C4878824_ | 1,983 | 2,683 |
| 72 x 48 x 29 | 1800 x 1200 x 738 | O_N_-C4872824_ | 1,892 | 2,551 |
| 84 x 42 x 29 | 2100 x 1050 x 738 | O_N_-C4284824_ | 1,983 | 2,683 |
| 78 x 42 x 29 | 1950 x 1050 x 738 | O_N_-C4278824_ | 1,892 | 2,551 |
| 72 x 42 x 29 | 1800 x 1050 x 738 | O_N_-C4272824_ | 1,806 | 2,442 |

Specify the surface type (1, 2). Specify the accent color (A, S).



| | W x D x H (in) | W x D x H (mm) | Code | All Laminate (\$) | HPL Surfaces (\$) |
|---|----------------|-------------------|-----------------------|-------------------|-------------------|
| Right D-shaped extended corner modules with modesty panel (cont'd) | 84 x 48 x 29½ | 2100 x 1200 x 751 | O_N_-C4884BM24 | 2,329 | 3,177 |
| | 78 x 48 x 29½ | 1950 x 1200 x 751 | O_N_-C4878BM24 | 2,241 | 3,053 |
| | 72 x 48 x 29½ | 1800 x 1200 x 751 | O_N_-C4872BM24 | 2,161 | 2,934 |
| | 84 x 42 x 29½ | 2100 x 1050 x 751 | O_N_-C4284BM24 | 2,241 | 3,053 |
| | 78 x 42 x 29½ | 1950 x 1050 x 751 | O_N_-C4278BM24 | 2,161 | 2,934 |
| | 72 x 42 x 29½ | 1800 x 1050 x 751 | O_N_-C4272BM24 | 2,062 | 2,805 |

Specify the surface type (5, 6). Specify the accent color (A, S).

Left P-shaped extended corner modules



Packaged in 2 boxes.

To attach to a work surface. Grommet. Side full-width wiring access. 2 reversible recessed leg panels (one with wiring access). 6" diameter steel leg.

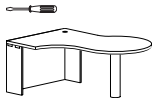
| | | | | |
|--------------|-------------------|----------------------|--------------|--------------|
| 84 x 60 x 29 | 2100 x 1500 x 738 | O_N_-CP844824 | 1,934 | 2,706 |
| 78 x 60 x 29 | 1950 x 1500 x 738 | O_N_-CP784824 | 1,854 | 2,586 |
| 72 x 60 x 29 | 1800 x 1500 x 738 | O_N_-CP724824 | 1,760 | 2,466 |
| 84 x 54 x 29 | 2100 x 1350 x 738 | O_N_-CP844224 | 1,854 | 2,586 |
| 78 x 54 x 29 | 1950 x 1350 x 738 | O_N_-CP784224 | 1,760 | 2,466 |
| 72 x 54 x 29 | 1800 x 1350 x 738 | O_N_-CP724224 | 1,669 | 2,337 |

Specify the surface type (1, 2). Specify the accent color (A, S).

| | | | | |
|---------------|-------------------|----------------------|--------------|--------------|
| 84 x 60 x 29½ | 2100 x 1500 x 751 | O_N_-CP844824 | 2,199 | 3,080 |
| 78 x 60 x 29½ | 1950 x 1500 x 751 | O_N_-CP784824 | 2,111 | 2,957 |
| 72 x 60 x 29½ | 1800 x 1500 x 751 | O_N_-CP724824 | 2,022 | 2,829 |
| 84 x 54 x 29½ | 2100 x 1350 x 751 | O_N_-CP844224 | 2,111 | 2,957 |
| 78 x 54 x 29½ | 1950 x 1350 x 751 | O_N_-CP784224 | 2,022 | 2,829 |
| 72 x 54 x 29½ | 1800 x 1350 x 751 | O_N_-CP724224 | 1,934 | 2,706 |

Specify the surface type (5, 6). Specify the accent color (A, S).

Right P-shaped extended corner modules



Packaged in 2 boxes.

To attach to a work surface. Grommet. Side full-width wiring access. 2 reversible recessed leg panels (one with wiring access). 6" diameter steel leg.

| | | | | |
|--------------|-------------------|----------------------|--------------|--------------|
| 84 x 60 x 29 | 2100 x 1500 x 738 | O_N_-C4884P24 | 1,934 | 2,706 |
| 78 x 60 x 29 | 1950 x 1500 x 738 | O_N_-C4878P24 | 1,854 | 2,586 |
| 72 x 60 x 29 | 1800 x 1500 x 738 | O_N_-C4872P24 | 1,760 | 2,466 |
| 84 x 54 x 29 | 2100 x 1350 x 738 | O_N_-C4284P24 | 1,854 | 2,586 |
| 78 x 54 x 29 | 1950 x 1350 x 738 | O_N_-C4278P24 | 1,760 | 2,466 |
| 72 x 54 x 29 | 1800 x 1350 x 738 | O_N_-C4272P24 | 1,669 | 2,337 |

Specify the surface type (1, 2). Specify the accent color (A, S).

| | | | | |
|---------------|-------------------|----------------------|--------------|--------------|
| 84 x 60 x 29½ | 2100 x 1500 x 751 | O_N_-C4884P24 | 2,199 | 3,080 |
| 78 x 60 x 29½ | 1950 x 1500 x 751 | O_N_-C4878P24 | 2,111 | 2,957 |
| 72 x 60 x 29½ | 1800 x 1500 x 751 | O_N_-C4872P24 | 2,022 | 2,829 |
| 84 x 54 x 29½ | 2100 x 1350 x 751 | O_N_-C4284P24 | 2,111 | 2,957 |
| 78 x 54 x 29½ | 1950 x 1350 x 751 | O_N_-C4278P24 | 2,022 | 2,829 |
| 72 x 54 x 29½ | 1800 x 1350 x 751 | O_N_-C4272P24 | 1,934 | 2,706 |

Specify the surface type (5, 6). Specify the accent color (A, S).

Left P-shaped extended corner modules with modesty panel



Packaged in 2 boxes.

To attach to a work surface. Grommet. Side half-width wiring access. Modesty panel. 6" diameter steel leg.

| | | | | |
|--------------|-------------------|-----------------------|--------------|--------------|
| 84 x 60 x 29 | 2100 x 1500 x 738 | O_N_-CPM844824 | 2,161 | 2,934 |
| 78 x 60 x 29 | 1950 x 1500 x 738 | O_N_-CPM784824 | 2,062 | 2,805 |
| 72 x 60 x 29 | 1800 x 1500 x 738 | O_N_-CPM724824 | 1,983 | 2,683 |
| 84 x 54 x 29 | 2100 x 1350 x 738 | O_N_-CPM844224 | 2,062 | 2,805 |
| 78 x 54 x 29 | 1950 x 1350 x 738 | O_N_-CPM784224 | 1,983 | 2,683 |
| 72 x 54 x 29 | 1800 x 1350 x 738 | O_N_-CPM724224 | 1,892 | 2,551 |

Specify the surface type (1, 2). Specify the accent color (A, S).

Left P-shaped extended corner modules with modesty panel (cont'd)

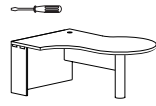


Packaged in 2 boxes.

| | W x D x H (in) | W x D x H (mm) | Code | All Laminate (\$) | HPL Surfaces (\$) |
|--|----------------|-------------------|-----------------------|-------------------|-------------------|
| Left P-shaped extended corner modules with modesty panel (cont'd) | 84 x 60 x 29½ | 2100 x 1500 x 751 | O_N_-CPM844824 | 2,425 | 3,305 |
| | 78 x 60 x 29½ | 1950 x 1500 x 751 | O_N_-CPM784824 | 2,329 | 3,177 |
| | 72 x 60 x 29½ | 1800 x 1500 x 751 | O_N_-CPM724824 | 2,241 | 3,053 |
| | 84 x 54 x 29½ | 2100 x 1350 x 751 | O_N_-CPM844224 | 2,329 | 3,177 |
| | 78 x 54 x 29½ | 1950 x 1350 x 751 | O_N_-CPM784224 | 2,241 | 3,053 |
| | 72 x 54 x 29½ | 1800 x 1350 x 751 | O_N_-CPM724224 | 2,161 | 2,934 |

Specify the surface type (5, 6). Specify the accent color (A, S).

Right P-shaped extended corner modules with modesty panel



Packaged in 2 boxes.

To attach to a work surface. Grommet. Side full-width wiring access. Modesty panel. 6" diameter steel leg.

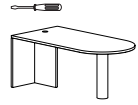
| | | | | |
|--------------|-------------------|-----------------------|--------------|--------------|
| 84 x 60 x 29 | 2100 x 1500 x 738 | O_N_-C4884PM24 | 2,161 | 2,934 |
| 78 x 60 x 29 | 1950 x 1500 x 738 | O_N_-C4878PM24 | 2,062 | 2,805 |
| 72 x 60 x 29 | 1800 x 1500 x 738 | O_N_-C4872PM24 | 1,983 | 2,683 |
| 84 x 54 x 29 | 2100 x 1350 x 738 | O_N_-C4284PM24 | 2,062 | 2,805 |
| 78 x 54 x 29 | 1950 x 1350 x 738 | O_N_-C4278PM24 | 1,983 | 2,683 |
| 72 x 54 x 29 | 1800 x 1350 x 738 | O_N_-C4272PM24 | 1,892 | 2,551 |

Specify the surface type (1, 2). Specify the accent color (A, S).

| | | | | |
|---------------|-------------------|-----------------------|--------------|--------------|
| 84 x 60 x 29½ | 2100 x 1500 x 751 | O_N_-C4884PM24 | 2,425 | 3,305 |
| 78 x 60 x 29½ | 1950 x 1500 x 751 | O_N_-C4878PM24 | 2,329 | 3,177 |
| 72 x 60 x 29½ | 1800 x 1500 x 751 | O_N_-C4872PM24 | 2,241 | 3,053 |
| 84 x 54 x 29½ | 2100 x 1350 x 751 | O_N_-C4284PM24 | 2,329 | 3,177 |
| 78 x 54 x 29½ | 1950 x 1350 x 751 | O_N_-C4278PM24 | 2,241 | 3,053 |
| 72 x 54 x 29½ | 1800 x 1350 x 751 | O_N_-C4272PM24 | 2,161 | 2,934 |

Specify the surface type (5, 6). Specify the accent color (A, S).

D-shaped tables



Packaged in 2 boxes.

To attach to a work surface. Grommet. 6" diameter steel leg.

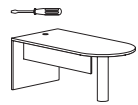
| | | | | |
|--------------|------------------|--------------------|--------------|--------------|
| 72 x 36 x 29 | 1800 x 900 x 738 | O_N_-BT3672 | 1,289 | 1,806 |
| 66 x 36 x 29 | 1650 x 900 x 738 | O_N_-BT3666 | 1,256 | 1,749 |
| 60 x 36 x 29 | 1500 x 900 x 738 | O_N_-BT3660 | 1,201 | 1,690 |
| 72 x 30 x 29 | 1800 x 750 x 738 | O_N_-BT3072 | 1,201 | 1,690 |
| 66 x 30 x 29 | 1650 x 750 x 738 | O_N_-BT3066 | 1,144 | 1,605 |
| 60 x 30 x 29 | 1500 x 750 x 738 | O_N_-BT3060 | 1,102 | 1,546 |
| 72 x 24 x 29 | 1800 x 600 x 738 | O_N_-BT2472 | 1,102 | 1,546 |
| 66 x 24 x 29 | 1650 x 600 x 738 | O_N_-BT2466 | 1,054 | 1,475 |
| 60 x 24 x 29 | 1500 x 600 x 738 | O_N_-BT2460 | 1,008 | 1,411 |

Specify the surface type (1, 2). Specify the accent color (A, S).

| | | | | |
|---------------|------------------|--------------------|--------------|--------------|
| 72 x 36 x 29½ | 1800 x 900 x 751 | O_N_-BT3672 | 1,557 | 2,175 |
| 66 x 36 x 29½ | 1650 x 900 x 751 | O_N_-BT3666 | 1,506 | 2,118 |
| 60 x 36 x 29½ | 1500 x 900 x 751 | O_N_-BT3660 | 1,467 | 2,057 |
| 72 x 30 x 29½ | 1800 x 750 x 751 | O_N_-BT3072 | 1,467 | 2,057 |
| 66 x 30 x 29½ | 1650 x 750 x 751 | O_N_-BT3066 | 1,411 | 1,967 |
| 60 x 30 x 29½ | 1500 x 750 x 751 | O_N_-BT3060 | 1,364 | 1,910 |
| 72 x 24 x 29½ | 1800 x 600 x 751 | O_N_-BT2472 | 1,364 | 1,910 |
| 66 x 24 x 29½ | 1650 x 600 x 751 | O_N_-BT2466 | 1,322 | 1,854 |
| 60 x 24 x 29½ | 1500 x 600 x 751 | O_N_-BT2460 | 1,274 | 1,772 |

Specify the surface type (5, 6). Specify the accent color (A, S).

D-shaped tables with modesty panel



Packaged in 2 boxes.

To attach to a work surface. Reversible modesty panel. 6" diameter steel leg. Grommet.


| | | | | |
|--------------|------------------|---------------------|--------------|--------------|
| 72 x 36 x 29 | 1800 x 900 x 738 | O_N_-BTM3672 | 1,426 | 2,001 |
| 72 x 30 x 29 | 1800 x 750 x 738 | O_N_-BTM3072 | 1,345 | 1,892 |
| 66 x 30 x 29 | 1650 x 750 x 738 | O_N_-BTM3066 | 1,169 | 1,635 |

Specify the surface type (1, 2). Specify the accent color (A, S).

| | | | | |
|---------------|------------------|---------------------|--------------|--------------|
| 72 x 36 x 29½ | 1800 x 900 x 751 | O_N_-BTM3672 | 1,499 | 2,106 |
| 72 x 30 x 29½ | 1800 x 750 x 751 | O_N_-BTM3072 | 1,434 | 2,014 |
| 66 x 30 x 29½ | 1650 x 750 x 751 | O_N_-BTM3066 | 1,379 | 1,934 |

Specify the surface type (5, 6). Specify the accent color (A, S).




| | W x D x H (in) | W x D x H (mm) | Code | All Laminate (\$) | HPL Surfaces (\$) |
|--|---|-------------------|--------------------|-------------------|-------------------|
| Left P-shaped tables  | <i>To attach to a work surface. 6" diameter steel leg. Grommet.</i> | | | | |
| | 72 x 42 x 29 | 1800 x 1050 x 738 | O_N_-PT3072 | 1,335 | 1,877 |
| | 66 x 42 x 29 | 1650 x 1050 x 738 | O_N_-PT3066 | 1,306 | 1,829 |
| | 60 x 42 x 29 | 1500 x 1050 x 738 | O_N_-PT3060 | 1,274 | 1,766 |

Packaged in 2 boxes.

| | | | | | |
|--|---------------|-------------------|--------------------|--------------|--------------|
| | 72 x 42 x 29½ | 1800 x 1050 x 751 | O_N_-PT3072 | 1,605 | 2,241 |
| | 66 x 42 x 29½ | 1650 x 1050 x 751 | O_N_-PT3066 | 1,572 | 2,199 |
| | 60 x 42 x 29½ | 1500 x 1050 x 751 | O_N_-PT3060 | 1,530 | 2,150 |

Specify the surface type (1, 2). Specify the accent color (A, S).


| | | | | | |
|---|---|-------------------|--------------------|--------------|--------------|
| Right P-shaped tables  | <i>To attach to a work surface. 6" diameter steel leg. Grommet.</i> | | | | |
| | 72 x 42 x 29 | 1800 x 1050 x 738 | O_N_-3072PT | 1,335 | 1,877 |
| | 66 x 42 x 29 | 1650 x 1050 x 738 | O_N_-3066PT | 1,306 | 1,829 |
| | 60 x 42 x 29 | 1500 x 1050 x 738 | O_N_-3060PT | 1,274 | 1,766 |

Packaged in 2 boxes.

Specify the surface type (1, 2). Specify the accent color (A, S).

| | | | | | |
|--|---------------|-------------------|--------------------|--------------|--------------|
| | 72 x 42 x 29½ | 1800 x 1050 x 751 | O_N_-3072PT | 1,605 | 2,241 |
| | 66 x 42 x 29½ | 1650 x 1050 x 751 | O_N_-3066PT | 1,572 | 2,199 |
| | 60 x 42 x 29½ | 1500 x 1050 x 751 | O_N_-3060PT | 1,530 | 2,150 |

Specify the surface type (5, 6). Specify the accent color (A, S).


| | | | | | |
|---|--|-------------------|---------------------|--------------|--------------|
| Left P-shaped tables with modesty panel  | <i>To attach to a work surface. Modesty panel. 6" diameter steel leg. Grommet.</i> | | | | |
| | 72 x 42 x 29 | 1800 x 1050 x 738 | O_N_-PTM3072 | 1,419 | 1,988 |
| | 66 x 42 x 29 | 1650 x 1050 x 738 | O_N_-PTM3066 | 1,384 | 1,950 |
| | 60 x 42 x 29 | 1500 x 1050 x 738 | O_N_-PTM3060 | 1,274 | 1,772 |

Packaged in 2 boxes.

Specify the surface type (1, 2). Specify the accent color (A, S).

| | | | | | |
|--|---------------|-------------------|---------------------|--------------|--------------|
| | 72 x 42 x 29½ | 1800 x 1050 x 751 | O_N_-PTM3072 | 1,676 | 2,362 |
| | 66 x 42 x 29½ | 1650 x 1050 x 751 | O_N_-PTM3066 | 1,654 | 2,322 |
| | 60 x 42 x 29½ | 1500 x 1050 x 751 | O_N_-PTM3060 | 1,530 | 2,150 |

Specify the surface type (5, 6). Specify the accent color (A, S).

| | | | | | |
|--|--|-------------------|---------------------|--------------|--------------|
| Right P-shaped tables with modesty panel  | <i>To attach to a work surface. Modesty panel. 6" diameter steel leg. Grommet.</i> | | | | |
| | 72 x 42 x 29 | 1800 x 1050 x 738 | O_N_-3072PTM | 1,419 | 1,988 |
| | 66 x 42 x 29 | 1650 x 1050 x 738 | O_N_-3066PTM | 1,384 | 1,950 |
| | 60 x 42 x 29 | 1500 x 1050 x 738 | O_N_-3060PTM | 1,274 | 1,772 |

Packaged in 2 boxes.

Specify the surface type (1, 2). Specify the accent color (A, S).

| | | | | | |
|--|---------------|-------------------|---------------------|--------------|--------------|
| | 72 x 42 x 29½ | 1800 x 1050 x 751 | O_N_-3072PTM | 1,676 | 2,362 |
| | 66 x 42 x 29½ | 1650 x 1050 x 751 | O_N_-3066PTM | 1,654 | 2,322 |
| | 60 x 42 x 29½ | 1500 x 1050 x 751 | O_N_-3060PTM | 1,530 | 2,150 |


Specify the surface type (5, 6). Specify the accent color (A, S).

| | | | | | |
|---|--|------------------|----------------------|--------------|--------------|
| Lateral file / bookcase credenzas  | <i>Full-width wire access. 2 file drawers with suspension bars. Bookcase unit with doors, 1 adjustable shelf. Locks.</i> | | | | |
| | 72 x 24 x 29 | 1800 x 600 x 738 | O_--_-LF2472B | 2,551 | 3,080 |

Specify the surface type (1, 2). Specify the handle code (B, L, Z). Specify the accent color (A, S).

| | | | | | |
|--|---------------|------------------|----------------------|--------------|--------------|
| | 72 x 24 x 29½ | 1800 x 600 x 751 | O_--_-LF2472B | 2,836 | 3,407 |
|--|---------------|------------------|----------------------|--------------|--------------|


Specify the surface type (5, 6). Specify the handle code (B, L, Z). Specify the accent color (A, S).

| | | | | | |
|---|--|------------------|---------------------|--------------|--------------|
| Double bookcase credenzas  | <i>Full-width wire access. 2 bookcases units with doors. Locks. 1 adjustable shelf on each side.</i> | | | | |
| | 72 x 24 x 29 | 1800 x 600 x 738 | O_--_-B2472B | 2,296 | 2,766 |

Specify the surface type (1, 2). Specify the handle code (B, L, Z). Specify the accent color (A, S).

| | | | | | |
|--|---------------|------------------|---------------------|--------------|--------------|
| | 72 x 24 x 29½ | 1800 x 600 x 751 | O_--_-B2472B | 2,586 | 3,102 |
|--|---------------|------------------|---------------------|--------------|--------------|


Specify the surface type (5, 6). Specify the handle code (B, L, Z). Specify the accent color (A, S).

| | | | | | |
|---|--|------------------|-----------------------|--------------|--------------|
| Double lateral file credenzas  | <i>Full-width wire access. 4 file drawers with suspension bars. Locks. Optional counterweights to meet BIFMA standards, refer to page 108.</i> | | | | |
| | 72 x 24 x 29 | 1800 x 600 x 738 | O_--_-LF2472LF | 2,836 | 3,407 |

Specify the surface type (1, 2). Specify the handle code (B, L, Z). Specify the accent color (A, S).

| | | | | | |
|--|---------------|------------------|-----------------------|--------------|--------------|
| | 72 x 24 x 29½ | 1800 x 600 x 751 | O_--_-LF2472LF | 3,118 | 3,753 |
|--|---------------|------------------|-----------------------|--------------|--------------|

Specify the surface type (5, 6). Specify the handle code (B, L, Z). Specify the accent color (A, S).

| | | | | | |
|---|---|------------------|----------------------|--------------|--------------|
| Left lateral file credenzas  | <i>Full-width wire access. 2 file drawers with suspension bars. Lock.</i> | | | | |
| | 72 x 24 x 29 | 1800 x 600 x 738 | O_--_-LF2472S | 2,175 | 2,614 |
| | 66 x 24 x 29 | 1650 x 600 x 738 | O_--_-LF2466S | 2,087 | 2,497 |
| | 60 x 24 x 29 | 1500 x 600 x 738 | O_--_-LF2460S | 1,988 | 2,387 |


Specify the surface type (1, 2). Specify the handle code (B, L, Z). Specify the accent color (A, S).

| | | | | | |
|--|---------------|------------------|----------------------|--------------|--------------|
| | 72 x 24 x 29½ | 1800 x 600 x 751 | O_--_-LF2472S | 2,491 | 2,982 |
|--|---------------|------------------|----------------------|--------------|--------------|

| | | | | | |
|--|---------------|------------------|----------------------|--------------|--------------|
| | 66 x 24 x 29½ | 1650 x 600 x 751 | O_--_-LF2466S | 2,393 | 2,869 |
|--|---------------|------------------|----------------------|--------------|--------------|

| | | | | | |
|--|---------------|------------------|----------------------|--------------|--------------|
| | 60 x 24 x 29½ | 1500 x 600 x 751 | O_--_-LF2460S | 2,291 | 2,755 |
|--|---------------|------------------|----------------------|--------------|--------------|

Specify the surface type (5, 6). Specify the handle code (B, L, Z). Specify the accent color (A, S).

| | | | | | |
|--|---|------------------|----------------------|--------------|--------------|
| Right lateral file credenzas  | <i>Full-width wire access. 2 file drawers with suspension bars. Lock.</i> | | | | |
| | 72 x 24 x 29 | 1800 x 600 x 738 | O_--_-S2472LF | 2,175 | 2,614 |
| | 66 x 24 x 29 | 1650 x 600 x 738 | O_--_-S2466LF | 2,087 | 2,497 |
| | 60 x 24 x 29 | 1500 x 600 x 738 | O_--_-S2460LF | 1,988 | 2,387 |


Specify the surface type (1, 2). Specify the handle code (B, L, Z). Specify the accent color (A, S).

| | | | | | |
|--|---------------|------------------|----------------------|--------------|--------------|
| | 72 x 24 x 29½ | 1800 x 600 x 751 | O_--_-S2472LF | 2,491 | 2,982 |
|--|---------------|------------------|----------------------|--------------|--------------|

| | | | | | |
|--|---------------|------------------|----------------------|--------------|--------------|
| | 66 x 24 x 29½ | 1650 x 600 x 751 | O_--_-S2466LF | 2,393 | 2,869 |
|--|---------------|------------------|----------------------|--------------|--------------|

| | | | | | |
|--|---------------|------------------|----------------------|--------------|--------------|
| | 60 x 24 x 29½ | 1500 x 600 x 751 | O_--_-S2460LF | 2,291 | 2,755 |
|--|---------------|------------------|----------------------|--------------|--------------|

Specify the surface type (5, 6). Specify the handle code (B, L, Z). Specify the accent color (A, S).

| | | | | | |
|--|--|------------------|----------------------|--------------|--------------|
| Lateral file credenzas  | <i>Open space on top and 2 file drawers on bottom with suspension bars. Locks. Full-width wire access. Optional counterweights to meet BIFMA standards, refer to page 108.</i> | | | | |
| | 72 x 24 x 29 | 1800 x 600 x 738 | O_--_-SLF2472 | 2,144 | 2,571 |

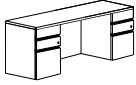
Specify the surface type (1, 2). Specify the handle code (B, L, Z). Specify the accent color (A, S).

| | | | | | |
|--|---------------|------------------|----------------------|--------------|--------------|
| | 72 x 24 x 29½ | 1800 x 600 x 751 | O_--_-SLF2472 | 2,425 | 2,909 |
|--|---------------|------------------|----------------------|--------------|--------------|

Specify the surface type (5, 6). Specify the handle code (B, L, Z). Specify the accent color (A, S).



Double pedestal credenzas low profile



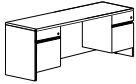
| W x D x H (in) | W x D x H (mm) | Code | All Laminate (\$) | HPL Surfaces (\$) |
|--|------------------|--------------------------|-------------------|-------------------|
| <i>Full-width wire access. 2 pedestals with locks. 4 box drawers and 2 file drawers with suspension bars. Pencil tray.</i> | | | | |
| 72 x 24 x 29 | 1800 x 600 x 738 | O _ _ _ -UF2472UF | 2,614 | 3,136 |
| 66 x 24 x 29 | 1650 x 600 x 738 | O _ _ _ -UF2466UF | 2,594 | 3,108 |
| 60 x 24 x 29 | 1500 x 600 x 738 | O _ _ _ -UF2460UF | 2,546 | 3,080 |

Specify the surface type (1, 2). Specify the handle code (B, L, Z).
Specify the accent color (A, S).

| | | | | |
|---------------|------------------|--------------------------|-------|-------|
| 72 x 24 x 29½ | 1800 x 600 x 751 | O _ _ _ -UF2472UF | 2,926 | 3,512 |
| 66 x 24 x 29½ | 1650 x 600 x 751 | O _ _ _ -UF2466UF | 2,909 | 3,490 |
| 60 x 24 x 29½ | 1500 x 600 x 751 | O _ _ _ -UF2460UF | 2,860 | 3,433 |

Specify the surface type (5, 6). Specify the handle code (B, L, Z).
Specify the accent color (A, S).

Double pedestal credenzas



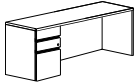
| W x D x H (in) | W x D x H (mm) | Code | All Laminate (\$) | HPL Surfaces (\$) |
|--|------------------|------------------------|-------------------|-------------------|
| <i>Full-width wire access. 2 pedestals with locks. 2 box drawers and 2 file drawers with suspension bars. Pencil tray.</i> | | | | |
| 72 x 24 x 29 | 1800 x 600 x 738 | O _ _ _ -F2472F | 2,087 | 2,504 |
| 66 x 24 x 29 | 1650 x 600 x 738 | O _ _ _ -F2466F | 2,062 | 2,481 |
| 60 x 24 x 29 | 1500 x 600 x 738 | O _ _ _ -F2460F | 2,022 | 2,433 |

Specify the surface type (1, 2). Specify the handle code (B, L, Z).
Specify the accent color (A, S).

| | | | | |
|---------------|------------------|------------------------|-------|-------|
| 72 x 24 x 29½ | 1800 x 600 x 751 | O _ _ _ -F2472F | 2,393 | 2,878 |
| 66 x 24 x 29½ | 1650 x 600 x 751 | O _ _ _ -F2466F | 2,376 | 2,846 |
| 60 x 24 x 29½ | 1500 x 600 x 751 | O _ _ _ -F2460F | 2,329 | 2,797 |

Specify the surface type (5, 6). Specify the handle code (B, L, Z).
Specify the accent color (A, S).

Left single pedestal credenzas low profile



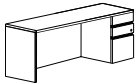
| W x D x H (in) | W x D x H (mm) | Code | All Laminate (\$) | HPL Surfaces (\$) |
|--|------------------|-------------------------|-------------------|-------------------|
| <i>Full-width wire access. 1 pedestal on left with lock. 2 box drawers and 1 file drawer with suspension bar. Pencil tray.</i> | | | | |
| 72 x 24 x 29 | 1800 x 600 x 738 | O _ _ _ -UF2472S | 1,877 | 2,199 |
| 66 x 24 x 29 | 1650 x 600 x 738 | O _ _ _ -UF2466S | 1,847 | 2,161 |
| 60 x 24 x 29 | 1500 x 600 x 738 | O _ _ _ -UF2460S | 1,786 | 2,106 |

Specify the surface type (1, 2). Specify the handle code (B, L, Z).
Specify the accent color (A, S).

| | | | | |
|---------------|------------------|-------------------------|-------|-------|
| 72 x 24 x 29½ | 1800 x 600 x 751 | O _ _ _ -UF2472S | 2,118 | 2,497 |
| 66 x 24 x 29½ | 1650 x 600 x 751 | O _ _ _ -UF2466S | 2,081 | 2,449 |
| 60 x 24 x 29½ | 1500 x 600 x 751 | O _ _ _ -UF2460S | 2,038 | 2,401 |

Specify the surface type (5, 6). Specify the handle code (B, L, Z).
Specify the accent color (A, S).

Right single pedestal credenzas



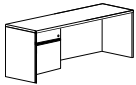
| W x D x H (in) | W x D x H (mm) | Code | All Laminate (\$) | HPL Surfaces (\$) |
|---|------------------|-------------------------|-------------------|-------------------|
| <i>Full-width wire access. 1 pedestal on right with lock. 2 box drawers and 1 file drawer with suspension bar. Pencil tray.</i> | | | | |
| 72 x 24 x 29 | 1800 x 600 x 738 | O _ _ _ -S2472UF | 1,877 | 2,199 |
| 66 x 24 x 29 | 1650 x 600 x 738 | O _ _ _ -S2466UF | 1,847 | 2,161 |
| 60 x 24 x 29 | 1500 x 600 x 738 | O _ _ _ -S2460UF | 1,786 | 2,106 |

Specify the surface type (1, 2). Specify the handle code (B, L, Z).
Specify the accent color (A, S).

| | | | | |
|---------------|------------------|-------------------------|-------|-------|
| 72 x 24 x 29½ | 1800 x 600 x 751 | O _ _ _ -S2472UF | 2,118 | 2,497 |
| 66 x 24 x 29½ | 1650 x 600 x 751 | O _ _ _ -S2466UF | 2,081 | 2,449 |
| 60 x 24 x 29½ | 1500 x 600 x 751 | O _ _ _ -S2460UF | 2,038 | 2,401 |

Specify the surface type (5, 6). Specify the handle code (B, L, Z).
Specify the accent color (A, S).

Left single pedestal credenzas



| W x D x H (in) | W x D x H (mm) | Code | All Laminate (\$) | HPL Surfaces (\$) |
|---|------------------|------------------------|-------------------|-------------------|
| <i>Full-width wire access. 1 pedestal on left with lock. 1 box drawer and 1 file drawer with suspension bar. Pencil tray.</i> | | | | |
| 72 x 24 x 29 | 1800 x 600 x 738 | O _ _ _ -F2472S | 1,612 | 1,934 |
| 66 x 24 x 29 | 1650 x 600 x 738 | O _ _ _ -F2466S | 1,578 | 1,892 |
| 60 x 24 x 29 | 1500 x 600 x 738 | O _ _ _ -F2460S | 1,530 | 1,847 |

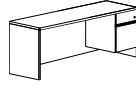
Specify the surface type (1, 2). Specify the handle code (B, L, Z).
Specify the accent color (A, S).

Left single pedestal credenzas (cont'd)

| W x D x H (in) | W x D x H (mm) | Code | All Laminate (\$) | HPL Surfaces (\$) |
|----------------|------------------|------------------------|-------------------|-------------------|
| 72 x 24 x 29½ | 1800 x 600 x 751 | O _ _ _ -F2472S | 1,918 | 2,305 |
| 66 x 24 x 29½ | 1650 x 600 x 751 | O _ _ _ -F2466S | 1,882 | 2,257 |
| 60 x 24 x 29½ | 1500 x 600 x 751 | O _ _ _ -F2460S | 1,847 | 2,210 |

Specify the surface type (5, 6). Specify the handle code (B, L, Z).
Specify the accent color (A, S).

Right single pedestal credenzas



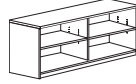
| W x D x H (in) | W x D x H (mm) | Code | All Laminate (\$) | HPL Surfaces (\$) |
|--|------------------|------------------------|-------------------|-------------------|
| <i>Full-width wire access. 1 pedestal on right with lock. 1 box drawer and 1 file drawer with suspension bar. Pencil tray.</i> | | | | |
| 72 x 24 x 29 | 1800 x 600 x 738 | O _ _ _ -S2472F | 1,612 | 1,934 |
| 66 x 24 x 29 | 1650 x 600 x 738 | O _ _ _ -S2466F | 1,578 | 1,892 |
| 60 x 24 x 29 | 1500 x 600 x 738 | O _ _ _ -S2460F | 1,530 | 1,847 |

Specify the surface type (1, 2). Specify the handle code (B, L, Z).
Specify the accent color (A, S).

| | | | | |
|---------------|------------------|------------------------|-------|-------|
| 72 x 24 x 29½ | 1800 x 600 x 751 | O _ _ _ -S2472F | 1,918 | 2,305 |
| 66 x 24 x 29½ | 1650 x 600 x 751 | O _ _ _ -S2466F | 1,882 | 2,257 |
| 60 x 24 x 29½ | 1500 x 600 x 751 | O _ _ _ -S2460F | 1,847 | 2,210 |

Specify the surface type (5, 6). Specify the handle code (B, L, Z).
Specify the accent color (A, S).

Open bookcase credenzas



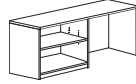
| W x D x H (in) | W x D x H (mm) | Code | All Laminate (\$) | HPL Surfaces (\$) |
|---|------------------|------------------------|-------------------|-------------------|
| <i>1 adjustable shelf on each side. Full-width wire access.</i> | | | | |
| 72 x 24 x 29 | 1800 x 600 x 738 | O _ N -BE2472BE | 1,838 | 2,199 |
| 66 x 24 x 29 | 1650 x 600 x 738 | O _ _ _ -S2466F | 1,882 | 2,257 |
| 60 x 24 x 29 | 1500 x 600 x 738 | O _ _ _ -S2460F | 1,847 | 2,210 |

Specify the surface type (1, 2). Specify the accent color (A, S).

| | | | | |
|---------------|------------------|------------------------|-------|-------|
| 72 x 24 x 29½ | 1800 x 600 x 751 | O _ N -BE2472BE | 2,014 | 2,425 |
|---------------|------------------|------------------------|-------|-------|

Specify the surface type (5, 6). Specify the accent color (A, S).

Left open bookcase credenzas



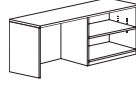
| W x D x H (in) | W x D x H (mm) | Code | All Laminate (\$) | HPL Surfaces (\$) |
|--|------------------|-----------------------|-------------------|-------------------|
| <i>1 adjustable shelf. Full-width wire access.</i> | | | | |
| 72 x 24 x 29 | 1800 x 600 x 738 | O _ N -BE2472S | 1,690 | 2,029 |
| 66 x 24 x 29 | 1650 x 600 x 738 | O _ N -BE2466S | 1,612 | 1,950 |
| 60 x 24 x 29 | 1500 x 600 x 738 | O _ N -BE2460S | 1,530 | 1,869 |

Specify the surface type (1, 2). Specify the accent color (A, S).

| | | | | |
|---------------|------------------|-----------------------|-------|-------|
| 72 x 24 x 29½ | 1800 x 600 x 751 | O _ N -BE2472S | 1,863 | 2,231 |
| 66 x 24 x 29½ | 1650 x 600 x 751 | O _ N -BE2466S | 1,772 | 2,150 |
| 60 x 24 x 29½ | 1500 x 600 x 751 | O _ N -BE2460S | 1,690 | 2,062 |

Specify the surface type (5, 6). Specify the accent color (A, S).

Right open bookcase credenzas



| W x D x H (in) | W x D x H (mm) | Code | All Laminate (\$) | HPL Surfaces (\$) |
|--|------------------|-----------------------|-------------------|-------------------|
| <i>1 adjustable shelf. Full-width wire access.</i> | | | | |
| 72 x 24 x 29 | 1800 x 600 x 738 | O _ N -S2472BE | 1,690 | 2,029 |
| 66 x 24 x 29 | 1650 x 600 x 738 | O _ N -S2466BE | 1,612 | 1,950 |
| 60 x 24 x 29 | 1500 x 600 x 738 | O _ N -S2460BE | 1,530 | 1,869 |

Specify the surface type (1, 2). Specify the accent color (A, S).

| | | | | |
|---------------|------------------|-----------------------|-------|-------|
| 72 x 24 x 29½ | 1800 x 600 x 751 | O _ N -S2472BE | 1,863 | 2,231 |
| 66 x 24 x 29½ | 1650 x 600 x 751 | O _ N -S2466BE | 1,772 | 2,150 |
| 60 x 24 x 29½ | 1500 x 600 x 751 | O _ N -S2460BE | 1,690 | 2,062 |

Specify the surface type (5, 6). Specify the accent color (A, S).

Return shells



| W x D x H (in) | W x D x H (mm) | Code | All Laminate (\$) | HPL Surfaces (\$) |
|---|------------------|----------------------|-------------------|-------------------|
| <i>Reversible. 1 grommet. Can accommodate 1 pedestal.</i> | | | | |
| 48 x 24 x 29 | 1200 x 600 x 738 | O _ N -R2448S | 752 | 896 |
| 42 x 24 x 29 | 1050 x 600 x 738 | O _ N -R2442S | 724 | 870 |
| 36 x 24 x 29 | 900 x 600 x 738 | O _ N -R2436S | 686 | 831 |

Specify the surface type (1, 2). Specify the accent color (A, S).

| | | | | |
|---------------|------------------|----------------------|-----|-------|
| 48 x 24 x 29½ | 1200 x 600 x 751 | O _ N -R2448S | 960 | 1,152 |
| 42 x 24 x 29½ | 1050 x 600 x 751 | O _ N -R2442S | 912 | 1,102 |
| 36 x 24 x 29½ | 900 x 600 x 751 | O _ N -R2436S | 856 | 1,033 |

Specify the surface type (5, 6). Specify the accent color (A, S).



Left executive returns low profile



| W x D x H (in) | W x D x H (mm) | Code | All Laminate (\$) | HPL Surfaces (\$) |
|---|------------------|--------------|-------------------|-------------------|
| <i>1 pedestal on left with lock. 2 box drawers and 1 file drawer with suspension bar. Pencil tray. Grommet.</i> | | | | |
| 48 x 24 x 29 | 1200 x 600 x 738 | 0___-UF2448R | 1,585 | 1,854 |
| 42 x 24 x 29 | 1050 x 600 x 738 | 0___-UF2442R | 1,499 | 1,760 |
| 36 x 24 x 29 | 900 x 600 x 738 | 0___-UF2436R | 1,434 | 1,669 |

Specify the surface type (1, 2). Specify the handle code (B, L, Z).
Specify the accent color (A, S).

| | | | | |
|---------------|------------------|--------------|-------|-------|
| 48 x 24 x 29½ | 1200 x 600 x 751 | 0___-UF2448R | 1,749 | 2,047 |
| 42 x 24 x 29½ | 1050 x 600 x 751 | 0___-UF2442R | 1,669 | 1,950 |
| 36 x 24 x 29½ | 900 x 600 x 751 | 0___-UF2436R | 1,605 | 1,877 |

Specify the surface type (5, 6). Specify the handle code (B, L, Z).
Specify the accent color (A, S).

Right executive returns low profile



| W x D x H (in) | W x D x H (mm) | Code | All Laminate (\$) | HPL Surfaces (\$) |
|--|------------------|--------------|-------------------|-------------------|
| <i>1 pedestal on right with lock. 2 box drawers and 1 file drawer with suspension bar. Pencil tray. Grommet.</i> | | | | |
| 48 x 24 x 29 | 1200 x 600 x 738 | 0___-R2448UF | 1,585 | 1,854 |
| 42 x 24 x 29 | 1050 x 600 x 738 | 0___-R2442UF | 1,499 | 1,760 |
| 36 x 24 x 29 | 900 x 600 x 738 | 0___-R2436UF | 1,434 | 1,669 |

Specify the surface type (1, 2). Specify the handle code (B, L, Z).
Specify the accent color (A, S).

| | | | | |
|---------------|------------------|--------------|-------|-------|
| 48 x 24 x 29½ | 1200 x 600 x 751 | 0___-R2448UF | 1,749 | 2,047 |
| 42 x 24 x 29½ | 1050 x 600 x 751 | 0___-R2442UF | 1,669 | 1,950 |
| 36 x 24 x 29½ | 900 x 600 x 751 | 0___-R2436UF | 1,605 | 1,877 |

Specify the surface type (5, 6). Specify the handle code (B, L, Z).
Specify the accent color (A, S).

Right executive returns



| W x D x H (in) | W x D x H (mm) | Code | All Laminate (\$) | HPL Surfaces (\$) |
|---|------------------|-------------|-------------------|-------------------|
| <i>1 pedestal on right with lock. 1 box drawer and 1 file drawer with suspension bar. Pencil tray. Grommet.</i> | | | | |
| 48 x 24 x 29 | 1200 x 600 x 738 | 0___-R2448F | 1,322 | 1,585 |
| 42 x 24 x 29 | 1050 x 600 x 738 | 0___-R2442F | 1,232 | 1,490 |
| 36 x 24 x 29 | 900 x 600 x 738 | 0___-R2436F | 1,169 | 1,411 |

Specify the surface type (1, 2). Specify the handle code (B, L, Z).
Specify the accent color (A, S).

| | | | | |
|---------------|------------------|-------------|-------|-------|
| 48 x 24 x 29½ | 1200 x 600 x 751 | 0___-R2448F | 1,482 | 1,780 |
| 42 x 24 x 29½ | 1050 x 600 x 751 | 0___-R2442F | 1,411 | 1,690 |
| 36 x 24 x 29½ | 900 x 600 x 751 | 0___-R2436F | 1,335 | 1,612 |

Specify the surface type (5, 6). Specify the handle code (B, L, Z).
Specify the accent color (A, S).

Left executive returns



| W x D x H (in) | W x D x H (mm) | Code | All Laminate (\$) | HPL Surfaces (\$) |
|--|------------------|-------------|-------------------|-------------------|
| <i>1 pedestal on left with lock. 1 box drawer and 1 file drawer with suspension bar. Pencil tray. Grommet.</i> | | | | |
| 48 x 24 x 29 | 1200 x 600 x 738 | 0___-F2448R | 1,322 | 1,585 |
| 42 x 24 x 29 | 1050 x 600 x 738 | 0___-F2442R | 1,232 | 1,490 |
| 36 x 24 x 29 | 900 x 600 x 738 | 0___-F2436R | 1,169 | 1,411 |

Specify the surface type (1, 2). Specify the handle code (B, L, Z).
Specify the accent color (A, S).

| | | | | |
|---------------|------------------|-------------|-------|-------|
| 48 x 24 x 29½ | 1200 x 600 x 751 | 0___-F2448R | 1,482 | 1,780 |
| 42 x 24 x 29½ | 1050 x 600 x 751 | 0___-F2442R | 1,411 | 1,690 |
| 36 x 24 x 29½ | 900 x 600 x 751 | 0___-F2436R | 1,335 | 1,612 |

Specify the surface type (5, 6). Specify the handle code (B, L, Z).
Specify the accent color (A, S).

Bridge returns



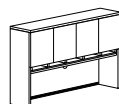
| W x D x H (in) | W x D x H (mm) | Code | All Laminate (\$) | HPL Surfaces (\$) |
|--|------------------|-------------|-------------------|-------------------|
| <i>Grommet. Full-height modesty panel.</i> | | | | |
| 48 x 24 x 29 | 1200 x 600 x 738 | 0_N_-BR2448 | 605 | 731 |
| 42 x 24 x 29 | 1050 x 600 x 738 | 0_N_-BR2442 | 563 | 677 |
| 36 x 24 x 29 | 900 x 600 x 738 | 0_N_-BR2436 | 532 | 638 |

Specify the surface type (1, 2). Specify the accent color (A, S).

| | | | | |
|---------------|------------------|-------------|-----|-----|
| 48 x 24 x 29½ | 1200 x 600 x 751 | 0_N_-BR2448 | 742 | 885 |
| 42 x 24 x 29½ | 1050 x 600 x 751 | 0_N_-BR2442 | 710 | 847 |
| 36 x 24 x 29½ | 900 x 600 x 751 | 0_N_-BR2436 | 669 | 813 |

Specify the surface type (5, 6). Specify the accent color (A, S).

Hutches with doors and pigeonholes



72" to 60": 4 doors
54" to 48": 3 doors
42" to 36": 2 doors

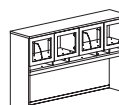
| W x D x H (in) | W x D x H (mm) | Code | All Laminate (\$) | HPL Surfaces (\$) |
|--|-------------------|----------------|-------------------|-------------------|
| <i>Wire dividers included (1 per door). Can accommodate a tackboard, refer to page 107. Clearance: 20⅞" (530 mm). Grommet. Full-width wire access.</i> | | | | |
| 72 x 16 x 44 | 1800 x 400 x 1096 | 01N_-E724416PD | 2,224 | — |
| 66 x 16 x 44 | 1650 x 400 x 1096 | 01N_-E664416PD | 2,150 | — |
| 60 x 16 x 44 | 1500 x 400 x 1096 | 01N_-E604416PD | 2,062 | — |
| 54 x 16 x 44 | 1350 x 400 x 1096 | 01N_-E544416PD | 1,983 | — |
| 48 x 16 x 44 | 1200 x 400 x 1096 | 01N_-E484416PD | 1,904 | — |
| 42 x 16 x 44 | 1050 x 400 x 1096 | 01N_-E424416PD | 1,814 | — |
| 36 x 16 x 44 | 900 x 400 x 1096 | 01N_-E364416PD | 1,725 | — |

Specify the accent color (A, S). To be used with 1" surfaces.

| | | | | |
|--------------|-------------------|----------------|-------|---|
| 72 x 16 x 44 | 1800 x 400 x 1096 | 05N_-E724416PD | 2,410 | — |
| 66 x 16 x 44 | 1650 x 400 x 1096 | 05N_-E664416PD | 2,322 | — |
| 60 x 16 x 44 | 1500 x 400 x 1096 | 05N_-E604416PD | 2,241 | — |
| 54 x 16 x 44 | 1350 x 400 x 1096 | 05N_-E544416PD | 2,161 | — |
| 48 x 16 x 44 | 1200 x 400 x 1096 | 05N_-E484416PD | 2,038 | — |
| 42 x 16 x 44 | 1050 x 400 x 1096 | 05N_-E424416PD | 1,950 | — |
| 36 x 16 x 44 | 900 x 400 x 1096 | 05N_-E364416PD | 1,869 | — |

Specify the accent color (A, S). To be used with 1½" surfaces.

Hutches with translucent doors and pigeonholes – 44" H



72" to 60": 4 doors
54" to 48": 3 doors
42" to 36": 2 doors

| W x D x H (in) | W x D x H (mm) | Code | All Laminate (\$) | HPL Surfaces (\$) |
|--|-------------------|----------------|-------------------|-------------------|
| <i>Wire dividers included (1 per door). Can accommodate a tackboard, refer to page 107. Clearance: 20⅞" (530 mm). Grommet. Full-width wire access.</i> | | | | |
| 72 x 16 x 44 | 1800 x 400 x 1096 | 01NS-E724416TD | 3,053 | — |
| 66 x 16 x 44 | 1650 x 400 x 1096 | 01NS-E664416TD | 2,982 | — |
| 60 x 16 x 44 | 1500 x 400 x 1096 | 01NS-E604416TD | 2,894 | — |
| 54 x 16 x 44 | 1350 x 400 x 1096 | 01NS-E544416TD | 2,604 | — |
| 48 x 16 x 44 | 1200 x 400 x 1096 | 01NS-E484416TD | 2,523 | — |
| 42 x 16 x 44 | 1050 x 400 x 1096 | 01NS-E424416TD | 2,224 | — |
| 36 x 16 x 44 | 900 x 400 x 1096 | 01NS-E364416TD | 2,144 | — |

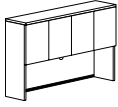
Accent color S. To be used with 1" surfaces.

| | | | | |
|--------------|-------------------|----------------|-------|---|
| 72 x 16 x 44 | 1800 x 400 x 1096 | 05NS-E724416TD | 3,239 | — |
| 66 x 16 x 44 | 1650 x 400 x 1096 | 05NS-E664416TD | 3,152 | — |
| 60 x 16 x 44 | 1500 x 400 x 1096 | 05NS-E604416TD | 3,070 | — |
| 54 x 16 x 44 | 1350 x 400 x 1096 | 05NS-E544416TD | 2,780 | — |
| 48 x 16 x 44 | 1200 x 400 x 1096 | 05NS-E484416TD | 2,668 | — |
| 42 x 16 x 44 | 1050 x 400 x 1096 | 05NS-E424416TD | 2,371 | — |
| 36 x 16 x 44 | 900 x 400 x 1096 | 05NS-E364416TD | 2,281 | — |

Accent color S. To be used with 1½" surfaces.



Hutches with doors – 44" H



72" to 60": 4 doors
54" to 48": 3 doors
42" to 36": 2 doors

Wire dividers included (1 per door). Can accommodate a tackboard, refer to page 107. Clearance: 20% (530 mm). Grommet. Full-width wire access. Adjustable shelves.

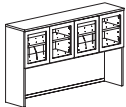
| W x D x H (in) | W x D x H (mm) | Code | All Laminate (\$) | HPL Surfaces (\$) |
|----------------|-------------------|--------------|-------------------|-------------------|
| 72 x 16 x 44 | 1800 x 400 x 1096 | 01N_E724416P | 1,877 | – |
| 66 x 16 x 44 | 1650 x 400 x 1096 | 01N_E664416P | 1,786 | – |
| 60 x 16 x 44 | 1500 x 400 x 1096 | 01N_E604416P | 1,716 | – |
| 54 x 16 x 44 | 1350 x 400 x 1096 | 01N_E544416P | 1,628 | – |
| 48 x 16 x 44 | 1200 x 400 x 1096 | 01N_E484416P | 1,557 | – |
| 42 x 16 x 44 | 1050 x 400 x 1096 | 01N_E424416P | 1,459 | – |
| 36 x 16 x 44 | 900 x 400 x 1096 | 01N_E364416P | 1,371 | – |

Specify the accent color (A, S). To be used with 1" surfaces.

| | | | | |
|--------------|-------------------|--------------|-------|---|
| 72 x 16 x 44 | 1800 x 400 x 1096 | 05N_E724416P | 2,057 | – |
| 66 x 16 x 44 | 1650 x 400 x 1096 | 05N_E664416P | 1,967 | – |
| 60 x 16 x 44 | 1500 x 400 x 1096 | 05N_E604416P | 1,892 | – |
| 54 x 16 x 44 | 1350 x 400 x 1096 | 05N_E544416P | 1,806 | – |
| 48 x 16 x 44 | 1200 x 400 x 1096 | 05N_E484416P | 1,690 | – |
| 42 x 16 x 44 | 1050 x 400 x 1096 | 05N_E424416P | 1,605 | – |
| 36 x 16 x 44 | 900 x 400 x 1096 | 05N_E364416P | 1,506 | – |

Specify the accent color (A, S). To be used with 1½" surfaces.

Hutches with translucent doors – 44" H



72" to 60": 4 doors
54" to 48": 3 doors
42" to 36": 2 doors

Wire dividers included (1 per door). Can accommodate a tackboard, refer to page 107. Clearance: 20% (530 mm). Grommet. Full-width wire access.

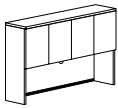
| W x D x H (in) | W x D x H (mm) | Code | All Laminate (\$) | HPL Surfaces (\$) |
|----------------|-------------------|---------------|-------------------|-------------------|
| 72 x 16 x 44 | 1800 x 400 x 1096 | 01NS-E724416T | 2,706 | – |
| 66 x 16 x 44 | 1650 x 400 x 1096 | 01NS-E664416T | 2,620 | – |
| 60 x 16 x 44 | 1500 x 400 x 1096 | 01NS-E604416T | 2,546 | – |
| 54 x 16 x 44 | 1350 x 400 x 1096 | 01NS-E544416T | 2,247 | – |
| 48 x 16 x 44 | 1200 x 400 x 1096 | 01NS-E484416T | 2,175 | – |
| 42 x 16 x 44 | 1050 x 400 x 1096 | 01NS-E424416T | 1,877 | – |
| 36 x 16 x 44 | 900 x 400 x 1096 | 01NS-E364416T | 1,780 | – |

Accent color S. To be used with 1" surfaces.

| | | | | |
|--------------|-------------------|---------------|-------|---|
| 72 x 16 x 44 | 1800 x 400 x 1096 | 05NS-E724416T | 2,885 | – |
| 66 x 16 x 44 | 1650 x 400 x 1096 | 05NS-E664416T | 2,797 | – |
| 60 x 16 x 44 | 1500 x 400 x 1096 | 05NS-E604416T | 2,724 | – |
| 54 x 16 x 44 | 1350 x 400 x 1096 | 05NS-E544416T | 2,425 | – |
| 48 x 16 x 44 | 1200 x 400 x 1096 | 05NS-E484416T | 2,314 | – |
| 42 x 16 x 44 | 1050 x 400 x 1096 | 05NS-E424416T | 2,014 | – |
| 36 x 16 x 44 | 900 x 400 x 1096 | 05NS-E364416T | 1,926 | – |

Accent color S. To be used with 1½" surfaces.

Hutches with doors – 36" H



72" to 60": 4 doors
54" to 48": 3 doors
42" to 36": 2 doors

Wire dividers included (1 per door). Can accommodate a tackboard, refer to page 107. Clearance: 16¾" (426 mm). Grommet. Full-width wire access.

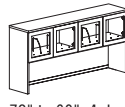
| W x D x H (in) | W x D x H (mm) | Code | All Laminate (\$) | HPL Surfaces (\$) |
|----------------|------------------|--------------|-------------------|-------------------|
| 72 x 16 x 36 | 1800 x 400 x 893 | 01N_E723616P | 1,605 | – |
| 66 x 16 x 36 | 1650 x 400 x 893 | 01N_E663616P | 1,518 | – |
| 60 x 16 x 36 | 1500 x 400 x 893 | 01N_E603616P | 1,434 | – |
| 54 x 16 x 36 | 1350 x 400 x 893 | 01N_E543616P | 1,364 | – |
| 48 x 16 x 36 | 1200 x 400 x 893 | 01N_E483616P | 1,289 | – |
| 42 x 16 x 36 | 1050 x 400 x 893 | 01N_E423616P | 1,176 | – |
| 36 x 16 x 36 | 900 x 400 x 893 | 01N_E363616P | 1,065 | – |

Specify the accent color (A, S). To be used with 1" surfaces.

| | | | | |
|--------------|------------------|--------------|-------|---|
| 72 x 16 x 36 | 1800 x 400 x 893 | 05N_E723616P | 1,772 | – |
| 66 x 16 x 36 | 1650 x 400 x 893 | 05N_E663616P | 1,702 | – |
| 60 x 16 x 36 | 1500 x 400 x 893 | 05N_E603616P | 1,612 | – |
| 54 x 16 x 36 | 1350 x 400 x 893 | 05N_E543616P | 1,546 | – |
| 48 x 16 x 36 | 1200 x 400 x 893 | 05N_E483616P | 1,419 | – |
| 42 x 16 x 36 | 1050 x 400 x 893 | 05N_E423616P | 1,317 | – |
| 36 x 16 x 36 | 900 x 400 x 893 | 05N_E363616P | 1,193 | – |

Specify the accent color (A, S). To be used with 1½" surfaces.

Hutches with translucent doors – 36" H



72" to 60": 4 doors
54" to 48": 3 doors
42" to 36": 2 doors

Wire dividers included (1 per door). Can accommodate a tackboard, refer to page 107. Clearance: 16¾" (426 mm). Grommet. Full-width wire access.

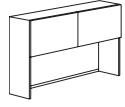
| W x D x H (in) | W x D x H (mm) | Code | All Laminate (\$) | HPL Surfaces (\$) |
|----------------|------------------|---------------|-------------------|-------------------|
| 72 x 16 x 36 | 1800 x 400 x 893 | 01NS-E723616T | 2,433 | – |
| 66 x 16 x 36 | 1650 x 400 x 893 | 01NS-E663616T | 2,344 | – |
| 60 x 16 x 36 | 1500 x 400 x 893 | 01NS-E603616T | 2,264 | – |
| 54 x 16 x 36 | 1350 x 400 x 893 | 01NS-E543616T | 1,983 | – |
| 48 x 16 x 36 | 1200 x 400 x 893 | 01NS-E483616T | 1,910 | – |
| 42 x 16 x 36 | 1050 x 400 x 893 | 01NS-E423616T | 1,597 | – |
| 36 x 16 x 36 | 900 x 400 x 893 | 01NS-E363616T | 1,475 | – |

Accent color S. To be used with 1" surfaces.

| | | | | |
|--------------|------------------|---------------|-------|---|
| 72 x 16 x 36 | 1800 x 400 x 893 | 05NS-E723616T | 2,604 | – |
| 66 x 16 x 36 | 1650 x 400 x 893 | 05NS-E663616T | 2,531 | – |
| 60 x 16 x 36 | 1500 x 400 x 893 | 05NS-E603616T | 2,442 | – |
| 54 x 16 x 36 | 1350 x 400 x 893 | 05NS-E543616T | 2,167 | – |
| 48 x 16 x 36 | 1200 x 400 x 893 | 05NS-E483616T | 2,038 | – |
| 42 x 16 x 36 | 1050 x 400 x 893 | 05NS-E423616T | 1,725 | – |
| 36 x 16 x 36 | 900 x 400 x 893 | 05NS-E363616T | 1,612 | – |

Accent color S. To be used with 1½" surfaces.

Hutches with flipper doors



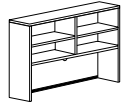
72" to 54": 2 doors
48" to 36": 1 door

Wire dividers included (2 per door). Can accommodate a tackboard, refer to page 107. Clearance: 16¾" (426 mm). Grommet. Full-width wire access. 1 tone only.

| W x D x H (in) | W x D x H (mm) | Code | All Laminate (\$) | HPL Surfaces (\$) |
|----------------|------------------|---------------|-------------------|-------------------|
| 72 x 16 x 36 | 1800 x 400 x 893 | 0NN_E723616FD | 1,605 | – |
| 66 x 16 x 36 | 1650 x 400 x 893 | 0NN_E663616FD | 1,518 | – |
| 60 x 16 x 36 | 1500 x 400 x 893 | 0NN_E603616FD | 1,434 | – |
| 54 x 16 x 36 | 1350 x 400 x 893 | 0NN_E543616FD | 1,364 | – |
| 48 x 16 x 36 | 1200 x 400 x 893 | 0NN_E483616FD | 1,289 | – |
| 42 x 16 x 36 | 1050 x 400 x 893 | 0NN_E423616FD | 1,176 | – |
| 36 x 16 x 36 | 900 x 400 x 893 | 0NN_E363616FD | 1,065 | – |

Specify the accent color (A, S).

Open hutches – 44" H



72" to 48": 4 shelves
42" to 36": 2 shelves

Adjustable shelves. Wire dividers included (1 per shelf). Can accommodate a tackboard, refer to page 107. Clearance: 20% (530 mm). Grommet. Full-width wire access.

| W x D x H (in) | W x D x H (mm) | Code | All Laminate (\$) | HPL Surfaces (\$) |
|----------------|-------------------|-------------|-------------------|-------------------|
| 72 x 16 x 44 | 1800 x 400 x 1096 | 01N_E724416 | 1,411 | – |
| 66 x 16 x 44 | 1650 x 400 x 1096 | 01N_E664416 | 1,335 | – |
| 60 x 16 x 44 | 1500 x 400 x 1096 | 01N_E604416 | 1,264 | – |
| 54 x 16 x 44 | 1350 x 400 x 1096 | 01N_E544416 | 1,169 | – |
| 48 x 16 x 44 | 1200 x 400 x 1096 | 01N_E484416 | 1,088 | – |
| 42 x 16 x 44 | 1050 x 400 x 1096 | 01N_E424416 | 1,021 | – |
| 36 x 16 x 44 | 900 x 400 x 1096 | 01N_E364416 | 973 | – |

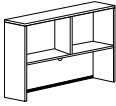
Specify the accent color (A, S). To be used with 1" surfaces.

| | | | | |
|--------------|-------------------|-------------|-------|---|
| 72 x 16 x 44 | 1800 x 400 x 1096 | 05N_E724416 | 1,585 | – |
| 66 x 16 x 44 | 1650 x 400 x 1096 | 05N_E664416 | 1,506 | – |
| 60 x 16 x 44 | 1500 x 400 x 1096 | 05N_E604416 | 1,434 | – |
| 54 x 16 x 44 | 1350 x 400 x 1096 | 05N_E544416 | 1,345 | – |
| 48 x 16 x 44 | 1200 x 400 x 1096 | 05N_E484416 | 1,219 | – |
| 42 x 16 x 44 | 1050 x 400 x 1096 | 05N_E424416 | 1,152 | – |
| 36 x 16 x 44 | 900 x 400 x 1096 | 05N_E364416 | 1,102 | – |

Specify the accent color (A, S). To be used with 1½" surfaces.



Open hutches – 36" H



| W x D x H (in) | W x D x H (mm) | Code | All Laminate (\$) | HPL Surfaces (\$) |
|--|------------------|--------------|-------------------|-------------------|
| <i>Wire dividers included. Can accommodate a tackboard, refer to page 107. Clearance: 16 3/4" (426 mm). Grommet. Full-width wire access.</i> | | | | |
| 72 x 16 x 36 | 1800 x 400 x 893 | 01N_-E723616 | 1,176 | – |
| 66 x 16 x 36 | 1650 x 400 x 893 | 01N_-E663616 | 1,114 | – |
| 60 x 16 x 36 | 1500 x 400 x 893 | 01N_-E603616 | 1,033 | – |
| 54 x 16 x 36 | 1350 x 400 x 893 | 01N_-E543616 | 942 | – |
| 48 x 16 x 36 | 1200 x 400 x 893 | 01N_-E483616 | 870 | – |
| 42 x 16 x 36 | 1050 x 400 x 893 | 01N_-E423616 | 779 | – |
| 36 x 16 x 36 | 900 x 400 x 893 | 01N_-E363616 | 731 | – |

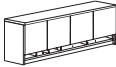
Specify the accent color (A, S). To be used with 1" surfaces.

| | | | | |
|--------------|------------------|--------------|-------|---|
| 72 x 16 x 36 | 1800 x 400 x 893 | 05N_-E723616 | 1,355 | – |
| 66 x 16 x 36 | 1650 x 400 x 893 | 05N_-E663616 | 1,289 | – |
| 60 x 16 x 36 | 1500 x 400 x 893 | 05N_-E603616 | 1,201 | – |
| 54 x 16 x 36 | 1350 x 400 x 893 | 05N_-E543616 | 1,127 | – |
| 48 x 16 x 36 | 1200 x 400 x 893 | 05N_-E483616 | 998 | – |
| 42 x 16 x 36 | 1050 x 400 x 893 | 05N_-E423616 | 912 | – |
| 36 x 16 x 36 | 900 x 400 x 893 | 05N_-E363616 | 862 | – |

Specify the accent color (A, S). To be used with 1 1/2" surfaces.



Wall-mounted hutch with laminate doors and pigeonholes



72" to 60": 4 doors
54" to 48": 3 doors
42" to 36": 2 doors

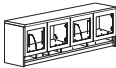
| W x D x H (in) | W x D x H (mm) | Code | All Laminate (\$) | HPL Surfaces (\$) |
|--|------------------|-----------------|-------------------|-------------------|
| <i>Wire dividers included (1 per door). Can accommodate a tackboard, refer to page 107. Hanger bar included for wall-mount installation.</i> | | | | |
| 72 x 16 x 22 | 1800 x 400 x 567 | 01N_-EM722216PD | 2,144 | – |
| 66 x 16 x 22 | 1650 x 400 x 567 | 01N_-EM662216PD | 2,062 | – |
| 60 x 16 x 22 | 1500 x 400 x 567 | 01N_-EM602216PD | 1,983 | – |
| 54 x 16 x 22 | 1350 x 400 x 567 | 01N_-EM542216PD | 1,904 | – |
| 48 x 16 x 22 | 1200 x 400 x 567 | 01N_-EM482216PD | 1,821 | – |
| 42 x 16 x 22 | 1050 x 400 x 567 | 01N_-EM422216PD | 1,725 | – |
| 36 x 16 x 22 | 900 x 400 x 567 | 01N_-EM362216PD | 1,640 | – |

Specify the accent color (A, S). To be used with 1" surfaces.

| | | | | |
|--------------|------------------|-----------------|-------|---|
| 72 x 16 x 22 | 1800 x 400 x 580 | 05N_-EM722216PD | 2,322 | – |
| 66 x 16 x 22 | 1650 x 400 x 580 | 05N_-EM662216PD | 2,241 | – |
| 60 x 16 x 22 | 1500 x 400 x 580 | 05N_-EM602216PD | 2,161 | – |
| 54 x 16 x 22 | 1350 x 400 x 580 | 05N_-EM542216PD | 2,081 | – |
| 48 x 16 x 22 | 1200 x 400 x 580 | 05N_-EM482216PD | 1,959 | – |
| 42 x 16 x 22 | 1050 x 400 x 580 | 05N_-EM422216PD | 1,869 | – |
| 36 x 16 x 22 | 900 x 400 x 580 | 05N_-EM362216PD | 1,780 | – |

Specify the accent color (A, S). To be used with 1 1/2" surfaces.

Wall-mounted hutch with translucent doors and pigeonholes



72" to 60": 4 doors
54" to 48": 3 doors
42" to 36": 2 doors

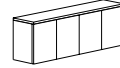
| W x D x H (in) | W x D x H (mm) | Code | All Laminate (\$) | HPL Surfaces (\$) |
|--|------------------|-----------------|-------------------|-------------------|
| <i>Wire dividers included (1 per door). Can accommodate a tackboard, refer to page 107. Hanger bar included for wall-mount installation.</i> | | | | |
| 72 x 16 x 22 | 1800 x 400 x 567 | 01NS-EM722216TD | 2,973 | – |
| 66 x 16 x 22 | 1650 x 400 x 567 | 01NS-EM662216TD | 2,894 | – |
| 60 x 16 x 22 | 1500 x 400 x 567 | 01NS-EM602216TD | 2,812 | – |
| 54 x 16 x 22 | 1350 x 400 x 567 | 01NS-EM542216TD | 2,523 | – |
| 48 x 16 x 22 | 1200 x 400 x 567 | 01NS-EM482216TD | 2,442 | – |
| 42 x 16 x 22 | 1050 x 400 x 567 | 01NS-EM422216TD | 2,144 | – |
| 36 x 16 x 22 | 900 x 400 x 567 | 01NS-EM362216TD | 2,057 | – |

Accent color S. To be used with 1" surfaces.

| | | | | |
|--------------|------------------|-----------------|-------|---|
| 72 x 16 x 22 | 1800 x 400 x 580 | 05NS-EM722216TD | 3,152 | – |
| 66 x 16 x 22 | 1650 x 400 x 580 | 05NS-EM662216TD | 3,070 | – |
| 60 x 16 x 22 | 1500 x 400 x 580 | 05NS-EM602216TD | 2,991 | – |
| 54 x 16 x 22 | 1350 x 400 x 580 | 05NS-EM542216TD | 2,701 | – |
| 48 x 16 x 22 | 1200 x 400 x 580 | 05NS-EM482216TD | 2,577 | – |
| 42 x 16 x 22 | 1050 x 400 x 580 | 05NS-EM422216TD | 2,281 | – |
| 36 x 16 x 22 | 900 x 400 x 580 | 05NS-EM362216TD | 2,199 | – |

Accent color S. To be used with 1 1/2" surfaces.

Wall-mounted hutch with doors



72" to 60": 4 doors
54" to 48": 3 doors
42" to 36": 2 doors

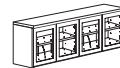
| W x D x H (in) | W x D x H (mm) | Code | All Laminate (\$) | HPL Surfaces (\$) |
|--|------------------|----------------|-------------------|-------------------|
| <i>Adjustable shelf. Wire dividers included (1 per door). Can accommodate a tackboard, refer to page 107. Hanger bar included for wall-mount installation.</i> | | | | |
| 72 x 16 x 22 | 1800 x 400 x 567 | 01N_-EM722216P | 1,793 | – |
| 66 x 16 x 22 | 1650 x 400 x 567 | 01N_-EM662216P | 1,710 | – |
| 60 x 16 x 22 | 1500 x 400 x 567 | 01N_-EM602216P | 1,633 | – |
| 54 x 16 x 22 | 1350 x 400 x 567 | 01N_-EM542216P | 1,551 | – |
| 48 x 16 x 22 | 1200 x 400 x 567 | 01N_-EM482216P | 1,474 | – |
| 42 x 16 x 22 | 1050 x 400 x 567 | 01N_-EM422216P | 1,368 | – |
| 36 x 16 x 22 | 900 x 400 x 567 | 01N_-EM362216P | 1,292 | – |

Specify the accent color (A, S). To be used with 1" surfaces.

| | | | | |
|--------------|------------------|----------------|-------|---|
| 72 x 16 x 22 | 1800 x 400 x 580 | 05N_-EM722216P | 1,976 | – |
| 66 x 16 x 22 | 1650 x 400 x 580 | 05N_-EM662216P | 1,881 | – |
| 60 x 16 x 22 | 1500 x 400 x 580 | 05N_-EM602216P | 1,809 | – |
| 54 x 16 x 22 | 1350 x 400 x 580 | 05N_-EM542216P | 1,725 | – |
| 48 x 16 x 22 | 1200 x 400 x 580 | 05N_-EM482216P | 1,611 | – |
| 42 x 16 x 22 | 1050 x 400 x 580 | 05N_-EM422216P | 1,520 | – |
| 36 x 16 x 22 | 900 x 400 x 580 | 05N_-EM362216P | 1,428 | – |

Specify the accent color (A, S). To be used with 1 1/2" surfaces.

Wall-mounted hutch with translucent doors



72" to 60": 4 doors
54" to 48": 3 doors
42" to 36": 2 doors

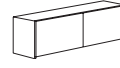
| W x D x H (in) | W x D x H (mm) | Code | All Laminate (\$) | HPL Surfaces (\$) |
|--|------------------|----------------|-------------------|-------------------|
| <i>Wire dividers included (1 per door). Can accommodate a tackboard, refer to page 107. Hanger bar included for wall-mount installation.</i> | | | | |
| 72 x 16 x 22 | 1800 x 400 x 567 | 01NS-EM722216T | 2,257 | – |
| 66 x 16 x 22 | 1650 x 400 x 567 | 01NS-EM662216T | 2,175 | – |
| 60 x 16 x 22 | 1500 x 400 x 567 | 01NS-EM602216T | 2,095 | – |
| 54 x 16 x 22 | 1350 x 400 x 567 | 01NS-EM542216T | 1,814 | – |
| 48 x 16 x 22 | 1200 x 400 x 567 | 01NS-EM482216T | 1,772 | – |
| 42 x 16 x 22 | 1050 x 400 x 567 | 01NS-EM422216T | 1,459 | – |
| 36 x 16 x 22 | 900 x 400 x 567 | 01NS-EM362216T | 1,345 | – |

Accent color S. To be used with 1" surfaces.

| | | | | |
|--------------|------------------|----------------|-------|---|
| 72 x 16 x 22 | 1800 x 400 x 580 | 05NS-EM722216T | 2,433 | – |
| 66 x 16 x 22 | 1650 x 400 x 580 | 05NS-EM662216T | 2,344 | – |
| 60 x 16 x 22 | 1500 x 400 x 580 | 05NS-EM602216T | 2,264 | – |
| 54 x 16 x 22 | 1350 x 400 x 580 | 05NS-EM542216T | 2,029 | – |
| 48 x 16 x 22 | 1200 x 400 x 580 | 05NS-EM482216T | 1,910 | – |
| 42 x 16 x 22 | 1050 x 400 x 580 | 05NS-EM422216T | 1,597 | – |
| 36 x 16 x 22 | 900 x 400 x 580 | 05NS-EM362216T | 1,475 | – |

Accent color S. To be used with 1 1/2" surfaces.

Wall-mounted hutch with flipper doors



72" to 54": 2 doors
48" to 36": 1 door

| W x D x H (in) | W x D x H (mm) | Code | All Laminate (\$) | HPL Surfaces (\$) |
|---|------------------|----------------|-------------------|-------------------|
| <i>Wire dividers included (2 per door). 1 tone only. Can accommodate a tackboard, refer to page 107. Hanger bar included for wall-mount installation.</i> | | | | |
| 72 x 16 x 17 | 1800 x 400 x 468 | 0NN_-EM721716D | 1,426 | – |
| 66 x 16 x 17 | 1650 x 400 x 468 | 0NN_-EM661716D | 1,345 | – |
| 60 x 16 x 17 | 1500 x 400 x 468 | 0NN_-EM601716D | 1,264 | – |
| 54 x 16 x 17 | 1350 x 400 x 468 | 0NN_-EM541716D | 1,182 | – |
| 48 x 16 x 17 | 1200 x 400 x 468 | 0NN_-EM481716D | 1,152 | – |
| 42 x 16 x 17 | 1050 x 400 x 468 | 0NN_-EM421716D | 1,047 | – |
| 36 x 16 x 17 | 900 x 400 x 468 | 0NN_-EM361716D | 926 | – |

Specify the accent color (A, S).

Modular pedestal



2 box drawers, 1 file drawer with suspension bar. Lock. Must be installed under a work surface. 1 tone only.

| | | | | |
|--------------|-----------------|--------------|-------|---|
| 15 x 18 x 28 | 388 x 448 x 713 | 0N_-P1518UFL | 1,211 | – |
|--------------|-----------------|--------------|-------|---|

Specify the handle code (B, L, Z). Specify the accent color (A, S).

Modular pedestal













2 file drawers with suspension bars. Lock. Must be installed under a work surface. 1 tone only.

| | | | | |
|--------------|-----------------|--------------|-------|---|
| 15 x 18 x 28 | 388 x 448 x 713 | 0N_-P1518FFL | 1,138 | – |
|--------------|-----------------|--------------|-------|---|

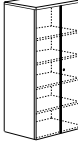
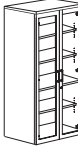
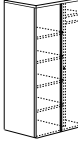
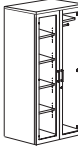

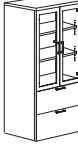
Specify the handle code (B, L, Z). Specify the accent color (A, S).



| | W x D x H (in) | W x D x H (mm) | Code | All Laminate (\$) | HPL Surfaces (\$) |
|--|---|-----------------|---------------|-------------------|-------------------|
| Hanging pedestal  | <i>1 box drawer, 1 file drawer with suspension bar. Lock. Must be installed under a work surface. 1 tone only.</i> | | | | |
| | 15 x 17½ x 19 | 388 x 448 x 503 | ON__-F | 973 | — |
| | Specify the handle code (B, L, Z). Specify the accent color (A, S). | | | | |
| Modular lateral files  | <i>2 file drawers with suspension bars. Lock. Goes under a work surface. 1 tone only.</i> | | | | |
| | 36 x 18 x 28 | 900 x 448 x 713 | ON__-1836FL | 1,419 | — |
| | 30 x 18 x 28 | 750 x 448 x 713 | ON__-1830FL | 1,345 | — |
| | Specify the handle code (B, L, Z). Specify the accent color (A, S). | | | | |
| Combined modular pedestals  | <i>2 box drawers, 2 file drawers with suspension bars. Goes under a work surface. 1 tone only.</i> | | | | |
| | 36 x 18 x 28 | 900 x 448 x 713 | ON__-1836COL | 1,821 | — |
| | 30 x 18 x 28 | 750 x 448 x 713 | ON__-1830COL | 1,669 | — |
| | Specify the handle code (B, L, Z). Specify the accent color (A, S). | | | | |
| Combined modular pedestals  | <i>2 box drawers, 2 file drawers with suspension bars. Goes under a work surface. 1 tone only.</i> | | | | |
| | 36 x 18 x 28 | 900 x 448 x 713 | ON__-C01836L | 1,821 | — |
| | 30 x 18 x 28 | 750 x 448 x 713 | ON__-C01830L | 1,669 | — |
| | Specify the handle code (B, L, Z). Specify the accent color (A, S). | | | | |
| Modular bookcase with doors  | <i>1 adjustable shelf. Lock. Goes under a work surface. 1 tone only.</i> | | | | |
| | 36 x 18 x 28 | 900 x 448 x 713 | ON__-1836BL | 1,114 | — |
| | Specify the handle code (B, L, Z). Specify the accent color (A, S). | | | | |
| Mobile pedestals  | <i>2 box drawers, 1 file drawer with suspension bar. Brakes on front casters. Pencil tray. Lock. Fits under a work surface. 1 tone only.</i> | | | | |
| | 15¾ x 28 x 27 | 390 x 700 x 689 | ON__-MP1528UF | 1,322 | — |
| | 15¾ x 18 x 27 | 390 x 450 x 704 | ON__-MP1518UF | 1,306 | — |
| | Specify the handle code (B, L, Z). Specify the accent color (A, S). | | | | |
| Mobile pedestals  | <i>1 box drawer, 1 file drawer with suspension bar. Brakes on front casters. Pencil tray. Lock. Fits under a work surface. 1 tone only.</i> | | | | |
| | 15¼ x 28 x 21½ | 388 x 700 x 527 | ON__-MP1528F | 1,289 | — |
| | 15¼ x 18 x 21½ | 388 x 450 x 527 | ON__-MP1518F | 1,256 | — |
| | Specify the handle code (B, L, Z). Specify the accent color (A, S). | | | | |
| Lateral files  | <i>2 file drawers with suspension bars. Lock. Full-width wire access. Optional counterweights to meet BIFMA standards, refer to page 108.</i> | | | | |
| | 36 x 24 x 29 | 900 x 600 x 738 | O__-2436LF | 1,506 | 1,821 |
| | Specify the surface type (1, 2). Specify the handle code (B, L, Z). Specify the accent color (A, S). | | | | |
| | 36 x 24 x 29½ | 900 x 600 x 751 | O__-2436LF | 1,669 | 2,008 |
| | Specify the surface type (5, 6). Specify the handle code (B, L, Z). Specify the accent color (A, S). | | | | |
| Combined pedestals  | <i>2 box drawers, 2 file drawers with suspension bars. Full-width wire access. Lock.</i> | | | | |
| | 36 x 24 x 29 | 900 x 600 x 738 | O__-2436CO | 1,910 | 2,047 |
| | Specify the surface type (1, 2). Specify the handle code (B, L, Z). Specify the accent color (A, S). | | | | |
| | 36 x 24 x 29½ | 900 x 600 x 751 | O__-2436CO | 2,106 | 2,257 |
| | Specify the surface type (5, 6). Specify the handle code (B, L, Z). Specify the accent color (A, S). | | | | |
| Combined pedestals  | <i>2 box drawers, 2 file drawers with suspension bars. Full-width wire access. Lock.</i> | | | | |
| | 36 x 24 x 29 | 900 x 600 x 738 | O__-C02436 | 1,910 | 2,047 |
| | Specify the surface type (1, 2). Specify the handle code (B, L, Z). Specify the accent color (A, S). | | | | |
| | 36 x 24 x 29½ | 900 x 600 x 751 | O__-C02436 | 2,106 | 2,257 |
| | Specify the surface type (5, 6). Specify the handle code (B, L, Z). Specify the accent color (A, S). | | | | |

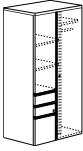
Bookcases units with doors



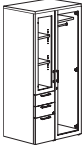
| | W x D x H (in) | W x D x H (mm) | Code | All Laminate (\$) | HPL Surfaces (\$) |
|--|--|------------------|-----------------|-------------------|-------------------|
| | <i>1 adjustable shelf. Full-width wire access. Lock.</i> | | | | |
| | 36 x 24 x 29 | 900 x 600 x 738 | O__-2436B | 1,306 | 1,572 |
| | Specify the surface type (1, 2). Specify the handle code (B, L, Z). Specify the accent color (A, S). | | | | |
| | 36 x 24 x 29½ | 900 x 600 x 751 | O__-2436B | 1,467 | 1,766 |
| | Specify the surface type (5, 6). Specify the handle code (B, L, Z). Specify the accent color (A, S). | | | | |
| Storage cabinets with laminate doors  | <i>3 adjustable shelves. 1 fixed shelf. Lock. To be used with 1" surfaces.</i> | | | | |
| | 36 x 24 x 73 | 900 x 600 x 1834 | O1__-243673B | 2,371 | — |
| | 36 x 24 x 65 | 900 x 600 x 1632 | O1__-243665B | 2,281 | — |
| | <i>To be used with 1½" surfaces.</i> | | | | |
| | 36 x 24 x 73 | 900 x 600 x 1847 | O5__-243673B | 2,604 | — |
| | 36 x 24 x 65 | 900 x 600 x 1645 | O5__-243665B | 2,514 | — |
| | Specify the handle code (B, L, Z). Specify the accent color (A, S). | | | | |
| Storage cabinets with translucent doors  | <i>3 adjustable shelves. 1 full-width fixed shelf. Lock. To be used with 1" surfaces.</i> | | | | |
| | 36 x 24 x 73 | 900 x 600 x 1834 | O1_S-243673BT | 3,440 | — |
| | 36 x 24 x 65 | 900 x 600 x 1632 | O1_S-243665BT | 3,359 | — |
| | <i>To be used with 1½" surfaces.</i> | | | | |
| | 36 x 24 x 73 | 900 x 600 x 1847 | O5_S-243673BT | 3,685 | — |
| | 36 x 24 x 65 | 900 x 600 x 1645 | O5_S-243665BT | 3,591 | — |
| | Specify the handle code (B, Z). | | | | |
| Wardrobe / storage cabinets with laminate doors  | <i>Clothes hanger bar and 1 fixed shelf on wardrobe side (15% W). 4 adjustable shelves. Lock. To be used with 1" surfaces.</i> | | | | |
| | 36 x 24 x 73 | 900 x 600 x 1834 | O1__-243673BC | 2,281 | — |
| | 36 x 24 x 65 | 900 x 600 x 1632 | O1__-243665BC | 2,191 | — |
| | <i>To be used with 1½" surfaces.</i> | | | | |
| | 36 x 24 x 73 | 900 x 600 x 1847 | O5__-243673BC | 2,514 | — |
| | 36 x 24 x 65 | 900 x 600 x 1645 | O5__-243665BC | 2,433 | — |
| | Specify the handle code (B, L, Z). Specify the accent color (A, S). | | | | |
| Wardrobe / storage cabinets with translucent doors  | <i>Clothes hanger bar and 1 fixed shelf on wardrobe side (15% W). 4 adjustable shelves. Lock. To be used with 1" surfaces.</i> | | | | |
| | 36 x 24 x 73 | 900 x 600 x 1834 | O1_S-243673BCT | 3,612 | — |
| | 36 x 24 x 65 | 900 x 600 x 1632 | O1_S-243665BCT | 3,521 | — |
| | <i>To be used with 1½" surfaces.</i> | | | | |
| | 36 x 24 x 73 | 900 x 600 x 1847 | O5_S-243673BCT | 3,845 | — |
| | 36 x 24 x 65 | 900 x 600 x 1645 | O5_S-243665BCT | 3,764 | — |
| | Specify the handle code (B, Z). | | | | |
| Storage / lateral file cabinets with laminate doors  | <i>2 adjustable shelves. 2 file drawers with suspension bars. Lock on drawers. To be used with 1" surfaces.</i> | | | | |
| | 36 x 24 x 73 | 900 x 600 x 1834 | O1__-243673LFB | 2,774 | — |
| | 36 x 24 x 65 | 900 x 600 x 1632 | O1__-243665LFB | 2,551 | — |
| | <i>To be used with 1½" surfaces.</i> | | | | |
| | 36 x 24 x 73 | 900 x 600 x 1847 | O5__-243673LFB | 2,991 | — |
| | 36 x 24 x 65 | 900 x 600 x 1645 | O5__-243665LFB | 2,774 | — |
| | Specify the handle code (B, L, Z). Specify the accent color (A, S). | | | | |
| Storage / lateral file cabinets with translucent doors  | <i>2 adjustable shelves. 2 file drawers with suspension bars. Lock on drawers. To be used with 1" surfaces.</i> | | | | |
| | 36 x 24 x 73 | 900 x 600 x 1834 | O1_S-243673LFBT | 3,433 | — |
| | 36 x 24 x 65 | 900 x 600 x 1632 | O1_S-243665LFBT | 3,227 | — |
| | <i>To be used with 1½" surfaces.</i> | | | | |
| | 36 x 24 x 73 | 900 x 600 x 1847 | O5_S-243673LFBT | 3,650 | — |
| | 36 x 24 x 65 | 900 x 600 x 1645 | O5_S-243665LFBT | 3,433 | — |
| | Specify the handle code (B, Z). | | | | |



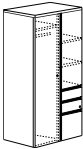
| | W x D x H (in) | W x D x H (mm) | Code | All Laminate (\$) | HPL Surfaces (\$) |
|--|---|------------------|----------------|-------------------|-------------------|
| Wardrobe / storage cabinets with laminate doors | <i>2 box drawers, 1 file drawer with suspension bar. Clothes hanger bar and 1 fixed shelf on wardrobe side (18 3/8" W). 2 adjustable shelves. Lock on drawers and on full-height door. To be used with 1" surfaces.</i> | | | | |
| | 36 x 24 x 73 | 900 x 600 x 1834 | 01__-243673UFB | 2,949 | — |
| | 36 x 24 x 65 | 900 x 600 x 1632 | 01__-243665UFB | 2,739 | — |
| | <i>To be used with 1 1/2" surfaces.</i> | | | | |
| | 36 x 24 x 73 | 900 x 600 x 1847 | 05__-243673UFB | 3,166 | — |
| | 36 x 24 x 65 | 900 x 600 x 1645 | 05__-243665UFB | 2,949 | — |
| | Specify the handle code (B, Z). Specify the accent color (A, S). | | | | |



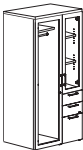
| | W x D x H (in) | W x D x H (mm) | Code | All Laminate (\$) | HPL Surfaces (\$) |
|---|---|------------------|-----------------|-------------------|-------------------|
| Combined storage cabinets with translucent doors | <i>2 box drawers, 1 file drawer with suspension bar. Clothes hanger bar and 1 fixed shelf on wardrobe side (18 3/8" W). 2 adjustable shelves. Lock on drawers and on full-height door. To be used with 1" surfaces.</i> | | | | |
| | 36 x 24 x 73 | 900 x 600 x 1834 | 01_S-243673UFBT | 3,942 | — |
| | 36 x 24 x 65 | 900 x 600 x 1632 | 01_S-243665UFBT | 3,740 | — |
| | <i>To be used with 1 1/2" surfaces.</i> | | | | |
| | 36 x 24 x 73 | 900 x 600 x 1847 | 05_S-243673UFBT | 4,167 | — |
| | 36 x 24 x 65 | 900 x 600 x 1645 | 05_S-243665UFBT | 3,942 | — |
| | Specify the handle code (B, Z). | | | | |



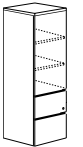
| | W x D x H (in) | W x D x H (mm) | Code | All Laminate (\$) | HPL Surfaces (\$) |
|--|---|------------------|----------------|-------------------|-------------------|
| Wardrobe / storage cabinets with laminate doors | <i>2 box drawers, 1 file drawer with suspension bar. Clothes hanger bar and 1 fixed shelf on wardrobe side (18 3/8" W). 2 adjustable shelves. Lock on drawers and on full-height door. To be used with 1" surfaces.</i> | | | | |
| | 36 x 24 x 73 | 900 x 600 x 1834 | 01__-243673BUF | 2,949 | — |
| | 36 x 24 x 65 | 900 x 600 x 1632 | 01__-243665BUF | 2,739 | — |
| | <i>To be used with 1 1/2" surfaces.</i> | | | | |
| | 36 x 24 x 73 | 900 x 600 x 1847 | 05__-243673BUF | 3,166 | — |
| | 36 x 24 x 65 | 900 x 600 x 1645 | 05__-243665BUF | 2,949 | — |
| | Specify the handle code (B, Z). Specify the accent color (A, S). | | | | |



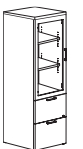
| | W x D x H (in) | W x D x H (mm) | Code | All Laminate (\$) | HPL Surfaces (\$) |
|---|---|------------------|-----------------|-------------------|-------------------|
| Combined storage cabinets with translucent doors | <i>2 box drawers, 1 file drawer with suspension bar. Clothes hanger bar and 1 fixed shelf on wardrobe side (18 3/8" W). 2 adjustable shelves. Lock on drawers and on full-height door. To be used with 1" surfaces.</i> | | | | |
| | 36 x 24 x 73 | 900 x 600 x 1834 | 01_S-243673BUFT | 3,942 | — |
| | 36 x 24 x 65 | 900 x 600 x 1632 | 01_S-243665BUFT | 3,740 | — |
| | <i>To be used with 1 1/2" surfaces.</i> | | | | |
| | 36 x 24 x 73 | 900 x 600 x 1847 | 05_S-243673BUFT | 4,167 | — |
| | 36 x 24 x 65 | 900 x 600 x 1645 | 05_S-243665BUFT | 3,942 | — |
| | Specify the handle code (B, Z). | | | | |




| | W x D x H (in) | W x D x H (mm) | Code | All Laminate (\$) | HPL Surfaces (\$) |
|---|--|------------------|---------------|-------------------|-------------------|
| Storage / lateral file cabinets with laminate door | <i>2 adjustable shelves. 2 file drawers with suspension bars. Reversible door. Lock on drawers. To be used with 1" surfaces.</i> | | | | |
| | 24 x 24 x 73 | 600 x 600 x 1834 | 01__-242473FB | 2,231 | — |
| | 24 x 24 x 65 | 600 x 600 x 1632 | 01__-242465FB | 2,135 | — |
| | <i>To be used with 1 1/2" surfaces.</i> | | | | |
| | 24 x 24 x 73 | 600 x 600 x 1847 | 05__-242473FB | 2,410 | — |
| | 24 x 24 x 65 | 600 x 600 x 1645 | 05__-242465FB | 2,305 | — |
| | Specify the handle code (B, Z). Specify the accent color (A, S). | | | | |



| | W x D x H (in) | W x D x H (mm) | Code | All Laminate (\$) | HPL Surfaces (\$) |
|--|--|------------------|----------------|-------------------|-------------------|
| Storage / lateral file cabinets with translucent door | <i>2 adjustable shelves. 2 file drawers with suspension bars. Reversible door. Lock on drawers. To be used with 1" surfaces.</i> | | | | |
| | 24 x 24 x 73 | 600 x 600 x 1834 | 01_S-242473FBT | 2,894 | — |
| | 24 x 24 x 65 | 600 x 600 x 1632 | 01_S-242465FBT | 2,797 | — |
| | <i>To be used with 1 1/2" surfaces.</i> | | | | |
| | 24 x 24 x 73 | 600 x 600 x 1847 | 05_S-242473FBT | 3,070 | — |
| | 24 x 24 x 65 | 600 x 600 x 1645 | 05_S-242465FBT | 2,973 | — |
| | Specify the handle code (B, Z). | | | | |



| | W x D x H (in) | W x D x H (mm) | Code | All Laminate (\$) | HPL Surfaces (\$) |
|---|--|------------------|---------------|-------------------|-------------------|
| Wardrobe / storage cabinets with laminate door | <i>Clothes hanger bar and 1 fixed shelf on wardrobe side (10 1/4" W). 4 adjustable shelves. Lock. To be used with 1" surfaces.</i> | | | | |
| | 24 x 24 x 73 | 600 x 600 x 1834 | 01__-242473BC | 2,063 | — |
| | 24 x 24 x 65 | 600 x 600 x 1632 | 01__-242465BC | 1,966 | — |
| | <i>To be used with 1 1/2" surfaces.</i> | | | | |
| | 24 x 24 x 73 | 600 x 600 x 1847 | 05__-242473BC | 2,290 | — |
| | 24 x 24 x 65 | 600 x 600 x 1645 | 05__-242465BC | 2,179 | — |
| | Specify the handle code (B, Z). Specify the accent color (A, S). Specify opening at the end of the code: on right (R) or on left (L). | | | | |



| | W x D x H (in) | W x D x H (mm) | Code | All Laminate (\$) | HPL Surfaces (\$) |
|--|--|------------------|----------------|-------------------|-------------------|
| Wardrobe / storage cabinets with translucent door | <i>Clothes hanger bar and 1 fixed shelf on wardrobe side (10 1/4" W). 4 adjustable shelves. Lock. To be used with 1" surfaces.</i> | | | | |
| | 24 x 24 x 73 | 600 x 600 x 1834 | 01_S-242473BCT | 2,387 | — |
| | 24 x 24 x 65 | 600 x 600 x 1632 | 01_S-242465BCT | 2,296 | — |
| | <i>To be used with 1 1/2" surfaces.</i> | | | | |
| | 24 x 24 x 73 | 600 x 600 x 1847 | 05_S-242473BCT | 2,551 | — |
| | 24 x 24 x 65 | 600 x 600 x 1645 | 05_S-242465BCT | 2,474 | — |
| | Specify the handle code (B, Z). Specify opening at the end of the code: on right (R) or on left (L). | | | | |



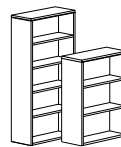
| | W x D x H (in) | W x D x H (mm) | Code | All Laminate (\$) | HPL Surfaces (\$) |
|--|--|------------------|--------------|-------------------|-------------------|
| Storage cabinets with laminate door | <i>4 adjustable shelves. Lock. To be used with 1" surfaces.</i> | | | | |
| | 24 x 24 x 73 | 600 x 600 x 1834 | 01__-242473B | 2,063 | — |
| | 24 x 24 x 65 | 600 x 600 x 1632 | 01__-242465B | 1,966 | — |
| | <i>To be used with 1 1/2" surfaces.</i> | | | | |
| | 24 x 24 x 73 | 600 x 600 x 1847 | 05__-242473B | 2,290 | — |
| | 24 x 24 x 65 | 600 x 600 x 1645 | 05__-242465B | 2,179 | — |
| | Specify the handle code (B, Z). Specify the accent color (A, S). Specify opening at the end of the code: on right (R) or on left (L). | | | | |



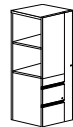
| | W x D x H (in) | W x D x H (mm) | Code | All Laminate (\$) | HPL Surfaces (\$) |
|--|---|------------------|---------------|-------------------|-------------------|
| Storage cabinets with translucent doors | <i>4 adjustable shelves. Lock. To be used with 1" surfaces.</i> | | | | |
| | 24 x 24 x 73 | 600 x 600 x 1834 | 01_S-242473BT | 2,387 | — |
| | 24 x 24 x 65 | 600 x 600 x 1632 | 01_S-242465BT | 2,296 | — |
| | <i>To be used with 1 1/2" surfaces.</i> | | | | |
| | 24 x 24 x 73 | 600 x 600 x 1847 | 05_S-242473BT | 2,551 | — |
| | 24 x 24 x 65 | 600 x 600 x 1645 | 05_S-242465BT | 2,474 | — |
| | Specify the handle code (B, Z). Specify opening at the end of the code: on right (R) or on left (L). | | | | |



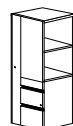
| | W x D x H (in) | W x D x H (mm) | Code | All Laminate (\$) | HPL Surfaces (\$) |
|-----------------------|--|------------------|--------------|-------------------|-------------------|
| Open bookcases | <i>73" H: 4 adjustable shelves. 65" H: 4 adjustable shelves. 48" H: 2 adjustable shelves. To be used with 1" surfaces.</i> | | | | |
| | 36 x 14 x 73 | 900 x 350 x 1834 | 01NN-B367314 | 1,227 | — |
| | 36 x 14 x 65 | 900 x 350 x 1632 | 01NN-B366514 | 1,119 | — |
| | 36 x 14 x 48 | 900 x 350 x 1225 | 01NN-B364814 | 993 | — |
| | <i>To be used with 1 1/2" surfaces.</i> | | | | |
| | 36 x 14 x 73 | 900 x 350 x 1847 | 05NN-B367314 | 1,364 | — |
| | 36 x 14 x 65 | 900 x 350 x 1645 | 05NN-B366514 | 1,289 | — |
| | 36 x 14 x 48 | 900 x 350 x 1238 | 05NN-B364814 | 1,152 | — |




| | W x D x H (in) | W x D x H (mm) | Code | All Laminate (\$) | HPL Surfaces (\$) |
|-------------------------------------|---|------------------|---------------|-------------------|-------------------|
| Left personal storage towers | <i>1 box drawer, 2 file drawers with suspension bars. Adjustable shelf on 57" H only. Wardrobe with clothes / hanger bar (7 1/4" W). Lock for the two file drawers. Lock on door.</i> | | | | |
| | 24 x 24 x 57 | 600 x 600 x 1437 | 0N__-PB242457 | 2,805 | — |
| | 24 x 24 x 49 | 600 x 600 x 1234 | 0N__-PB242449 | 2,676 | — |
| | Specify the handle code (B, Z). Specify the accent color (A, S). | | | | |







| | W x D x H (in) | W x D x H (mm) | Code | All Laminate (\$) | HPL Surfaces (\$) |
|--------------------------------------|---|------------------|---------------|-------------------|-------------------|
| Right personal storage towers | <i>1 box drawer, 2 file drawers with suspension bars. Adjustable shelf on 57" H only. Wardrobe with clothes / hanger bar (7 1/4" W). Lock for the two file drawers. Lock on door.</i> | | | | |
| | 24 x 24 x 57 | 600 x 600 x 1437 | 0N__-P242457B | 2,805 | — |
| | 24 x 24 x 49 | 600 x 600 x 1234 | 0N__-P242449B | 2,676 | — |
| | Specify the handle code (B, Z). Specify the accent color (A, S). | | | | |








| | W x D x H (in) | W x D x H (mm) | Code | All Laminate (\$) | HPL Surfaces (\$) |
|--|-------------------|------------------|-----------------|-------------------|-------------------|
| Round table tops | <i>1½" thick.</i> | | | | |
|  | 48 x 48 x 1½ | 1200 x 1200 x 38 | O_NN-R48 | 885 | 1,161 |
| | 42 x 42 x 1½ | 1050 x 1050 x 38 | O_NN-R42 | 766 | 1,008 |
| Specify the surface type (5, 6). | | | | | |


| | | | | | |
|--|--|-----------------|-----------------|------------|---|
| Cross base | <i>1½" laminate thick base. For 48" diameter round table tops.</i> | | | | |
|  | 33 x 33 x 28 | 825 x 825 x 713 | LGC-CR33 | 669 | — |
|  | | | | | |



| | | | | | |
|--|--|-----------------|-----------------|------------|---|
| Cross base | <i>1½" laminate thick base. For 42" diameter round table tops.</i> | | | | |
|  | 27 x 27 x 28 | 680 x 680 x 713 | LGC-CR27 | 590 | — |
|  | | | | | |


| | | | | | |
|---|---|-----------------|---------------|------------|---|
| 6" diameter steel leg. | <i>Anthracite Grey (GAN) or Silver (ARS) steel. Specify the finish.</i> | | | | |
|  | 6 x 6 x 28 | 150 x 150 x 710 | LGC-TL | 396 | — |


| | | | | | |
|---|--|-----------------|------------------------|--------------|--------------|
| Serving carts | <i>1 sliding shelf, 11½" extension. 2 box drawers. 2 doors with 1 adjustable shelf. 4 casters, 2 with brakes. Grommet in the back.</i> | | | | |
|  | 36 x 21 x 36 | 900 x 520 x 908 | O_ _ _-MS213636 | 2,014 | 2,620 |
| Specify the surface type (1, 2). Specify the handle code (B, L, Z). Specify the accent color (A, S). | | | | | |
| | 36 x 21 x 36½ | 900 x 520 x 921 | O_ _ _-MS213636 | 2,224 | 2,894 |
| Specify the surface type (5, 6). Specify the handle code (B, L, Z). Specify the accent color (A, S). | | | | | |

| | | | | | |
|---|--|-----------------|------------------------|--------------|--------------|
| Serving carts | <i>1 sliding shelf, 11½" extension. 1 box drawer. 1 door with 1 adjustable shelf. 4 casters, 2 with brakes. Grommet in the back.</i> | | | | |
|  | 20 x 21 x 36 | 500 x 520 x 908 | O_ _ _-MS212036 | 1,298 | 1,690 |
| Specify the surface type (1, 2). Specify the handle code (B, L, Z). Specify the accent color (A, S). | | | | | |
| | 20 x 21 x 36½ | 500 x 520 x 921 | O_ _ _-MS212036 | 1,499 | 1,959 |
| Specify the surface type (5, 6). Specify the handle code (B, L, Z). Specify the accent color (A, S). | | | | | |

| | | | | | |
|--|---|-------------------|----------------------|--------------|---|
| Marker boards | <i>180° hinges. Board surface: white high-pressure laminate, non magnetic, for use with dry-erase markers. Eraser tray along bottom of board. Inside face of doors covered in natural cork.</i> | | | | |
|  | 55 x 5 x 41 | 1368 x 130 x 1049 | 01_ _-VBX4054 | 2,095 | — |
| Specify the handle code (B, L, Z). Specify the accent color (A, S). | | | | | |
| | 55 x 5 x 42¼ | 1368 x 130 x 1075 | 05_ _-VBX4054 | 2,296 | — |
| Specify the handle code (B, L, Z). Specify the accent color (A, S). | | | | | |

| | | | | | |
|--|---|-----------------|----------------------|------------|------------|
| Coffee tables | <i>Specify the surface type (1, 2).</i> | | | | |
|  | 22 x 22 x 18 | 550 x 550 x 438 | O_NN-ST222218 | 570 | 661 |
|  | 22 x 22 x 18½ | 550 x 550 x 451 | O_NN-ST222218 | 645 | 831 |
| Specify the surface type (5, 6). | | | | | |

| | | | | | |
|--|---|----------------|-----------------|------------|---|
| Additional full-width legs | <i>1 tone only. For AT, DT and CM tables.</i> | | | | |
|  | 24 x 1 x 27½ | 598 x 25 x 698 | ONNN-L24 | 203 | — |
| | 30 x 1 x 27½ | 748 x 25 x 698 | ONNN-L30 | 217 | — |

| | | | | | |
|--|---|----------------|------------------|------------|---|
| Additional full-width legs with wire access | <i>1 tone only. For AT, DT and CM tables.</i> | | | | |
|  | 24 x 1 x 27½ | 598 x 25 x 698 | ONNN-L24D | 203 | — |
| | 30 x 1 x 27½ | 748 x 25 x 698 | ONNN-L30D | 217 | — |

Additional recessed leg

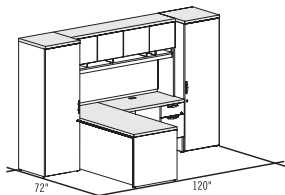


| | W x D x H (in) | W x D x H (mm) | Code | All Laminate (\$) | HPL Surfaces (\$) |
|--------------------------------|---|----------------|-----------------|-------------------|-------------------|
| Additional recessed leg | <i>1 tone only. For AT, DT and CM tables.</i> | | | | |
| | 13 x 1 x 27½ | 340 x 25 x 698 | ONNN-L12 | 168 | — |



SUGGESTIONS

0 ___ -PLAN01



Plan shown in Options Flyer:

05BA-PLAN01 **\$9,283**

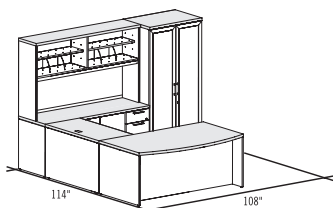
- 1 05NA-TDM3072
- 1 05BA-R2442F
- 1 05BA-242473BCL
- 1 05BA-242473BR
- 1 05NA-E724416PD
- 1 LGC-TK7019E

1½" thick laminate (5), Curved pull (B), Anthracite Grey accent (A).

Other option:

Translucent doors **\$11,597**

0 ___ -PLAN02



Plan shown in Options Flyer:

05ZS-PLAN02 **\$10,558**

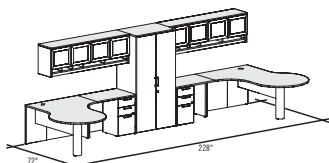
- 1 05ZS-F4272SA
- 1 05NS-BR2448
- 1 05ZS-S2472F
- 1 05NS-E724416
- 1 05ZS-243673BCT

1½" thick laminate (5), Straight pull (Z), Silver accent (S).

Other option:

Laminate doors **\$9,226**

0 ___ -PLAN03



Plan shown in Options Flyer:

01ZS-PLAN03 **\$16,239**

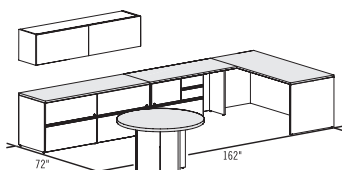
- 1 01NS-CPM724824
- 1 01NS-C4872PM24
- 2 01NS-DT2436B
- 1 01ZS-243673BC
- 2 0NZS-P1518UFL
- 2 01NS-EM722216TD

1" thick laminate (1), Straight pull (Z), Silver accent (S).

Other option:

Laminate doors **\$14,576**

0 ___ -PLAN05



Plan shown in Options Flyer:

01LS-PLAN05 **\$9,598**

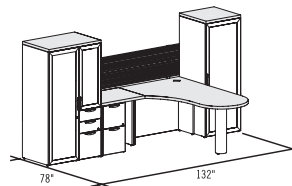
- 1 01LS-LF2472LF
- 1 ONLS-CO1830L
- 1 01NS-DT2460B
- 1 01NS-TDM3072
- 1 ONNS-EM721716D
- 1 05NN-R48
- 1 LGC-CR33

1" thick laminate (1), Linear pull (L), Silver accent (S).

Other option:

1½" thick laminate **\$10,194**

0 ___ -PLAN06



Plan shown in Options Flyer:

05BS-PLAN06 **\$11,276**

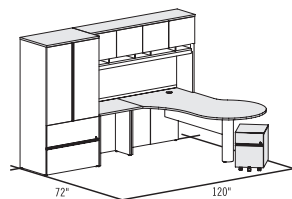
- 1 05NS-DT2430B
- 1 05NS-C4278B24
- 1 05BS-243665BUFT
- 1 05BS-242465BCTR
- 1 ONBS-P1518FFL
- 1 LGC-SUPALS
- 1 LGC-RA72S
- 1 LGC-RAS12S
- 1 LGC-RPT11S

1½" thick laminate (1), Curved pull (B), Silver accent (S).

Other option:

1" thick laminate **\$10,533**

0 ___ -PLAN07



Not shown in Options Flyer:

01 ___ -PLAN07 **\$8,993**

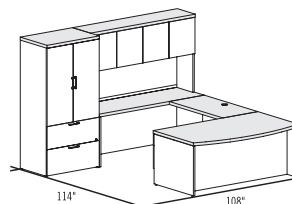
- 1 01N_-C4278PM24
- 1 01N_-DT2430B
- 1 01N_-E724416PD
- 1 01_-243673LFB
- 1 ON_-MP1518F

1" thick laminate (1).

Other option:

Translucent doors **\$10,485**

0 ___ -PLAN08



Not shown in Options Flyer:

01 ___ -PLAN08 **\$8,545**

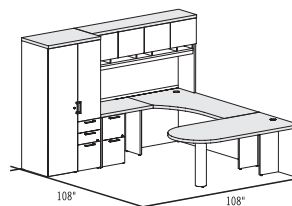
- 1 01_-S4272FA
- 1 01N_-BR2448
- 1 01N_-DT2472A
- 1 01N_-E724416P
- 1 01_-243673LFB

1" thick laminate (1).

Other option:

Translucent doors **\$10,032**

0 ___ -PLAN09



Not shown in Options Flyer:

01 ___ -PLAN09 **\$9,921**

- 1 01N_-BT3672
- 1 01N_-CM367224B
- 1 01N_-DT2436B
- 1 01N_-E724416PD
- 1 01_-243673BUF
- 1 ON_-P1518FFL

1" thick laminate (1).

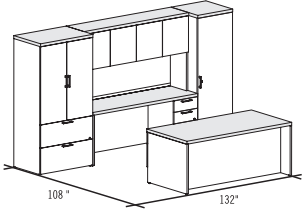
Other option:

Translucent doors **\$11,742**



SUGGESTIONS

0__-PLAN10



Not shown in Options Flyer:

01__-PLAN10 **\$9,970**

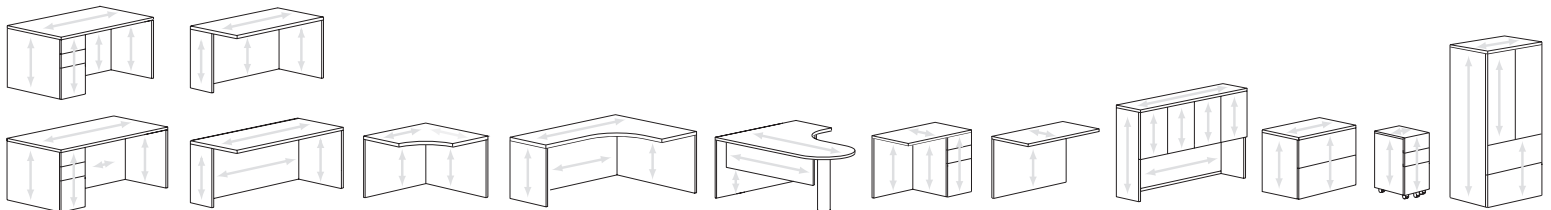
- 1 01__-S3672F
- 1 01__-S2472UF
- 1 01N_-E724416P
- 1 01__-242473BCR
- 1 01__-243673LFB

1" thick laminate (1).

Other option:

Translucent doors **\$12,210**

TYPICAL WOOD GRAIN DIRECTION FOR OPTIONS:



CONCEPT 3

IIDEX Awards
NeoCon Canada



CONCEPT 3 – EASY TO SPECIFY, EASY TO RECONFIGURE

3 LAYOUTS

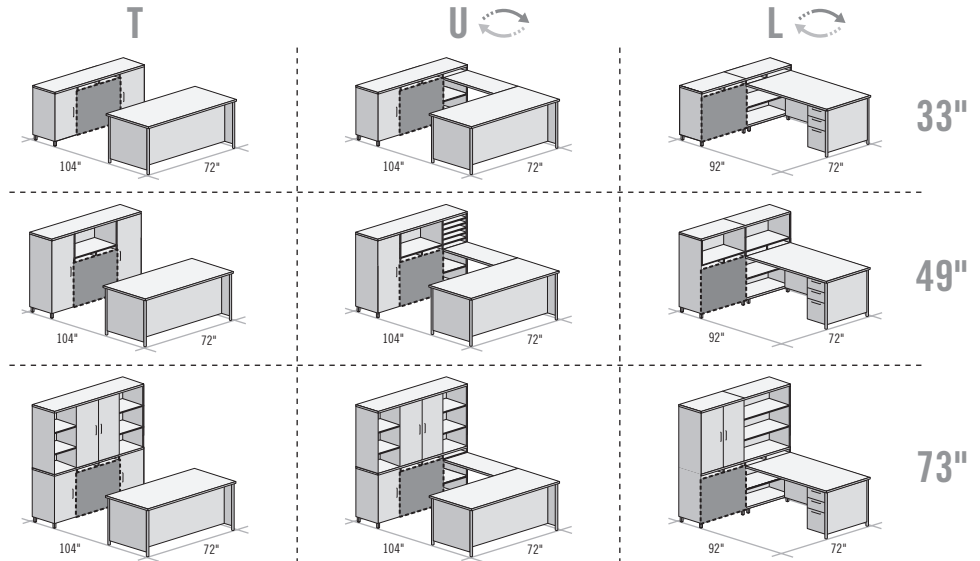
Concept 3 envisions three classic office workstation layouts – **traditional T**, **U-shaped** and **L-shaped** – with generous surfaces and versatile storage. Inspired design ensures upscale looks and maximum functionality whichever setting you choose.

REVERSIBLE

As easy as flipping a coin, storage and non-handed work surfaces fit together left or right. In the **U-shaped** and **L-shaped** settings, you can attach the bridge or work surface on either side without losing access to the storage below. A big plus if you change your space... or change your mind!

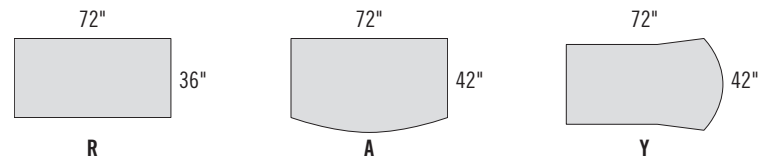
3 HEIGHTS

Keep it sleek and low with the **33-inch** storage module, elevate the look to **49 inches** or top it off at **73 inches**. Each level has its own refined sense of proportion and scale.



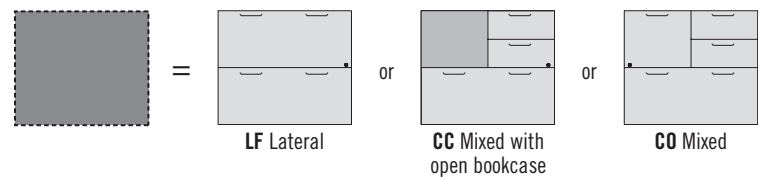
3 SURFACE SHAPES

Customize the look and function of your work surface with the shape you prefer – classic **rectangular R**, stylish **bow front A** or our adaptable **Y shape**.



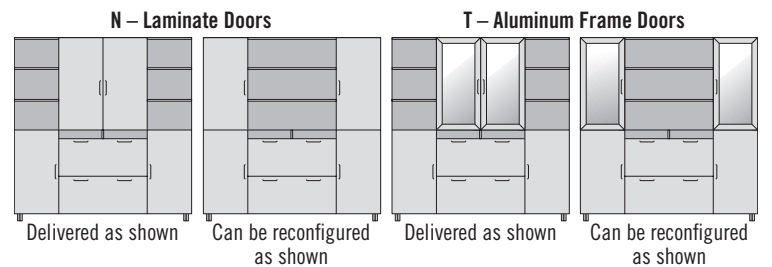
3 STORAGE OPTIONS

Choose from **storage modules** designed for filing, or for a multiplicity of functions with drawers and open bookcase. Whatever works best for you.



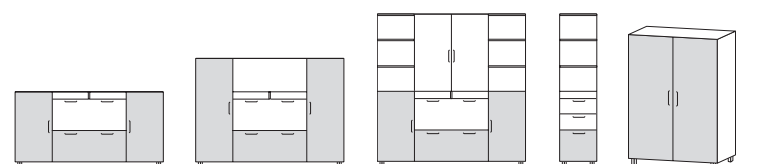
DOOR OPTIONS

Concept 3 is designed to simplify your life, but you still have the final say. Choose from matching **laminated N** or **anodized aluminum frame T** door styles. Storage modules are shipped assembled but offer you the flexibility of modifying the door configuration on site.



SPECIFIC TWO-TONE APPLICATION ON 73", 49" AND 33" H STORAGE UNITS (unless otherwise specified)


The first finish specified will be applied to the laminate door(s) and to the drawer at the bottom of the unit. The second finish specified will be applied to the rest of the unit.



EDGE BANDING

Furniture with 1" (25 mm) thick tops.

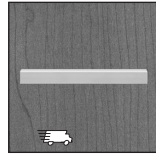
N Edge



Smooth, 1/16" (1,5 mm) thick edge.

The **N** edge is **matched with the finish specified for the surface.**

HANDLES



C – Cubic

CODIFICATION

| Series | Options |
|-----------|----------------------|
| | Doors |
| C3 | T Translucent |


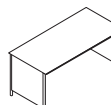
LACASSE QUICKSHIP PROGRAM*


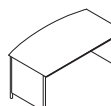
Products and suggested layouts identified by this pictogram are part of the Lacasse quick delivery program.



Please refer to page 3 for complete program details.


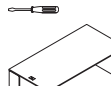
* Due to current market conditions, always refer to our Lead-Time Guide for a confirmation of our current Lacasse QuickShip lead-times.






| | W x D x H (in) | W x D x H (mm) | Code | Price (\$) |
|---|---|------------------|------------------|--------------|
| Rectangular surfaces  | <i>Can accommodate 1 or 2 modular pedestals. Recessed, full-height modesty panel.</i> | | | |
| | 72 x 36 x 29 | 1800 x 900 x 735 | C3-TD3672 | 1,355 |
|  | 66 x 30 x 29 | 1650 x 750 x 735 | C3-TD3066 | 1,161 |


| | W x D x H (in) | W x D x H (mm) | Code | Price (\$) |
|--|---|-------------------|-------------------|--------------|
| Arched surfaces  | <i>Can accommodate 1 or 2 modular pedestals. Recessed, full-height modesty panel.</i> | | | |
| | 72 x 42 x 29 | 1800 x 1050 x 735 | C3-TD4272A | 1,490 |
|  | 66 x 36 x 29 | 1650 x 900 x 735 | C3-TD3666A | 1,322 |



| | W x D x H (in) | W x D x H (mm) | Code | Price (\$) |
|--|--|-------------------|-------------------|--------------|
| Y-shaped surfaces  | <i>Reversible. Half-height modesty panel. Grommet. Can not accommodate pedestal.</i> | | | |
| | 72 x 42 x 29 | 1800 x 1050 x 735 | C3-YTM3672 | 1,411 |
|  | 66 x 42 x 29 | 1650 x 1050 x 735 | C3-YTM3666 | 1,322 |


| | W x D x H (in) | W x D x H (mm) | Code | Price (\$) |
|--|--|------------------|------------------|--------------|
| Rectangular surface-returns  | <i>Reversible. Can accommodate 1 modular pedestal. Can be attached to a 36" wide bookcase. Recessed, full-height modesty panel. Grommet.</i> | | | |
| | 72 x 36 x 29 | 1800 x 900 x 735 | C3-RD3672 | 1,144 |
| | 66 x 36 x 29 | 1650 x 900 x 735 | C3-RD3666 | 1,054 |
|  | 54 x 36 x 29 | 1350 x 900 x 735 | C3-RD3654 | 993 |

| | W x D x H (in) | W x D x H (mm) | Code | Price (\$) |
|---|---|-------------------|-------------------|--------------|
| Y-shaped surface-returns  | <i>Reversible. Must be attached to a 36" wide bookcase. Half-height modesty panel. Grommet. Can not accommodate pedestal.</i> | | | |
| | 72 x 42 x 29 | 1800 x 1050 x 735 | C3-YUM3672 | 1,176 |
| | 66 x 42 x 29 | 1650 x 1050 x 735 | C3-YUM3666 | 1,096 |
|  | 54 x 42 x 29 | 1350 x 1050 x 735 | C3-YUM3654 | 1,054 |


| | W x D x H (in) | W x D x H (mm) | Code | Price (\$) |
|---|---|-----------------|----------------|------------|
| Modular pedestal  | <i>2 file drawers with suspension bars. Lock. Goes under a work surface. 1 tone only.</i> | | | |
| | 15 x 24 x 24 3/4 | 388 x 600 x 628 | C3-FF24 | 984 |


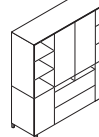
| | W x D x H (in) | W x D x H (mm) | Code | Price (\$) |
|---|---|-----------------|----------------|--------------|
| Modular pedestal  | <i>2 box drawers. 1 file drawer with suspension bar. Pencil tray. Lock. Goes under a work surface. 1 tone only.</i> | | | |
| | 15 x 24 x 24 3/4 | 388 x 600 x 628 | C3-UF24 | 1,088 |


| | W x D x H (in) | W x D x H (mm) | Code | Price (\$) |
|---|--|------------------|------------------|------------|
| Bridge-returns  | <i>Half-height modesty panel. Grommet.</i> | | | |
| | 48 x 18 x 13 | 1200 x 448 x 327 | C3-BR1848 | 437 |
|  | 42 x 18 x 13 | 1050 x 448 x 327 | C3-BR1842 | 396 |


| | W x D x H (in) | W x D x H (mm) | Code | Price (\$) |
|--|---|------------------|-------------------|--------------|
| Executive return  | <i>Reversible. 2 box drawers and 1 file drawer. Pencil tray. Grommet on the back. Lock.</i> | | | |
| | 48 x 24 x 29 | 1200 x 600 x 735 | C3-UF2448R | 1,780 |


Packaged in 2 boxes.


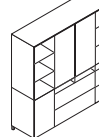
| | W x D x H (in) | W x D x H (mm) | Code | Price (\$) |
|---|--|----------------|------|------------|
| 73" Storage modules – 4 doors  | <i>UPPER: Open bookcases, 4 adjustable shelves. Bookcase with doors, 2 adjustable shelves. Doors can be installed at either ends. Grommet on the back. Specify T at the end of the code for translucent doors.</i> | | | |
| | <i>LOWER: Bookcases with doors, 2 adjustable shelves. 2 pigeonholes. Packaged in 2 boxes.</i> | | | |

| | W x D x H (in) | W x D x H (mm) | Code | Price (\$) |
|---|---|-------------------|----------------------|--------------|
| Lateral file modules  | <i>2 file drawers with suspension bars. Lock.</i> | | | |
| | 72 x 20 x 73 | 1796 x 500 x 1850 | C3-207273LFB | 4,943 |
|  | 72 x 20 x 73 | 1796 x 500 x 1850 | C3-207273LFBT | 5,841 |

| | W x D x H (in) | W x D x H (mm) | Code | Price (\$) |
|---|---|-------------------|----------------------|--------------|
| Mixed modules  | <i>2 box drawers, 2 file drawers with suspension bars. Lock. Pencil tray.</i> | | | |
| | 72 x 20 x 73 | 1796 x 500 x 1850 | C3-207273COB | 5,332 |
| | 72 x 20 x 73 | 1796 x 500 x 1850 | C3-207273COBT | 6,231 |

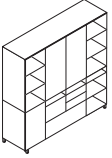
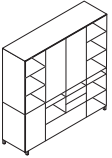


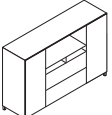
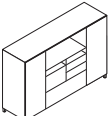
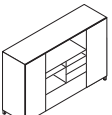
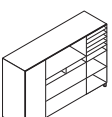
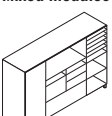
| | W x D x H (in) | W x D x H (mm) | Code | Price (\$) |
|--|---|-------------------|----------------------|--------------|
| Open mixed modules  | <i>Open storage space. 2 box drawers. 1 file drawer with suspension bar. Lock. Pencil tray.</i> | | | |
| | 72 x 20 x 73 | 1796 x 500 x 1850 | C3-207273CCB | 5,116 |
| | 72 x 20 x 73 | 1796 x 500 x 1850 | C3-207273CCBT | 5,994 |

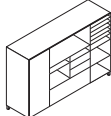


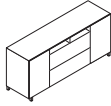
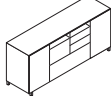
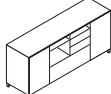


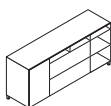
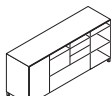
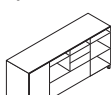
| | W x D x H (in) | W x D x H (mm) | Code | Price (\$) |
|---|--|----------------|------|------------|
| 73" Storage modules – 3 doors  | <i>UPPER: Open bookcases, 2 adjustable shelves. Bookcase with doors, 2 adjustable shelves. Doors can be installed at either ends. Grommet on the back. Specify T at the end of the code for translucent doors.</i> | | | |
| | <i>LOWER: Reversible. Bookcases with door, adjustable shelf. 3 pigeonholes. Open Bookcase, adjustable shelf. A bridge-return can be attached. Packaged in two boxes.</i> | | | |

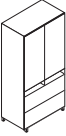
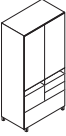
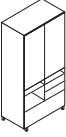
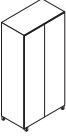
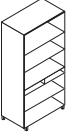
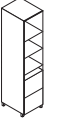
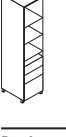
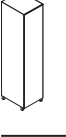

| | W x D x H (in) | W x D x H (mm) | Code | Price (\$) |
|--|---|-------------------|-----------------------|--------------|
| Lateral file modules  | <i>2 file drawers with suspension bars. Lock.</i> | | | |
| | 72 x 20 x 73 | 1796 x 500 x 1850 | C3-207273LFS | 4,854 |
|  | 72 x 20 x 73 | 1796 x 500 x 1850 | C3-207273LFS T | 5,746 |

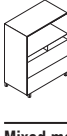



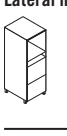




 = ASSEMBLY REQUIRED









 = QUICKSHIP PROGRAM

| | W x D x H (in) | W x D x H (mm) | Code | Price (\$) |
|---|--|-------------------|--|--------------|
| 73" Storage modules – 3 doors (cont'd) | | | | |
| Mixed modules | <i>2 box drawers, 2 file drawers with suspension bars. Lock. Pencil tray.</i> | | | |
|  | 72 x 20 x 73 | 1796 x 500 x 1850 | C3-207273COS | 5,262 |
| | 72 x 20 x 73 | 1796 x 500 x 1850 | C3-207273COST | 6,148 |
| Open mixed modules | <i>Open storage space. 2 box drawers. 1 file drawer with suspension bar. Lock. Pencil tray.</i> | | | |
|  | 72 x 20 x 73 | 1796 x 500 x 1850 | C3-207273CCS  | 5,052 |
| | 72 x 20 x 73 | 1796 x 500 x 1850 | C3-207273CCST  | 5,949 |
| 49" Storage modules – 2 doors | <i>Bookcases with doors, 4 adjustable shelves. Open storage space. 2 pigeonholes. Grommet on the back. Specify T at the end of the code for translucent doors.</i> | | | |
| Lateral file modules | <i>2 file drawers with suspension bars. Lock.</i> | | | |
|  | 72 x 20 x 49 | 1796 x 500 x 1241 | C3-207249LFB | 3,262 |
| | 72 x 20 x 49 | 1796 x 500 x 1241 | C3-207249LFBT | 4,263 |
| Mixed modules | <i>2 box drawers, 2 file drawers with suspension bars. Lock. Pencil tray.</i> | | | |
|  | 72 x 20 x 49 | 1796 x 500 x 1241 | C3-207249COB | 3,572 |
| | 72 x 20 x 49 | 1796 x 500 x 1241 | C3-207249COBT | 4,554 |
| Open mixed modules | <i>Open storage space. 2 box drawers. 1 file drawer with suspension bar. Lock. Pencil tray.</i> | | | |
|  | 72 x 20 x 49 | 1796 x 500 x 1241 | C3-207249CCB | 3,350 |
| | 72 x 20 x 49 | 1796 x 500 x 1241 | C3-207249CCBT | 4,192 |
| 49" Storage modules – 1 door | <i>Reversible. Bookcase with door, 2 adjustable shelves. Open storage space. 8 pigeonholes. Open bookcase, adjustable shelf. Grommet on the back. A bridge-return can be attached. Specify T at the end of the code for translucent doors.</i> | | | |
| Lateral file modules | <i>2 file drawers with suspension bars. Lock.</i> | | | |
|  | 72 x 20 x 49 | 1796 x 500 x 1241 | C3-207249LFS | 3,344 |
| | 72 x 20 x 49 | 1796 x 500 x 1241 | C3-207249LFST | 3,820 |
| Mixed modules | <i>2 box drawers, 2 file drawers with suspension bars. Lock. Pencil tray.</i> | | | |
|  | 72 x 20 x 49 | 1796 x 500 x 1241 | C3-207249COS | 3,636 |
| | 72 x 20 x 49 | 1796 x 500 x 1241 | C3-207249COST | 4,135 |

| | W x D x H (in) | W x D x H (mm) | Code | Price (\$) |
|--|--|-------------------|--|--------------|
| 49" Storage modules – 1 door (cont'd) | | | | |
| Open mixed modules | <i>Open storage space. 2 box drawers. 1 file drawer with suspension bar. Lock. Pencil tray.</i> | | | |
|  | 72 x 20 x 49 | 1796 x 500 x 1241 | C3-207249CCS  | 3,440 |
| | 72 x 20 x 49 | 1796 x 500 x 1241 | C3-207249CCST  | 3,932 |
| 33" Storage modules – 2 doors | <i>Bookcases with doors, 2 adjustable shelves. 2 pigeonholes. Specify T at the end of the code for translucent doors.</i> | | | |
| Lateral file modules | <i>2 file drawers with suspension bars. Lock.</i> | | | |
|  | 72 x 20 x 33 | 1796 x 500 x 834 | C3-207233LFB | 2,885 |
| | 72 x 20 x 33 | 1796 x 500 x 834 | C3-207233LFBT | 3,636 |
| Mixed modules | <i>2 box drawers, 2 file drawers with suspension bars. Lock. Pencil tray.</i> | | | |
|  | 72 x 20 x 33 | 1796 x 500 x 834 | C3-207233COB | 3,305 |
| | 72 x 20 x 33 | 1796 x 500 x 834 | C3-207233COBT | 4,038 |
| Open mixed modules | <i>Open storage space. 2 box drawers. 1 file drawer with suspension bar. Lock. Pencil tray.</i> | | | |
|  | 72 x 20 x 33 | 1796 x 500 x 834 | C3-207233CCB  | 3,080 |
| | 72 x 20 x 33 | 1796 x 500 x 834 | C3-207233CCBT  | 3,772 |
| 33" Storage modules – 1 door | <i>Reversible. Bookcase with doors, adjustable shelf. 3 pigeonholes. Open bookcase, adjustable shelf. A bridge-return can be attached. Specify T at the end of the code for translucent doors.</i> | | | |
| Lateral file modules | <i>2 file drawers with suspension bars. Lock.</i> | | | |
|  | 72 x 20 x 33 | 1796 x 500 x 834 | C3-207233LFS | 2,805 |
| | 72 x 20 x 33 | 1796 x 500 x 834 | C3-207233LFST | 3,177 |
| Mixed modules | <i>2 box drawers, 2 file drawers with suspension bars. Lock. Pencil tray.</i> | | | |
|  | 72 x 20 x 33 | 1796 x 500 x 834 | C3-207233COS | 3,227 |
| | 72 x 20 x 33 | 1796 x 500 x 834 | C3-207233COST | 3,580 |
| Open mixed modules | <i>Open storage space. 2 box drawers. 1 file drawer with suspension bar. Lock. Pencil tray.</i> | | | |
|  | 72 x 20 x 33 | 1796 x 500 x 834 | C3-207233CCS | 3,021 |
| | 72 x 20 x 33 | 1796 x 500 x 834 | C3-207233CCST | 3,359 |

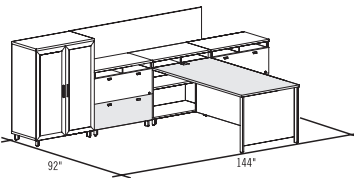
| | W x D x H (in) | W x D x H (mm) | Code | Price (\$) |
|--|--|------------------|---------------------|--------------|
| 73" COMPLEMENTARY STORAGE MODULES | | | | |
| Lateral file modules | <i>Bookcase with doors, 2 adjustable shelves. 2 pigeonholes. 2 file drawers with suspension bars. Lock. Grommet on the back. Specify T at the end of the code for translucent doors.</i> | | | |
|  | 36 x 20 x 73 | 900 x 500 x 1850 | C3-203673LF | 3,177 |
| | 36 x 20 x 73 | 900 x 500 x 1850 | C3-203673LFT | 4,087 |
| Mixed modules | <i>Bookcase with doors, 2 adjustable shelves. 2 pigeonholes. 2 box drawers. 2 file drawers with suspension bars. Lock. Pencil tray. Grommet on the back. Specify T at the end of the code for translucent doors.</i> | | | |
|  | 36 x 20 x 73 | 900 x 500 x 1850 | C3-203673C0 | 3,496 |
| | 36 x 20 x 73 | 900 x 500 x 1850 | C3-203673C0T | 4,376 |
| Open mixed modules | <i>Bookcase with doors, 2 adjustable shelves. 2 pigeonholes. Open storage space. 2 box drawers. 1 file drawer with suspension bar. Lock. Pencil tray. Grommet on the back. Specify T at the end of the code for translucent doors.</i> | | | |
|  | 36 x 20 x 73 | 900 x 500 x 1850 | C3-203673CC | 3,262 |
| | 36 x 20 x 73 | 900 x 500 x 1850 | C3-203673CCT | 4,142 |
| Bookcase modules with doors | <i>3 adjustable shelves and 1 fixed shelf. 1 clothes hanger bar. Specify T at the end of the code for translucent doors.</i> | | | |
|  | 36 x 20 x 73 | 900 x 500 x 1850 | C3-203673B | 2,191 |
| | 36 x 20 x 73 | 900 x 500 x 1850 | C3-203673BT | 3,475 |
| Bookcase modules | <i>Fixed shelf at 29". 3 adjustable shelves. 2 pigeonholes. Grommet on the back. A surface-return can be attached. 1 tone only.</i> | | | |
|  | 36 x 20 x 73 | 900 x 500 x 1850 | C3-BS203673 | 2,008 |
| Lateral file module | <i>Bookcase, 2 adjustable shelves. Pigeonhole. 2 file drawers with suspension bars. Lock.</i> | | | |
|  | 18 x 20 x 73 | 450 x 500 x 1850 | C3-201873FF | 2,057 |
| Mixed module | <i>Bookcase, 2 adjustable shelves. Pigeonhole. 2 box drawers. 1 file drawer with suspension bar. Pencil tray. Lock.</i> | | | |
|  | 18 x 20 x 73 | 450 x 500 x 1850 | C3-201873UF | 2,184 |
| Bookcase modules with door | <i>Reversible door. 4 adjustable shelves. Specify T at the end of the code for translucent door.</i> | | | |
|  | 18 x 20 x 73 | 450 x 500 x 1850 | C3-201873B | 1,702 |
| | 18 x 20 x 73 | 450 x 500 x 1850 | C3-201873BT | 2,305 |
| Bookcase module | <i>3 adjustable shelves. Pigeonhole. A bridge-return can be attached. 1 tone only.</i> | | | |
|  | 18 x 20 x 73 | 450 x 500 x 1850 | C3-BS201873 | 1,506 |

| | W x D x H (in) | W x D x H (mm) | Code | Price (\$) |
|---|---|------------------|--------------------|--------------|
| 49" COMPLEMENTARY STORAGE MODULES | | | | |
| Lateral file module | <i>Open storage space. 2 pigeonholes. 2 file drawers with suspension bars. Lock. Grommet on the back.</i> | | | |
|  | 36 x 20 x 49 | 900 x 500 x 1241 | C3-203649LF | 2,106 |
| Mixed module | <i>Open storage space. 2 pigeonholes. 2 box drawers. 2 file drawers with suspension bars. Lock. Pencil tray. Grommet on the back.</i> | | | |
|  | 36 x 20 x 49 | 900 x 500 x 1241 | C3-203649C0 | 2,481 |
| Open mixed module | <i>Open storage space. 2 pigeonholes. 2 box drawers. 1 file drawer with suspension bar. Lock. Pencil tray. Grommet on the back.</i> | | | |
|  | 36 x 20 x 49 | 900 x 500 x 1241 | C3-203649CC | 2,271 |
| Bookcase modules with doors | <i>2 adjustable shelves. 1 clothes hanger bar. Specify T at the end of the code for translucent doors.</i> | | | |
|  | 36 x 20 x 49 | 900 x 500 x 1241 | C3-203649B | 1,621 |
| | 36 x 20 x 49 | 900 x 500 x 1241 | C3-203649BT | 2,551 |
| Bookcase module | <i>Open storage space. 2 pigeonholes. Fixed shelf at 29". Adjustable shelf. Grommet on the back. A surface-return can be attached. 1 tone only.</i> | | | |
|  | 36 x 20 x 49 | 900 x 500 x 1241 | C3-BS203649 | 1,475 |
| Lateral file module | <i>Open storage space. Pigeonhole. 2 file drawers with suspension bars. Lock.</i> | | | |
|  | 18 x 20 x 49 | 450 x 500 x 1241 | C3-201849FF | 1,660 |
| Mixed module | <i>Open storage space. Pigeonhole. 2 box drawers. 1 file drawer with suspension bar. Pencil tray. Lock.</i> | | | |
|  | 18 x 20 x 49 | 450 x 500 x 1241 | C3-201849UF | 1,772 |
| Bookcase modules with door | <i>Reversible door. 2 adjustable shelves. Specify T at the end of the code for translucent door.</i> | | | |
|  | 18 x 20 x 49 | 450 x 500 x 1241 | C3-201849B | 1,317 |
| | 18 x 20 x 49 | 450 x 500 x 1241 | C3-201849BT | 1,725 |
| Bookcase module | <i>Open storage space. Pigeonhole. Adjustable shelf. A bridge-return can be attached. 1 tone only.</i> | | | |
|  | 18 x 20 x 49 | 450 x 500 x 1241 | C3-BS201849 | 1,193 |

| | W x D x H (in) | W x D x H (mm) | Code | Price (\$) |
|---|--|-----------------|--------------------|------------|
| 33" COMPLEMENTARY STORAGE MODULES | | | | |
| Lateral file module | <i>2 pigeonholes. 2 file drawers with suspension bars. Lock.</i> | | | |
|  | 36 x 20 x 33 | 900 x 500 x 834 | C3-203633LF | 1,869 |
| Mixed module | <i>2 pigeonholes. 2 box drawers. 2 file drawers with suspension bars. Lock. Pencil tray.</i> | | | |
|  | 36 x 20 x 33 | 900 x 500 x 834 | C3-203633C0 | 2,224 |
| Open mixed module | <i>2 pigeonholes. Open storage space. 2 box drawers. File drawer with suspension bar. Lock. Pencil tray.</i> | | | |
|  | 36 x 20 x 33 | 900 x 500 x 834 | C3-203633CC | 2,029 |
| Bookcase modules with doors | <i>Adjustable shelve. Specify T at the end of the code for translucent doors.</i> | | | |
|  | 36 x 20 x 33 | 900 x 500 x 834 | C3-203633B | 1,364 |
| | 36 x 20 x 33 | 900 x 500 x 834 | C3-203633BT | 2,071 |
| Bookcase module | <i>2 pigeonholes. Adjustable shelve. A surface-return can be attached. 1 tone only.</i> | | | |
|  | 36 x 20 x 33 | 900 x 500 x 834 | C3-BS203633 | 1,176 |
| Lateral file module | <i>Pigeonhole. 2 file drawers with suspension bars. Lock.</i> | | | |
|  | 18 x 20 x 33 | 450 x 500 x 834 | C3-201833FF | 1,467 |
| Mixed module | <i>Pigeonhole. 2 box drawers. 1 file drawer with suspension bar. Lock. Pencil tray.</i> | | | |
|  | 18 x 20 x 33 | 450 x 500 x 834 | C3-201833UF | 1,597 |
| Bookcase modules with door | <i>Reversible door. Adjustable shelve. Specify T at the end of the code for translucent door.</i> | | | |
|  | 18 x 20 x 33 | 450 x 500 x 834 | C3-201833B | 1,127 |
| | 18 x 20 x 33 | 450 x 500 x 834 | C3-201833BT | 1,434 |

SUGGESTIONS

C3-PLAN01



Plan shown in Concept 3 Flyer.

C3-PLAN01 **\$9,220**

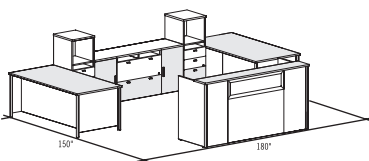
- 1 C3-203649BT
- 2 C3-203633LF
- 1 C3-BS203633
- 1 C3-RD3672
- 1 LGC-TK8421M

Cabinet with translucent doors (T).

Other option:

Cabinet with laminate doors. **\$8,286**

C3-PLAN02



Plan shown in Concept 3 Flyer.

C3-PLAN02 **\$12,039**

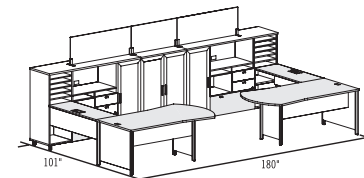
- 2 C3-TD3672
- 2 C3-201849UF
- 1 C3-207233LFB
- 1 C3-GS3084ST

Cabinet with laminate doors.

Other option:

Cabinet with translucent doors (T). **\$12,789**

C3-PLAN04



Plan shown in Concept 3 Flyer.

C3-PLAN04 **\$16,142**

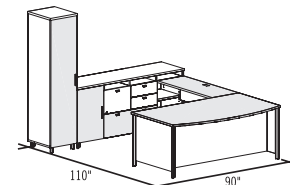
- 2 C3-YTM3672
- 2 C3-BR1848
- 2 C3-207249CCST
- 1 C3-203649BT
- 3 C3NN-SCT3618

Cabinets with translucent doors (T).

Other option:

Cabinets with laminate doors **\$14,224**

C3-PLAN05



Plan shown in Concept 3 Flyer.







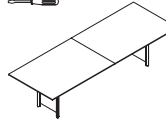
QSC3-PLAN05 **\$6,848**

- 1 QSC3-201873B
- 1 QSC3-207233C0S
- 1 QSC3-BR1848
- 1 QSC3-TD4272A

Cabinets with laminate doors.

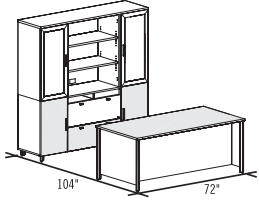
Other option:

Cabinets with translucent doors (T). **\$7,810**

| | W x D x H (in) | W x D x H (mm) | Code | Price (\$) |
|---|--|-------------------|--------------------|------------|
| Bookcase module | <i>Pigeonhole. Adjustable shelve. A bridge-return can be attached. 1 tone only.</i> | | | |
|  | 18 x 20 x 33 | 450 x 500 x 834 | C3-BS201833 | 967 |
| COMPLEMENTARY FURNITURE | | | | |
| Mobile pedestals | <i>2 box drawers. 1 file drawer with suspension bar. Brakes on front casters. Lock. Pencil tray. Fits under a work surface. 1 tone only.</i> | | | |
|  | 15 x 23 x 27 ¹ / ₈ | 390 x 575 x 689 | C3-MP1523UF | 1,306 |
| | 15 x 18 x 27 ¹ / ₈ | 390 x 450 x 689 | C3-MP1518UF | 1,225 |
| Mobile pedestal | <i>2 file drawers with suspension bars. Brakes on front casters. Lock. Fits under a work surface. 1 tone only.</i> | | | |
|  | 15 x 23 x 27 ¹ / ₈ | 390 x 575 x 689 | C3-MP1523FF | 1,102 |
| Mobile pedestals | <i>1 box drawer, 1 file drawer with suspension bar. Brakes on front casters. Lock. Pencil tray. Fits under a work surface. 1 tone only.</i> | | | |
|  | 15 x 23 x 20 ³ / ₄ | 390 x 575 x 527 | C3-MP1523F | 1,080 |
| | 15 x 18 x 20 ³ / ₄ | 390 x 450 x 527 | C3-MP1518F | 1,041 |
| Hanging combination pedestal | <i>1 box drawer and 1 file drawer with suspension bar. Pencil tray. Lock. Must be installed under a work surface. 1 tone only.</i> | | | |
|  | 15 x 18 x 19 ¹ / ₄ | 388 x 448 x 489 | C3-F | 902 |
| Conference table | <i>Cross base with anodized aluminum legs.</i> | | | |
|  | 42 x 42 x 29 | 1050 x 1050 x 735 | C3-R42CR | 1,161 |
| Conference tables | <i>1" thick top. Laminate base with anodized aluminium legs.</i> | | | |
|  | 120 x 42 x 29 | 3000 x 1050 x 735 | C3-REC42120 | 1,892 |
| | 96 x 42 x 29 | 2400 x 1050 x 735 | C3-REC4296 | 1,419 |
| | 72 x 42 x 29 | 1800 x 1050 x 735 | C3-REC4272 | 1,264 |
| | 120 x 48 x 29 | 3000 x 1200 x 735 | C3-REC48120 | 2,057 |
| | 96 x 48 x 29 | 2400 x 1200 x 735 | C3-REC4896 | 1,578 |
| 42" x 120" and 48" x 120": packaged in 2 boxes. | | | | |

SUGGESTIONS

C3-PLAN06



Plan shown in Concept 3 Flyer:

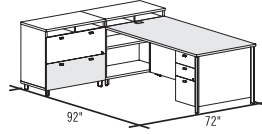
| | |
|--------------------|----------------|
| QSC3-PLAN06 | \$8,286 |
| 1 QSC3-TD3672 | |
| 1 QSC3-207273LFBT | |
| 1 QSC3-UF24 | |

Upper cabinet with translucent doors (T).

Other option:

| | |
|------------------------------------|----------------|
| Upper cabinet with laminate doors. | \$7,382 |
|------------------------------------|----------------|

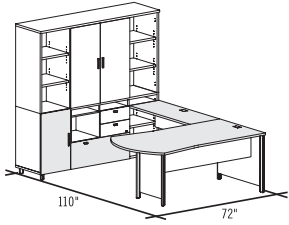
C3-PLAN10



Not shown in Concept 3 Flyer:

| | |
|--------------------|----------------|
| QSC3-PLAN10 | \$5,277 |
| 1 QSC3-RD3672 | |
| 1 QSC3-BS203633 | |
| 1 QSC3-203633LF | |
| 1 QSC3-UF24 | |

C3-PLAN07



Not shown in Concept 3 Flyer:

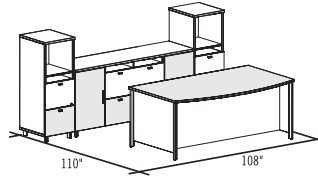
| | |
|--------------------|----------------|
| QSC3-PLAN07 | \$6,896 |
| 1 QSC3-YTM3672 | |
| 1 QSC3-BR1848 | |
| 1 QSC3-207273CCS | |

Upper cabinet with laminate doors.

Other option:

| | |
|---|----------------|
| Upper cabinet with translucent doors (T). | \$7,192 |
|---|----------------|

C3-PLAN12



Not shown in Concept 3 Flyer:

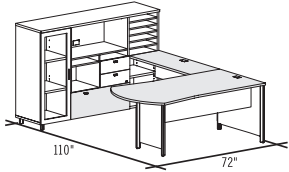
| | |
|------------------|----------------|
| C3-PLAN12 | \$9,872 |
| 1 C3-TD4272A | |
| 1 C3-207233LFB | |
| 2 C3-201849FF | |
| 2 C3-UF24 | |

Cabinet with laminate doors.

Other option:

| | |
|-------------------------------------|-----------------|
| Cabinet with translucent doors (T). | \$10,623 |
|-------------------------------------|-----------------|

C3-PLAN08



Not shown in Concept 3 Flyer:

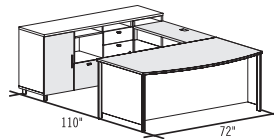
| | |
|--------------------|----------------|
| QSC3-PLAN08 | \$5,779 |
| 1 QSC3-YTM3672 | |
| 1 QSC3-BR1848 | |
| 1 QSC3-207249CCST | |

Cabinet with translucent door (T).

Other option:

| | |
|-----------------------------|----------------|
| Cabinet with laminate door. | \$5,286 |
|-----------------------------|----------------|

C3-PLAN13



Not shown in Concept 3 Flyer:

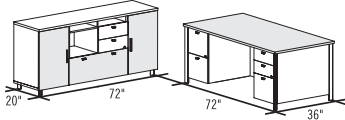
| | |
|------------------|----------------|
| C3-PLAN13 | \$5,818 |
| 1 C3-TD4272A | |
| 1 C3-BR1848 | |
| 1 C3-207233CCS | |
| 1 C3-UF24 | |

Cabinet with laminate doors.

Other option:

| | |
|-------------------------------------|----------------|
| Cabinet with translucent doors (T). | \$6,191 |
|-------------------------------------|----------------|

C3-PLAN09



Not shown in Concept 3 Flyer:

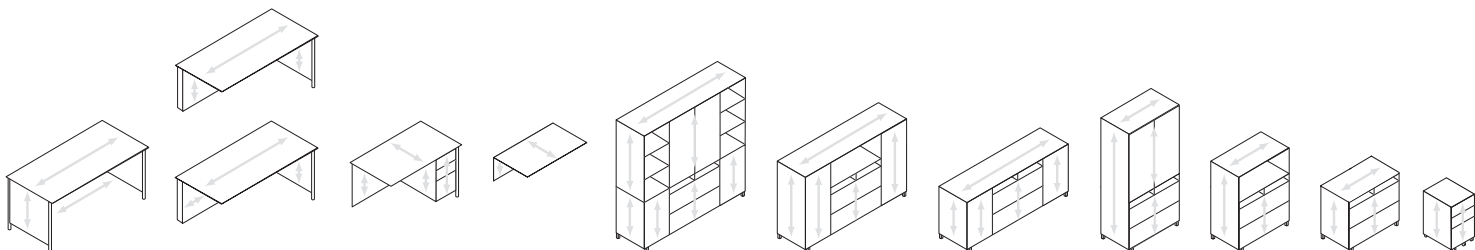
| | |
|--------------------|----------------|
| QSC3-PLAN09 | \$6,501 |
| 1 QSC3-TD3672 | |
| 1 QSC3-207233CCB | |
| 1 QSC3-UF24 | |
| 1 QSC3-FF24 | |

Cabinet with laminate doors.

Other option:

| | |
|------------------------------------|----------------|
| Cabinet with translucent doors (T) | \$7,198 |
|------------------------------------|----------------|

TYPICAL WOOD GRAIN DIRECTION FOR CONCEPT 3:



2-TONE LAMINATE APPLICATION: SHADED AREA CORRESPONDS TO THE FIRST CODE TO BE SPECIFIED. SECOND LAMINATE CODE WILL BE APPLIED TO THE REST OF THE PRODUCT.

 = ASSEMBLY REQUIRED


 = QUICKSHIP PROGRAM

CONCEPT 70

EDGEBANDING

Furniture with 1½" (38 mm) thick tops.


N Edge



Smooth, ¼" (1,5 mm) thick edge.

The N edge is **matched** with the finish specified for the surface.

Textured 1 Edge



Textured, ⅛" (3 mm) thick edge.

The textured 1 and 2 edges are **available** (and in matching color) **ONLY** when a **ATH, BUC, CCL, CER*, ERH, HRG, HZN, RAS, SAH** or **TOM** wood grain finish is specified for the surface.

*CER is only available for textured edge 1.

Textured 2 Edge



CODIFICATION


| Series | Options | | |
|--------|---|-------------------------|--|
| | Edgbanding | Handles | Accent color |
| 7 | N Smooth edge 1 Textured 1 edge 2 Textured 2 edge | D Straight K Classic | A Anthracite Grey B Brass N Nickel |

HANDLES

A choice of two metal handles offered in three colors.



DA Anthracite Grey



DB Brass



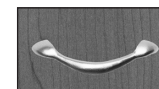
DN Nickel



KA Anthracite Grey



KB Brass



KN Nickel

LACASSE QUICKSHIP PROGRAM*

Products and suggested layouts identified by this pictogram are part of the Lacasse quick delivery program.

Please refer to page 3 for complete program details.

* Due to current market conditions, always refer to our Lead-Time Guide for a confirmation of our current Lacasse QuickShip lead-times.



| | W x D x H (in) | W x D x H (mm) | Code | Price (\$) |
|--|---|------------------|-------------|------------|
| | <i>2 pedestals with locks, 2 box drawers and 2 file drawers with suspension bars. Pencil tray. Recessed, full-height modesty panel.</i> | | | |
| | 84 x 36 x 29½ | 2100 x 900 x 748 | 7___-F3684F | 2,571 |
| | 72 x 36 x 29½ | 1800 x 900 x 748 | 7___-F3672F | 2,410 |
| | 72 x 30 x 29½ | 1800 x 750 x 748 | 7___-F3072F | 2,329 |
| | 66 x 30 x 29½ | 1650 x 750 x 748 | 7___-F3066F | 2,257 |
| | 60 x 30 x 29½ | 1500 x 750 x 748 | 7___-F3060F | 2,184 |
| Specify the edge (N, 1, 2). Specify the handle code (D, K). Specify the accent color (A, B, N). | | | | |

| | W x D x H (in) | W x D x H (mm) | Code | Price (\$) |
|--|---|-------------------|--------------|------------|
| | <i>2 pedestals with locks, 2 box drawers and 2 file drawers with suspension bars. Pencil tray. Recessed, full-height modesty panel.</i> | | | |
| | 84 x 42 x 29½ | 2100 x 1050 x 748 | 7___-F4284FA | 2,991 |
| | 72 x 42 x 29½ | 1800 x 1050 x 748 | 7___-F4272FA | 2,739 |
| Specify the edge (N, 1, 2). Specify the handle code (D, K). Specify the accent color (A, B, N). | | | | |

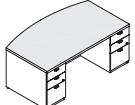
| | W x D x H (in) | W x D x H (mm) | Code | Price (\$) |
|--|--|------------------|-------------|------------|
| | <i>1 pedestal on left with lock, 1 box drawer and 1 file drawer with suspension bar. Pencil tray. Recessed, full-height modesty panel.</i> | | | |
| | 84 x 36 x 29½ | 2100 x 900 x 748 | 7___-F3684S | 2,081 |
| | 72 x 36 x 29½ | 1800 x 900 x 748 | 7___-F3672S | 1,910 |
| | 72 x 30 x 29½ | 1800 x 750 x 748 | 7___-F3072S | 1,838 |
| | 66 x 30 x 29½ | 1650 x 750 x 748 | 7___-F3066S | 1,760 |
| | 60 x 30 x 29½ | 1500 x 750 x 748 | 7___-F3060S | 1,684 |
| | 48 x 30 x 29½ | 1200 x 750 x 748 | 7___-F3048S | 1,578 |
| Specify the edge (N, 1, 2). Specify the handle code (D, K). Specify the accent color (A, B, N). | | | | |

| | W x D x H (in) | W x D x H (mm) | Code | Price (\$) |
|--|---|------------------|-------------|------------|
| | <i>1 pedestal on right with lock, 1 box drawer and 1 file drawer with suspension bar. Pencil tray. Recessed, full-height modesty panel.</i> | | | |
| | 84 x 36 x 29½ | 2100 x 900 x 748 | 7___-S3684F | 2,081 |
| | 72 x 36 x 29½ | 1800 x 900 x 748 | 7___-S3672F | 1,910 |
| | 72 x 30 x 29½ | 1800 x 750 x 748 | 7___-S3072F | 1,838 |
| | 66 x 30 x 29½ | 1650 x 750 x 748 | 7___-S3066F | 1,760 |
| | 60 x 30 x 29½ | 1500 x 750 x 748 | 7___-S3060F | 1,684 |
| | 48 x 30 x 29½ | 1200 x 750 x 748 | 7___-S3048F | 1,578 |
| Specify the edge (N, 1, 2). Specify the handle code (D, K). Specify the accent color (A, B, N). | | | | |

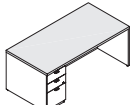
| | W x D x H (in) | W x D x H (mm) | Code | Price (\$) |
|--|--|-------------------|--------------|------------|
| | <i>1 pedestal on left with lock, 1 box drawer and 1 file drawer with suspension bar. Pencil tray. Recessed, full-height modesty panel.</i> | | | |
| | 84 x 42 x 29½ | 2100 x 1050 x 748 | 7___-F4284SA | 2,571 |
| | 72 x 42 x 29½ | 1800 x 1050 x 748 | 7___-F4272SA | 2,410 |
| Specify the edge (N, 1, 2). Specify the handle code (D, K). Specify the accent color (A, B, N). | | | | |

| | W x D x H (in) | W x D x H (mm) | Code | Price (\$) |
|--|---|-------------------|--------------|------------|
| | <i>1 pedestal on right with lock, 1 box drawer and 1 file drawer with suspension bar. Pencil tray. Recessed, full-height modesty panel.</i> | | | |
| | 84 x 42 x 29½ | 2100 x 1050 x 748 | 7___-S4284FA | 2,571 |
| | 72 x 42 x 29½ | 1800 x 1050 x 748 | 7___-S4272FA | 2,410 |
| Specify the edge (N, 1, 2). Specify the handle code (D, K). Specify the accent color (A, B, N). | | | | |

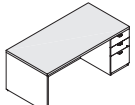
| | W x D x H (in) | W x D x H (mm) | Code | Price (\$) |
|--|---|------------------|---------------|------------|
| | <i>2 pedestals with locks, 4 box drawers and 2 file drawers with suspension bars. Pencil tray. Recessed, full-height modesty panel.</i> | | | |
| | 84 x 36 x 29½ | 2100 x 900 x 748 | 7___-UF3684UF | 3,070 |
| | 72 x 36 x 29½ | 1800 x 900 x 748 | 7___-UF3672UF | 2,909 |
| | 72 x 30 x 29½ | 1800 x 750 x 748 | 7___-UF3072UF | 2,829 |
| | 66 x 30 x 29½ | 1650 x 750 x 748 | 7___-UF3066UF | 2,755 |
| | 60 x 30 x 29½ | 1500 x 750 x 748 | 7___-UF3060UF | 2,683 |
| Specify the edge (N, 1, 2). Specify the handle code (D, K). Specify the accent color (A, B, N). | | | | |

| | W x D x H (in) | W x D x H (mm) | Code | Price (\$) |
|--|---|-------------------|----------------|------------|
| Double pedestal bow front desks – low profile | <i>2 pedestals with locks, 4 box drawers and 2 file drawers with suspension bars. Pencil tray. Recessed, full-height modesty panel.</i> | | | |
|  | 84 x 42 x 29½ | 2100 x 1050 x 748 | 7___-UF4284UFA | 3,440 |
| | 72 x 42 x 29½ | 1800 x 1050 x 748 | 7___-UF4272UFA | 3,281 |

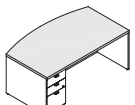
Specify the edge (N, 1, 2). Specify the handle code (D, K). Specify the accent color (A, B, N).

| | W x D x H (in) | W x D x H (mm) | Code | Price (\$) |
|--|---|------------------|--------------|------------|
| Left single pedestal desks – low profile | <i>1 pedestal on left with lock, 2 box drawers and 1 file drawer with suspension bar. Pencil tray. Recessed, full-height modesty panel.</i> | | | |
|  | 84 x 36 x 29½ | 2100 x 900 x 748 | 7___-UF3684S | 2,322 |
| | 72 x 36 x 29½ | 1800 x 900 x 748 | 7___-UF3672S | 2,161 |
| | 72 x 30 x 29½ | 1800 x 750 x 748 | 7___-UF3072S | 2,087 |
| | 66 x 30 x 29½ | 1650 x 750 x 748 | 7___-UF3066S | 2,008 |
| | 60 x 30 x 29½ | 1500 x 750 x 748 | 7___-UF3060S | 1,934 |
| | 48 x 30 x 29½ | 1200 x 750 x 748 | 7___-UF3048S | 1,829 |

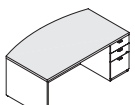
Specify the edge (N, 1, 2). Specify the handle code (D, K). Specify the accent color (A, B, N).

| | W x D x H (in) | W x D x H (mm) | Code | Price (\$) |
|--|--|------------------|--------------|------------|
| Right single pedestal desks – low profile | <i>1 pedestal on right with lock, 2 box drawers and 1 file drawer with suspension bar. Pencil tray. Recessed, full-height modesty panel.</i> | | | |
|  | 84 x 36 x 29½ | 2100 x 900 x 748 | 7___-S3684UF | 2,322 |
| | 72 x 36 x 29½ | 1800 x 900 x 748 | 7___-S3672UF | 2,161 |
| | 72 x 30 x 29½ | 1800 x 750 x 748 | 7___-S3072UF | 2,087 |
| | 66 x 30 x 29½ | 1650 x 750 x 748 | 7___-S3066UF | 2,008 |
| | 60 x 30 x 29½ | 1500 x 750 x 748 | 7___-S3060UF | 1,934 |
| | 48 x 30 x 29½ | 1200 x 750 x 748 | 7___-S3048UF | 1,829 |

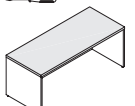
Specify the edge (N, 1, 2). Specify the handle code (D, K). Specify the accent color (A, B, N).

| | W x D x H (in) | W x D x H (mm) | Code | Price (\$) |
|--|---|-------------------|---------------|------------|
| Left single pedestal bow front desks – low profile | <i>1 pedestal on left with lock, 2 box drawers and 1 file drawer with suspension bar. Pencil tray. Recessed, full-height modesty panel.</i> | | | |
|  | 84 x 42 x 29½ | 2100 x 1050 x 748 | 7___-UF4284SA | 2,819 |
| | 72 x 42 x 29½ | 1800 x 1050 x 748 | 7___-UF4272SA | 2,662 |

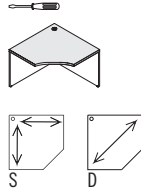
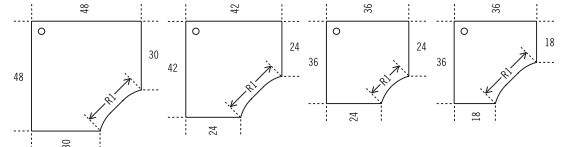
Specify the edge (N, 1, 2). Specify the handle code (D, K). Specify the accent color (A, B, N).

| | W x D x H (in) | W x D x H (mm) | Code | Price (\$) |
|--|--|-------------------|---------------|------------|
| Right single pedestal bow front desks – low profile | <i>1 pedestal on right with lock, 2 box drawers and 1 file drawer with suspension bar. Pencil tray. Recessed, full-height modesty panel.</i> | | | |
|  | 84 x 42 x 29½ | 2100 x 1050 x 748 | 7___-S4284UFA | 2,819 |
| | 72 x 42 x 29½ | 1800 x 1050 x 748 | 7___-S4272UFA | 2,662 |

Specify the edge (N, 1, 2). Specify the handle code (D, K). Specify the accent color (A, B, N).

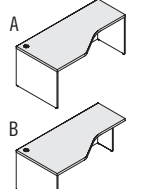
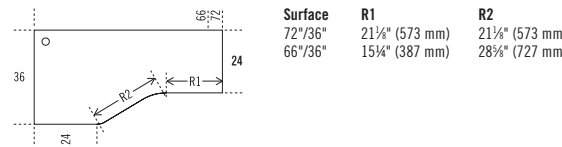
| | W x D x H (in) | W x D x H (mm) | Code | Price (\$) |
|--|---|------------------|--------------|------------|
| Desk shells | <i>Recessed, full-height modesty panel. Can accommodate 1 or 2 pedestals.</i> | | | |
|  | 72 x 36 x 29½ | 1800 x 900 x 748 | 7_NN-TDM3672 | 1,289 |
| | 72 x 30 x 29½ | 1800 x 750 x 748 | 7_NN-TDM3072 | 1,232 |
| | 66 x 30 x 29½ | 1650 x 750 x 748 | 7_NN-TDM3066 | 1,182 |
| | 60 x 30 x 29½ | 1500 x 750 x 748 | 7_NN-TDM3060 | 1,138 |

Specify the edge (N, 1, 2).

| | W x D x H (in) | W x D x H (mm) | Code | Price (\$) |
|---|---|----------------|---------------|---------------|
| Corner modules | <i>Full-height modesty panel. 1 grommet. Must be attached to a work surface.</i> | | | |
|  |  | | | |
| | Surface 48" x 30" | 42" x 24" | 36" x 24" | 36" x 18" |
| | R1 25½" (637 mm) | 25½" (637 mm) | 16½" (424 mm) | 25½" (637 mm) |

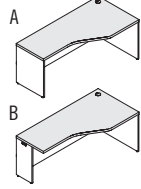
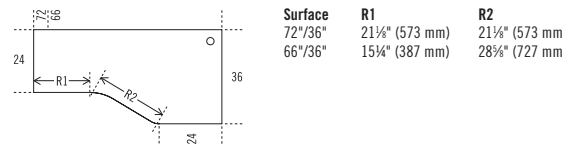
| | | | |
|---------------|-------------------|--------------|-------|
| 48 x 48 x 29½ | 1200 x 1200 x 748 | 7_NN-CM4830S | 1,452 |
| 42 x 42 x 29½ | 1050 x 1050 x 748 | 7_NN-CM4224S | 1,317 |
| 36 x 36 x 29½ | 900 x 900 x 748 | 7_NN-CM3624S | 1,127 |
| 36 x 36 x 29½ | 900 x 900 x 748 | 7_NN-CM3618S | 1,127 |

Specify the edge (N, 1, 2).
Diagonal wood grain: change S to D, add 10% to the price.

| | W x D x H (in) | W x D x H (mm) | Code | Price (\$) |
|---|---|------------------|------------------|------------|
| Right extended corner modules – 24" D | <i>Full-height modesty panel. 1 grommet.</i> | | | |
|  |  | | | |
| | Surface 72" x 36" | R1 21½" (573 mm) | R2 21½" (573 mm) | |
| | 66" x 36" | 15¼" (387 mm) | 28½" (727 mm) | |

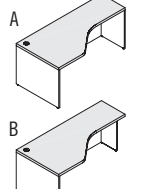
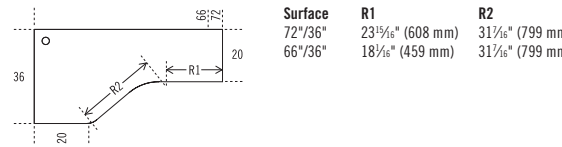
| | | | |
|---------------|------------------|----------------|-------|
| 72 x 36 x 29½ | 1800 x 900 x 748 | 7_NN-CM367224_ | 1,597 |
| 66 x 36 x 29½ | 1650 x 900 x 748 | 7_NN-CM366624_ | 1,499 |

Specify the edge (N, 1, 2). Specify panel legs (A, B).

| | W x D x H (in) | W x D x H (mm) | Code | Price (\$) |
|---|--|------------------|------------------|------------|
| Left extended corner modules – 24" D | <i>Full-height modesty panel. 1 grommet.</i> | | | |
|  |  | | | |
| | Surface 72" x 36" | R1 21½" (573 mm) | R2 21½" (573 mm) | |
| | 66" x 36" | 15¼" (387 mm) | 28½" (727 mm) | |

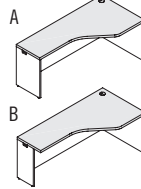
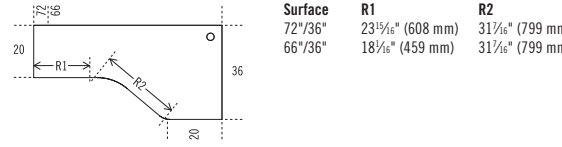
| | | | |
|---------------|------------------|----------------|-------|
| 72 x 36 x 29½ | 1800 x 900 x 748 | 7_NN-CM723624_ | 1,597 |
| 66 x 36 x 29½ | 1650 x 900 x 748 | 7_NN-CM663624_ | 1,499 |

Specify the edge (N, 1, 2). Specify panel legs (A, B).

| | W x D x H (in) | W x D x H (mm) | Code | Price (\$) |
|---|---|------------------|------------------|------------|
| Right extended corner modules – 20" D | <i>Full-height modesty panel. 1 grommet.</i> | | | |
|  |  | | | |
| | Surface 72" x 36" | R1 23½" (608 mm) | R2 31½" (799 mm) | |
| | 66" x 36" | 18½" (459 mm) | 31½" (799 mm) | |


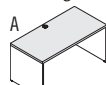
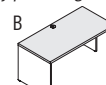
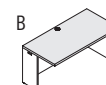
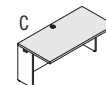
| | | | |
|---------------|------------------|----------------|-------|
| 72 x 36 x 29½ | 1800 x 900 x 748 | 7_NN-CM367220_ | 1,597 |
| 66 x 36 x 29½ | 1650 x 900 x 748 | 7_NN-CM366620_ | 1,499 |

Specify the edge (N, 1, 2). Specify panel legs (A, B).


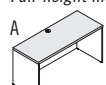
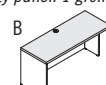
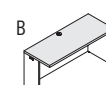
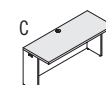
| | W x D x H (in) | W x D x H (mm) | Code | Price (\$) |
|---|---|------------------|------------------|------------|
| Left extended corner modules – 20" D | <i>Full-height modesty panel. 1 grommet.</i> | | | |
|  |  | | | |
| | Surface 72" x 36" | R1 23½" (608 mm) | R2 31½" (799 mm) | |
| | 66" x 36" | 18½" (459 mm) | 31½" (799 mm) | |

| | | | |
|---------------|------------------|----------------|-------|
| 72 x 36 x 29½ | 1800 x 900 x 748 | 7_NN-CM723620_ | 1,597 |
| 66 x 36 x 29½ | 1650 x 900 x 748 | 7_NN-CM663620_ | 1,499 |


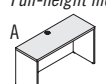
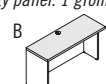
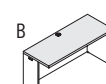
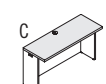
Specify the edge (N, 1, 2). Specify panel legs (A, B).

| | W x D x H (in) | W x D x H (mm) | Code | Price (\$) |
|--|---|---|---|---|
| Rectangular tables – 30" D  | <i>Full-height modesty panel. 1 grommet.</i> | | | |
| |  |  |  |  |
| | 72 x 30 x 29½ | 1800 x 750 x 748 | 7_NN-DT3072_ | 1,201 |
| | 66 x 30 x 29½ | 1650 x 750 x 748 | 7_NN-DT3066_ | 1,161 |
| | 60 x 30 x 29½ | 1500 x 750 x 748 | 7_NN-DT3060_ | 1,119 |
| | 54 x 30 x 29½ | 1350 x 750 x 748 | 7_NN-DT3054_ | 1,071 |
| | 48 x 30 x 29½ | 1200 x 750 x 748 | 7_NN-DT3048_ | 998 |
| | 42 x 30 x 29½ | 1050 x 750 x 748 | 7_NN-DT3042_ | 942 |
| | 36 x 30 x 29½ | 900 x 750 x 748 | 7_NN-DT3036_ | 902 |
| | 30 x 30 x 29½ | 750 x 750 x 748 | 7_NN-DT3030_ | 862 |
| 24 x 30 x 29½ | 600 x 750 x 748 | 7_NN-DT3024_ | 823 | |


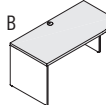
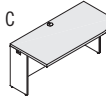
Specify the edge (N, 1, 2). Specify panel legs (A, B, C).

| | W x D x H (in) | W x D x H (mm) | Code | Price (\$) |
|--|---|---|---|---|
| Rectangular tables – 24" D  | <i>Full-height modesty panel. 1 grommet.</i> | | | |
| |  |  |  |  |
| | 72 x 24 x 29½ | 1800 x 600 x 748 | 7_NN-DT2472_ | 1,166 |
| | 66 x 24 x 29½ | 1650 x 600 x 748 | 7_NN-DT2466_ | 1,119 |
| | 60 x 24 x 29½ | 1500 x 600 x 748 | 7_NN-DT2460_ | 1,076 |
| | 54 x 24 x 29½ | 1350 x 600 x 748 | 7_NN-DT2454_ | 1,028 |
| | 48 x 24 x 29½ | 1200 x 600 x 748 | 7_NN-DT2448_ | 965 |
| | 42 x 24 x 29½ | 1050 x 600 x 748 | 7_NN-DT2442_ | 911 |
| | 36 x 24 x 29½ | 900 x 600 x 748 | 7_NN-DT2436_ | 867 |
| | 30 x 24 x 29½ | 750 x 600 x 748 | 7_NN-DT2430_ | 807 |
| 24 x 24 x 29½ | 600 x 600 x 748 | 7_NN-DT2424_ | 777 | |


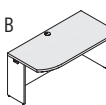
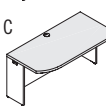
Specify the edge (N, 1, 2). Specify panel legs (A, B, C).

| | W x D x H (in) | W x D x H (mm) | Code | Price (\$) |
|--|---|---|---|---|
| Rectangular tables – 20" D  | <i>Full-height modesty panel. 1 grommet.</i> | | | |
| |  |  |  |  |
| | 72 x 20 x 29½ | 1800 x 500 x 748 | 7_NN-DT2072_ | 1,127 |
| | 66 x 20 x 29½ | 1650 x 500 x 748 | 7_NN-DT2066_ | 1,080 |
| | 60 x 20 x 29½ | 1500 x 500 x 748 | 7_NN-DT2060_ | 1,033 |
| | 54 x 20 x 29½ | 1350 x 500 x 748 | 7_NN-DT2054_ | 984 |
| | 48 x 20 x 29½ | 1200 x 500 x 748 | 7_NN-DT2048_ | 926 |
| | 42 x 20 x 29½ | 1050 x 500 x 748 | 7_NN-DT2042_ | 877 |
| | 36 x 20 x 29½ | 900 x 500 x 748 | 7_NN-DT2036_ | 831 |
| | 30 x 20 x 29½ | 750 x 500 x 748 | 7_NN-DT2030_ | 779 |
| 24 x 20 x 29½ | 600 x 500 x 748 | 7_NN-DT2024_ | 731 | |


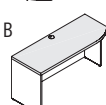
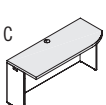
Specify the edge (N, 1, 2). Specify panel legs (A, B, C).

| | W x D x H (in) | W x D x H (mm) | Code | Price (\$) |
|---|---|---|-----------------------|--------------|
| Asymmetrical tables – 30" D  | <i>To complete a standard corner module. Full-height modesty panel. 1 grommet.</i> | | | |
| |  |  | | |
| | 54 x 30 x 29½ | 1350 x 750 x 748 | 7_NN-AT305424_ | 1,114 |
| | 48 x 30 x 29½ | 1200 x 750 x 748 | 7_NN-AT304824_ | 1,033 |
| | 42 x 30 x 29½ | 1050 x 750 x 748 | 7_NN-AT304224_ | 998 |
| | 36 x 30 x 29½ | 900 x 750 x 748 | 7_NN-AT303624_ | 942 |
| | 30 x 30 x 29½ | 750 x 750 x 748 | 7_NN-AT303024_ | 902 |


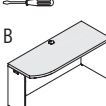
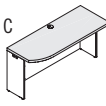
Specify the edge (N, 1, 2). Specify panel legs (B, C).

| | W x D x H (in) | W x D x H (mm) | Code | Price (\$) |
|---|--|--|-----------------------|--------------|
| Asymmetrical tables – 30" D  | <i>To complete a standard corner module. Full-height modesty panel. 1 grommet.</i> | | | |
| |  |  | | |
| | 54 x 30 x 29½ | 1350 x 750 x 748 | 7_NN-AT245430_ | 1,114 |
| | 48 x 30 x 29½ | 1200 x 750 x 748 | 7_NN-AT244830_ | 1,033 |
| | 42 x 30 x 29½ | 1050 x 750 x 748 | 7_NN-AT244230_ | 998 |
| | 36 x 30 x 29½ | 900 x 750 x 748 | 7_NN-AT243630_ | 942 |
| | 30 x 30 x 29½ | 750 x 750 x 748 | 7_NN-AT243030_ | 902 |


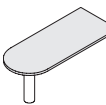
Specify the edge (N, 1, 2). Specify panel legs (B, C).

| | W x D x H (in) | W x D x H (mm) | Code | Price (\$) |
|---|--|--|-----------------------|--------------|
| Asymmetrical tables – 24" D  | <i>To complete a standard corner module. Full-height modesty panel. 1 grommet.</i> | | | |
| |  |  | | |
| | 54 x 24 x 29½ | 1350 x 600 x 748 | 7_NN-AT245418_ | 1,065 |
| | 48 x 24 x 29½ | 1200 x 600 x 748 | 7_NN-AT244818_ | 998 |
| | 42 x 24 x 29½ | 1050 x 600 x 748 | 7_NN-AT244218_ | 942 |
| | 36 x 24 x 29½ | 900 x 600 x 748 | 7_NN-AT243618_ | 902 |
| | 30 x 24 x 29½ | 750 x 600 x 748 | 7_NN-AT243018_ | 862 |

Specify the edge (N, 1, 2). Specify panel legs (B, C).

| | W x D x H (in) | W x D x H (mm) | Code | Price (\$) |
|---|--|--|-----------------------|--------------|
| Asymmetrical tables – 24" D  | <i>To complete a standard corner module. Full-height modesty panel. 1 grommet.</i> | | | |
| |  |  | | |
| | 54 x 24 x 29½ | 1350 x 600 x 748 | 7_NN-AT185424_ | 1,065 |
| | 48 x 24 x 29½ | 1200 x 600 x 748 | 7_NN-AT184824_ | 998 |
| | 42 x 24 x 29½ | 1050 x 600 x 748 | 7_NN-AT184224_ | 942 |
| | 36 x 24 x 29½ | 900 x 600 x 748 | 7_NN-AT183624_ | 902 |
| | 30 x 24 x 29½ | 750 x 600 x 748 | 7_NN-AT183024_ | 862 |

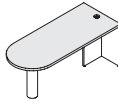
Specify the edge (N, 1, 2). Specify panel legs (B, C).

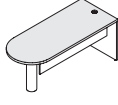
| | W x D x H (in) | W x D x H (mm) | Code | Price (\$) |
|---|--|---------------------|---------------------|--------------|
| D-shaped surfaces  | <i>Steel leg: A Anthracite Grey. Must be attached to a work surface.</i> | | | |
| |  | | | |
| | 72 x 36 x 29½ | 1800 x 900 x 748 | 7_NA-BU3672_ | 1,193 |
| | 72 x 30 x 29½ | 1800 x 750 x 748 | 7_NA-BU3072_ | 1,102 |
| | 66 x 30 x 29½ | 1650 x 750 x 748 | 7_NA-BU3066_ | 1,047 |
| | 60 x 30 x 29½ | 1500 x 750 x 748 | 7_NA-BU3060_ | 998 |
| | 66 x 24 x 29½ | 1650 x 600 x 748 | 7_NA-BU2466_ | 951 |
| | 60 x 24 x 29½ | 1500 x 600 x 748 | 7_NA-BU2460_ | 885 |
| 48 x 24 x 29½ | 1200 x 600 x 748 | 7_NA-BU2448_ | 839 | |


Packaged in 2 boxes.

Steel leg options, change A to:
B Brass, add \$323;
N Nickel, add \$323.

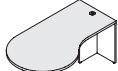
Specify the edge (N, 1, 2).

| | W x D x H (in) | W x D x H (mm) | Code | Price (\$) |
|--|---|------------------|-------------|------------|
| D-shaped work tables | <i>Steel leg: A Anthracite Grey. 1 grommet. Must be attached to a work surface.</i> | | | |
|  | 72 x 36 x 29½ | 1800 x 900 x 748 | 7_NA-BT3672 | 1,371 |
| | 72 x 30 x 29½ | 1800 x 750 x 748 | 7_NA-BT3072 | 1,317 |
| | 66 x 30 x 29½ | 1650 x 750 x 748 | 7_NA-BT3066 | 1,264 |
| | 60 x 30 x 29½ | 1500 x 750 x 748 | 7_NA-BT3060 | 1,201 |
| Packaged in 2 boxes. | 66 x 24 x 29½ | 1650 x 600 x 748 | 7_NA-BT2466 | 1,169 |
| Steel leg options, change A to: | 60 x 24 x 29½ | 1500 x 600 x 748 | 7_NA-BT2460 | 1,119 |
| B Brass, add \$323; | 48 x 24 x 29½ | 1200 x 600 x 748 | 7_NA-BT2448 | 1,071 |
| N Nickel, add \$323. | Specify the edge (N, 1, 2). | | | |

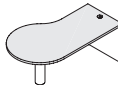
| | W x D x H (in) | W x D x H (mm) | Code | Price (\$) |
|--|---|------------------|--------------|------------|
| D-shaped work tables | <i>Reversible modesty panel. Steel leg: A Anthracite Grey. 1 grommet. Must be attached to a work surface.</i> | | | |
|  | 72 x 36 x 29½ | 1800 x 900 x 748 | 7_NA-BTM3672 | 1,499 |
| | 72 x 30 x 29½ | 1800 x 750 x 748 | 7_NA-BTM3072 | 1,434 |
| | 66 x 30 x 29½ | 1650 x 750 x 748 | 7_NA-BTM3066 | 1,379 |
| Packaged in 2 boxes. | 60 x 30 x 29½ | 1500 x 750 x 748 | 7_NA-BTM3060 | 1,335 |
| Steel leg options, change A to: | Specify the edge (N, 1, 2). | | | |
| B Brass, add \$323; | | | | |
| N Nickel, add \$323. | | | | |

| | W x D x H (in) | W x D x H (mm) | Code | Price (\$) |
|--|---|-------------------|-------------|------------|
| Left P-shaped work tables | <i>Steel leg: A Anthracite Grey. 1 grommet. Must be attached to a work surface.</i> | | | |
|  | 72 x 42 x 29½ | 1800 x 1050 x 748 | 7_NA-PT3072 | 1,506 |
| | 66 x 42 x 29½ | 1650 x 1050 x 748 | 7_NA-PT3066 | 1,475 |
| | 60 x 42 x 29½ | 1500 x 1050 x 748 | 7_NA-PT3060 | 1,445 |
| Packaged in 2 boxes. | Specify the edge (N, 1, 2). | | | |

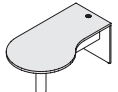
Steel leg options, change A to:
B Brass, add \$323;
N Nickel, add \$323.

| | W x D x H (in) | W x D x H (mm) | Code | Price (\$) |
|--|---|-------------------|-------------|------------|
| Right P-shaped work tables | <i>Steel leg: A Anthracite Grey. 1 grommet. Must be attached to a work surface.</i> | | | |
|  | 72 x 42 x 29½ | 1800 x 1050 x 748 | 7_NA-3072PT | 1,506 |
| | 66 x 42 x 29½ | 1650 x 1050 x 748 | 7_NA-3066PT | 1,475 |
| | 60 x 42 x 29½ | 1500 x 1050 x 748 | 7_NA-3060PT | 1,445 |
| Packaged in 2 boxes. | Specify the edge (N, 1, 2). | | | |

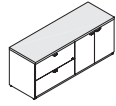
Steel leg options, change A to:
B Brass, add \$323;
N Nickel, add \$323.

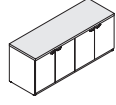
| | W x D x H (in) | W x D x H (mm) | Code | Price (\$) |
|--|--|-------------------|--------------|------------|
| Left P-shaped work tables | <i>Modesty panel. Steel leg: A Anthracite Grey. 1 grommet. Must be attached to a work surface.</i> | | | |
|  | 72 x 42 x 29½ | 1800 x 1050 x 748 | 7_NA-PTM3072 | 1,605 |
| | 66 x 42 x 29½ | 1650 x 1050 x 748 | 7_NA-PTM3066 | 1,572 |
| | 60 x 42 x 29½ | 1500 x 1050 x 748 | 7_NA-PTM3060 | 1,530 |
| Packaged in 2 boxes. | Specify the edge (N, 1, 2). | | | |

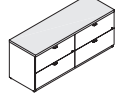
Steel leg options, change A to:
B Brass, add \$323;
N Nickel, add \$323.

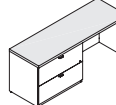
| | W x D x H (in) | W x D x H (mm) | Code | Price (\$) |
|--|--|-------------------|--------------|------------|
| Right P-shaped work tables | <i>Modesty panel. Steel leg: A Anthracite Grey. 1 grommet. Must be attached to a work surface.</i> | | | |
|  | 72 x 42 x 29½ | 1800 x 1050 x 748 | 7_NA-3072PTM | 1,605 |
| | 66 x 42 x 29½ | 1650 x 1050 x 748 | 7_NA-3066PTM | 1,572 |
| | 60 x 42 x 29½ | 1500 x 1050 x 748 | 7_NA-3060PTM | 1,530 |
| Packaged in 2 boxes. | Specify the edge (N, 1, 2). | | | |

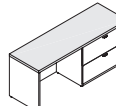
Steel leg options, change A to:
B Brass, add \$323;
N Nickel, add \$323.


| | W x D x H (in) | W x D x H (mm) | Code | Price (\$) |
|--|---|------------------|--------------|------------|
| Lateral file / bookcase credenzas | <i>2 file drawers with suspension bars. Bookcase unit with doors and adjustable shelf. Locks.</i> | | | |
|  | 72 x 24 x 29½ | 1800 x 600 x 748 | 7___-LF2472B | 2,577 |
| | 72 x 20 x 29½ | 1800 x 500 x 748 | 7___-LF2072B | 2,401 |
| Specify the edge (N, 1, 2). Specify the handle code (D, K). Specify the accent color (A, B, N). | | | | |


| | W x D x H (in) | W x D x H (mm) | Code | Price (\$) |
|--|---|------------------|-------------|------------|
| Bookcase credenzas | <i>Storage unit with doors and adjustable shelves. Locks.</i> | | | |
|  | 72 x 24 x 29½ | 1800 x 600 x 748 | 7___-B2472B | 2,344 |
| | 72 x 20 x 29½ | 1800 x 500 x 748 | 7___-B2072B | 2,175 |
| Specify the edge (N, 1, 2). Specify the handle code (D, K). Specify the accent color (A, B, N). | | | | |


| | W x D x H (in) | W x D x H (mm) | Code | Price (\$) |
|--|--|------------------|---------------|------------|
| Lateral file credenzas | <i>4 file drawers with suspension bars. Locks. Optional counterweights to meet BIFMA standards, refer to page 108.</i> | | | |
|  | 72 x 24 x 29½ | 1800 x 600 x 748 | 7___-LF2472LF | 2,829 |
| | 72 x 20 x 29½ | 1800 x 500 x 748 | 7___-LF2072LF | 2,668 |
| Specify the edge (N, 1, 2). Specify the handle code (D, K). Specify the accent color (A, B, N). | | | | |

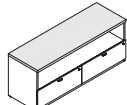
| | W x D x H (in) | W x D x H (mm) | Code | Price (\$) |
|--|--|------------------|--------------|------------|
| Left lateral file credenzas | <i>2 file drawers on left with suspension bars. Lock. Grommet on back.</i> | | | |
|  | 72 x 24 x 29½ | 1800 x 600 x 748 | 7___-LF2472S | 2,231 |
| | 66 x 24 x 29½ | 1650 x 600 x 748 | 7___-LF2466S | 2,150 |
| | 60 x 24 x 29½ | 1500 x 600 x 748 | 7___-LF2460S | 2,057 |
| | 72 x 20 x 29½ | 1800 x 500 x 748 | 7___-LF2072S | 2,057 |
| | 66 x 20 x 29½ | 1650 x 500 x 748 | 7___-LF2066S | 1,983 |
| | 60 x 20 x 29½ | 1500 x 500 x 748 | 7___-LF2060S | 1,926 |
| Specify the edge (N, 1, 2). Specify the handle code (D, K). Specify the accent color (A, B, N). | | | | |

| | W x D x H (in) | W x D x H (mm) | Code | Price (\$) |
|--|---|------------------|--------------|------------|
| Right lateral file credenzas | <i>2 file drawers on right with suspension bars. Lock. Grommet on back.</i> | | | |
|  | 72 x 24 x 29½ | 1800 x 600 x 748 | 7___-S2472LF | 2,231 |
| | 66 x 24 x 29½ | 1650 x 600 x 748 | 7___-S2466LF | 2,150 |
| | 60 x 24 x 29½ | 1500 x 600 x 748 | 7___-S2460LF | 2,057 |
| | 72 x 20 x 29½ | 1800 x 500 x 748 | 7___-S2072LF | 2,057 |
| | 66 x 20 x 29½ | 1650 x 500 x 748 | 7___-S2066LF | 1,983 |
| | 60 x 20 x 29½ | 1500 x 500 x 748 | 7___-S2060LF | 1,926 |
| Specify the edge (N, 1, 2). Specify the handle code (D, K). Specify the accent color (A, B, N). | | | | |

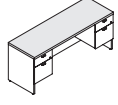
| | W x D x H (in) | W x D x H (mm) | Code | Price (\$) |
|---|--|------------------|--------------|------------|
| Left open bookcase credenzas | <i>1 adjustable shelf. Full-height modesty panel. Grommet on back.</i> | | | |
|  | 72 x 24 x 29½ | 1800 x 600 x 748 | 7_NN-BE2472S | 1,766 |
| | 72 x 20 x 29½ | 1800 x 500 x 748 | 7_NN-BE2072S | 1,669 |
| Specify the edge (N, 1, 2). | | | | |

| | W x D x H (in) | W x D x H (mm) | Code | Price (\$) |
|---|--|------------------|--------------|------------|
| Right open bookcase credenzas | <i>1 adjustable shelf. Full-height modesty panel. Grommet on back.</i> | | | |
|  | 72 x 24 x 29½ | 1800 x 600 x 748 | 7_NN-S2472BE | 1,766 |
| | 72 x 20 x 29½ | 1800 x 500 x 748 | 7_NN-S2072BE | 1,669 |
| Specify the edge (N, 1, 2). | | | | |

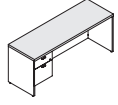
| | W x D x H (in) | W x D x H (mm) | Code | Price (\$) |
|---|---|------------------|---------------|------------|
| Open bookcase credenzas | <i>1 adjustable shelf on each side.</i> | | | |
|  | 72 x 24 x 29½ | 1800 x 600 x 748 | 7_NN-BE2472BE | 1,918 |
| | 72 x 20 x 29½ | 1800 x 500 x 748 | 7_NN-BE2072BE | 1,829 |
| Specify the edge (N, 1, 2). | | | | |

| | W x D x H (in) | W x D x H (mm) | Code | Price (\$) |
|--|---|------------------|--------------|------------|
| Lateral file credenzas  | <i>Open space on top and 2 lateral file drawers on bottom with suspension bars. Locks. Grommet on back. Optional counterweights to meet BIFMA standards, refer to page 108.</i> | | | |
| | 72 x 24 x 29½ | 1800 x 600 x 748 | 7___-SLF2472 | 2,217 |
| | 72 x 20 x 29½ | 1800 x 500 x 748 | 7___-SLF2072 | 2,135 |

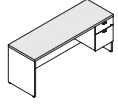
Specify the edge (N, 1, 2). Specify the handle code (D, K). Specify the accent color (A, B, N).

| | W x D x H (in) | W x D x H (mm) | Code | Price (\$) |
|---|---|------------------|-------------|------------|
| Double pedestal credenzas  | <i>2 pedestals with locks, 2 box drawers and 2 file drawers with suspension bars. Pencil tray. Grommet on back.</i> | | | |
| | 72 x 24 x 29½ | 1800 x 600 x 748 | 7___-F2472F | 2,106 |
| | 66 x 24 x 29½ | 1650 x 600 x 748 | 7___-F2466F | 2,087 |
| | 60 x 24 x 29½ | 1500 x 600 x 748 | 7___-F2460F | 2,057 |
| | 72 x 20 x 29½ | 1800 x 500 x 748 | 7___-F2072F | 1,950 |

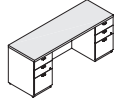
Specify the edge (N, 1, 2). Specify the handle code (D, K). Specify the accent color (A, B, N).

| | W x D x H (in) | W x D x H (mm) | Code | Price (\$) |
|--|--|------------------|-------------|------------|
| Left single pedestal credenzas  | <i>1 pedestal on left with lock, 1 box drawer and 1 file drawer with suspension bar. Pencil tray. Grommet on back.</i> | | | |
| | 72 x 24 x 29½ | 1800 x 600 x 748 | 7___-F2472S | 1,676 |
| | 66 x 24 x 29½ | 1650 x 600 x 748 | 7___-F2466S | 1,640 |
| | 60 x 24 x 29½ | 1500 x 600 x 748 | 7___-F2460S | 1,612 |
| | 72 x 20 x 29½ | 1800 x 500 x 748 | 7___-F2072S | 1,640 |

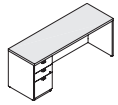
Specify the edge (N, 1, 2). Specify the handle code (D, K). Specify the accent color (A, B, N).

| | W x D x H (in) | W x D x H (mm) | Code | Price (\$) |
|---|---|------------------|-------------|------------|
| Right single pedestal credenzas  | <i>1 pedestal on right with lock, 1 box drawer and 1 file drawer with suspension bar. Pencil tray. Grommet on back.</i> | | | |
| | 72 x 24 x 29½ | 1800 x 600 x 748 | 7___-S2472F | 1,676 |
| | 66 x 24 x 29½ | 1650 x 600 x 748 | 7___-S2466F | 1,640 |
| | 60 x 24 x 29½ | 1500 x 600 x 748 | 7___-S2460F | 1,612 |
| | 72 x 20 x 29½ | 1800 x 500 x 748 | 7___-S2072F | 1,640 |
| | 66 x 20 x 29½ | 1650 x 500 x 748 | 7___-S2066F | 1,612 |

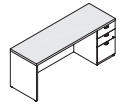
Specify the edge (N, 1, 2). Specify the handle code (D, K). Specify the accent color (A, B, N).

| | W x D x H (in) | W x D x H (mm) | Code | Price (\$) |
|---|---|------------------|---------------|------------|
| Double pedestal credenzas – low profile  | <i>2 pedestals with locks, 4 box drawers and 2 file drawers with suspension bars. Pencil tray. Grommet on back.</i> | | | |
| | 72 x 24 x 29½ | 1800 x 600 x 748 | 7___-UF2472UF | 2,620 |
| | 66 x 24 x 29½ | 1650 x 600 x 748 | 7___-UF2466UF | 2,604 |
| | 60 x 24 x 29½ | 1500 x 600 x 748 | 7___-UF2460UF | 2,571 |
| | 72 x 20 x 29½ | 1800 x 500 x 748 | 7___-UF2072UF | 2,466 |
| | 66 x 20 x 29½ | 1650 x 500 x 748 | 7___-UF2066UF | 2,433 |


Specify the edge (N, 1, 2). Specify the handle code (D, K). Specify the accent color (A, B, N).

| | W x D x H (in) | W x D x H (mm) | Code | Price (\$) |
|--|---|------------------|--------------|------------|
| Left single pedestal credenzas – low profile  | <i>1 pedestal on left with lock, 2 box drawers and 1 file drawer with suspension bar. Pencil tray. Grommet on back.</i> | | | |
| | 72 x 24 x 29½ | 1800 x 600 x 748 | 7___-UF2472S | 1,934 |
| | 66 x 24 x 29½ | 1650 x 600 x 748 | 7___-UF2466S | 1,904 |
| | 60 x 24 x 29½ | 1500 x 600 x 748 | 7___-UF2460S | 1,869 |
| | 72 x 20 x 29½ | 1800 x 500 x 748 | 7___-UF2072S | 1,904 |
| | 66 x 20 x 29½ | 1650 x 500 x 748 | 7___-UF2066S | 1,869 |


Specify the edge (N, 1, 2). Specify the handle code (D, K). Specify the accent color (A, B, N).

| | W x D x H (in) | W x D x H (mm) | Code | Price (\$) |
|--|--|------------------|--------------|------------|
| Right single pedestal credenzas – low profile  | <i>1 pedestal on right with lock, 2 box drawers and 1 file drawer with suspension bar. Pencil tray. Grommet on back.</i> | | | |
| | 72 x 24 x 29½ | 1800 x 600 x 748 | 7___-S2472UF | 1,934 |
| | 66 x 24 x 29½ | 1650 x 600 x 748 | 7___-S2466UF | 1,904 |
| | 60 x 24 x 29½ | 1500 x 600 x 748 | 7___-S2460UF | 1,869 |
| | 72 x 20 x 29½ | 1800 x 500 x 748 | 7___-S2072UF | 1,904 |
| | 66 x 20 x 29½ | 1650 x 500 x 748 | 7___-S2066UF | 1,869 |


Specify the edge (N, 1, 2). Specify the handle code (D, K). Specify the accent color (A, B, N).

| | W x D x H (in) | W x D x H (mm) | Code | Price (\$) |
|--|---|------------------|-------------|------------|
| Return shells  | <i>Reversible. Grommet. Can accommodate 1 pedestal.</i> | | | |
| | 48 x 24 x 29½ | 1200 x 600 x 748 | 7_NN-R2448S | 752 |
| | 42 x 24 x 29½ | 1050 x 600 x 748 | 7_NN-R2442S | 701 |
| | 48 x 20 x 29½ | 1200 x 500 x 748 | 7_NN-R2448S | 677 |


Specify the edge (N, 1, 2).

| | W x D x H (in) | W x D x H (mm) | Code | Price (\$) |
|---|--|------------------|-------------|------------|
| Left executive returns  | <i>1 pedestal on left with lock, 1 box drawer and 1 file drawer with suspension bar. Pencil tray. Grommet.</i> | | | |
| | 48 x 24 x 29½ | 1200 x 600 x 748 | 7___-F2448R | 1,345 |
| | 42 x 24 x 29½ | 1050 x 600 x 748 | 7___-F2442R | 1,282 |
| | 48 x 20 x 29½ | 1200 x 500 x 748 | 7___-F2048R | 1,289 |


Specify the edge (N, 1, 2). Specify the handle code (D, K). Specify the accent color (A, B, N).

| | W x D x H (in) | W x D x H (mm) | Code | Price (\$) |
|---|---|------------------|-------------|------------|
| Right executive returns  | <i>1 pedestal on right with lock, 1 box drawer and 1 file drawer with suspension bar. Pencil tray. Grommet.</i> | | | |
| | 48 x 24 x 29½ | 1200 x 600 x 748 | 7___-R2448F | 1,345 |
| | 42 x 24 x 29½ | 1050 x 600 x 748 | 7___-R2442F | 1,282 |
| | 48 x 20 x 29½ | 1200 x 500 x 748 | 7___-R2048F | 1,289 |


Specify the edge (N, 1, 2). Specify the handle code (D, K). Specify the accent color (A, B, N).

| | W x D x H (in) | W x D x H (mm) | Code | Price (\$) |
|---|---|------------------|--------------|------------|
| Left executive returns – low profile  | <i>1 pedestal on left with lock, 2 box drawers and 1 file drawer with suspension bar. Pencil tray. Grommet.</i> | | | |
| | 48 x 24 x 29½ | 1200 x 600 x 748 | 7___-UF2448R | 1,605 |
| | 42 x 24 x 29½ | 1050 x 600 x 748 | 7___-UF2442R | 1,530 |
| | 48 x 20 x 29½ | 1200 x 500 x 748 | 7___-UF2048R | 1,546 |

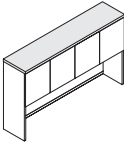


Specify the edge (N, 1, 2). Specify the handle code (D, K). Specify the accent color (A, B, N).

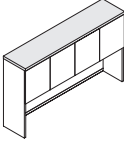


| | W x D x H (in) | W x D x H (mm) | Code | Price (\$) |
|--|--|------------------|--------------|------------|
| Right executive returns – low profile  | <i>1 pedestal on right with lock, 2 box drawers and 1 file drawer with suspension bar. Pencil tray. Grommet.</i> | | | |
| | 48 x 24 x 29½ | 1200 x 600 x 748 | 7___-R2448UF | 1,605 |
| | 42 x 24 x 29½ | 1050 x 600 x 748 | 7___-R2442UF | 1,530 |
| | 48 x 20 x 29½ | 1200 x 500 x 748 | 7___-R2048UF | 1,546 |

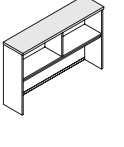

Specify the edge (N, 1, 2). Specify the handle code (D, K). Specify the accent color (A, B, N).

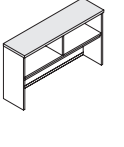

| | W x D x H (in) | W x D x H (mm) | Code | Price (\$) |
|---|--|------------------|-------------|------------|
| Bridge-returns  | <i>Full-height modesty panel. 1 grommet.</i> | | | |
| | 48 x 24 x 29½ | 1200 x 600 x 748 | 7_NN-BR2448 | 620 |
| | 42 x 24 x 29½ | 1050 x 600 x 748 | 7_NN-BR2442 | 580 |
| | 36 x 24 x 29½ | 900 x 600 x 748 | 7_NN-BR2436 | 549 |
| | 48 x 20 x 29½ | 1200 x 500 x 748 | 7_NN-BR2048 | 563 |

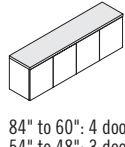
Specify the edge (N, 1, 2).

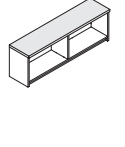
| | W x D x H (in) | W x D x H (mm) | Code | Price (\$) |
|--|--|-------------------|---|------------|
| Hutches with doors – 44" H | <i>Clearance: 21¼". Grommet. Full-width wire access. Can accommodate a tackboard, refer to page 107.</i> | | | |
|  | 84 x 16 x 44 | 2100 x 400 x 1099 | 7_NN-E844416P | 2,106 |
| | 78 x 16 x 44 | 1950 x 400 x 1099 | 7_NN-E784416P  | 2,029 |
| | 72 x 16 x 44 | 1800 x 400 x 1099 | 7_NN-E724416P  | 1,950 |
| | 66 x 16 x 44 | 1650 x 400 x 1099 | 7_NN-E664416P | 1,877 |
| | 60 x 16 x 44 | 1500 x 400 x 1099 | 7_NN-E604416P | 1,786 |
| | 54 x 16 x 44 | 1350 x 400 x 1099 | 7_NN-E544416P | 1,716 |
| | 48 x 16 x 44 | 1200 x 400 x 1099 | 7_NN-E484416P | 1,605 |
| | 42 x 16 x 44 | 1050 x 400 x 1099 | 7_NN-E424416P | 1,490 |
| | 36 x 16 x 44 | 900 x 400 x 1099 | 7_NN-E364416P | 1,384 |
| Specify the edge (N, 1, 2). | | | | |

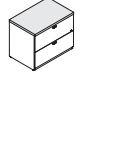


| | W x D x H (in) | W x D x H (mm) | Code | Price (\$) |
|--|--|------------------|---|------------|
| Hutches with doors – 36" H | <i>Clearance: 17¾". Grommet. Full-width wire access. Can accommodate a tackboard, refer to page 107.</i> | | | |
|  | 84 x 16 x 36 | 2100 x 400 x 900 | 7_NN-E843616P | 1,934 |
| | 78 x 16 x 36 | 1950 x 400 x 900 | 7_NN-E783616P  | 1,869 |
| | 72 x 16 x 36 | 1800 x 400 x 900 | 7_NN-E723616P  | 1,780 |
| | 66 x 16 x 36 | 1650 x 400 x 900 | 7_NN-E663616P | 1,709 |
| | 60 x 16 x 36 | 1500 x 400 x 900 | 7_NN-E603616P | 1,628 |
| | 54 x 16 x 36 | 1350 x 400 x 900 | 7_NN-E543616P | 1,557 |
| | 48 x 16 x 36 | 1200 x 400 x 900 | 7_NN-E483616P | 1,434 |
| | 42 x 16 x 36 | 1050 x 400 x 900 | 7_NN-E423616P | 1,329 |
| | 36 x 16 x 36 | 900 x 400 x 900 | 7_NN-E363616P | 1,219 |
| Specify the edge (N, 1, 2). | | | | |

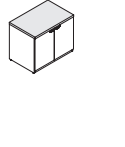
| | W x D x H (in) | W x D x H (mm) | Code | Price (\$) |
|---|--|-------------------|--|------------|
| Open hutches – 44" H | <i>Clearance: 21¼". Grommet. Full-width wire access. Can accommodate a tackboard, refer to page 107.</i> | | | |
|  | 84 x 16 x 44 | 2100 x 400 x 1099 | 7_NN-E844416 | 1,766 |
| | 78 x 16 x 44 | 1950 x 400 x 1099 | 7_NN-E784416 | 1,702 |
| | 72 x 16 x 44 | 1800 x 400 x 1099 | 7_NN-E724416  | 1,621 |
| | 66 x 16 x 44 | 1650 x 400 x 1099 | 7_NN-E664416 | 1,546 |
| | 60 x 16 x 44 | 1500 x 400 x 1099 | 7_NN-E604416 | 1,459 |
| | 54 x 16 x 44 | 1350 x 400 x 1099 | 7_NN-E544416 | 1,384 |
| | 48 x 16 x 44 | 1200 x 400 x 1099 | 7_NN-E484416 | 1,274 |
| | 42 x 16 x 44 | 1050 x 400 x 1099 | 7_NN-E424416 | 1,161 |
| | 36 x 16 x 44 | 900 x 400 x 1099 | 7_NN-E364416 | 1,054 |
| Specify the edge (N, 1, 2). | | | | |

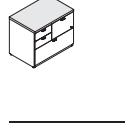
| | W x D x H (in) | W x D x H (mm) | Code | Price (\$) |
|--|--|------------------|--|------------|
| Open hutches – 36" H | <i>Clearance: 17¾". Grommet. Full-width wire access. Can accommodate a tackboard, refer to page 107.</i> | | | |
|  | 84 x 16 x 36 | 2100 x 400 x 900 | 7_NN-E843616 | 1,605 |
| | 78 x 16 x 36 | 1950 x 400 x 900 | 7_NN-E783616 | 1,538 |
| | 72 x 16 x 36 | 1800 x 400 x 900 | 7_NN-E723616  | 1,452 |
| | 66 x 16 x 36 | 1650 x 400 x 900 | 7_NN-E663616 | 1,379 |
| | 60 x 16 x 36 | 1500 x 400 x 900 | 7_NN-E603616 | 1,298 |
| | 54 x 16 x 36 | 1350 x 400 x 900 | 7_NN-E543616 | 1,219 |
| | 48 x 16 x 36 | 1200 x 400 x 900 | 7_NN-E483616 | 1,102 |
| | 42 x 16 x 36 | 1050 x 400 x 900 | 7_NN-E423616 | 998 |
| | 36 x 16 x 36 | 900 x 400 x 900 | 7_NN-E363616 | 885 |
| Specify the edge (N, 1, 2). | | | | |

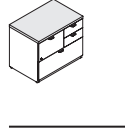
| | W x D x H (in) | W x D x H (mm) | Code | Price (\$) |
|---|---|------------------|----------------|------------|
| Wall-mounted hutches with doors – 22" H | <i>Hanger bar included for wall-mount installation. Can accommodate a tackboard, refer to page 107.</i> | | | |
|  | 84 x 16 x 22 | 2100 x 400 x 550 | 7_NN-EM842216P | 1,974 |
| | 78 x 16 x 22 | 1950 x 400 x 550 | 7_NN-EM782216P | 1,910 |
| | 72 x 16 x 22 | 1800 x 400 x 550 | 7_NN-EM722216P | 1,829 |
| | 66 x 16 x 22 | 1650 x 400 x 550 | 7_NN-EM662216P | 1,749 |
| | 60 x 16 x 22 | 1500 x 400 x 550 | 7_NN-EM602216P | 1,669 |
| | 54 x 16 x 22 | 1350 x 400 x 550 | 7_NN-EM542216P | 1,597 |
| | 48 x 16 x 22 | 1200 x 400 x 550 | 7_NN-EM482216P | 1,475 |
| | 42 x 16 x 22 | 1050 x 400 x 550 | 7_NN-EM422216P | 1,371 |
| | 36 x 16 x 22 | 900 x 400 x 550 | 7_NN-EM362216P | 1,264 |
| Specify the edge (N, 1, 2). | | | | |


| | W x D x H (in) | W x D x H (mm) | Code | Price (\$) |
|---|---|------------------|---------------|------------|
| Wall-mounted open hutches – 22" H | <i>Hanger bar included for wall-mount installation. Can accommodate a tackboard, refer to page 107.</i> | | | |
|  | 84 x 16 x 22 | 2100 x 400 x 550 | 7_NN-EM842216 | 1,640 |
| | 78 x 16 x 22 | 1950 x 400 x 550 | 7_NN-EM782216 | 1,578 |
| | 72 x 16 x 22 | 1800 x 400 x 550 | 7_NN-EM722216 | 1,490 |
| | 66 x 16 x 22 | 1650 x 400 x 550 | 7_NN-EM662216 | 1,419 |
| | 60 x 16 x 22 | 1500 x 400 x 550 | 7_NN-EM602216 | 1,335 |
| | 54 x 16 x 22 | 1350 x 400 x 550 | 7_NN-EM542216 | 1,264 |
| | 48 x 16 x 22 | 1200 x 400 x 550 | 7_NN-EM482216 | 1,144 |
| | 42 x 16 x 22 | 1050 x 400 x 550 | 7_NN-EM422216 | 1,041 |
| | 36 x 16 x 22 | 900 x 400 x 550 | 7_NN-EM362216 | 926 |
| Specify the edge (N, 1, 2). | | | | |


| | W x D x H (in) | W x D x H (mm) | Code | Price (\$) |
|--|---|-----------------|--|------------|
| Lateral file units | <i>Suspension bars. Lock. Optional counterweights to meet BIFMA standards, refer to page 108.</i> | | | |
|  | 36 x 24 x 29½ | 900 x 600 x 748 | 7_--_-2436LF  | 1,506 |
| | 30 x 24 x 29½ | 750 x 600 x 748 | 7_--_-2430LF | 1,452 |
| | 36 x 20 x 29½ | 900 x 500 x 748 | 7_--_-2036LF  | 1,467 |
| | 30 x 20 x 29½ | 750 x 500 x 748 | 7_--_-2030LF | 1,402 |
| Specify the edge (N, 1, 2). Specify the handle code (D, K). Specify the accent color (A, B, N). | | | | |


| | W x D x H (in) | W x D x H (mm) | Code | Price (\$) |
|--|--------------------------------|-----------------|-------------|------------|
| Bookcase units with doors | <i>Adjustable shelf. Lock.</i> | | | |
|  | 36 x 24 x 29½ | 900 x 600 x 748 | 7_--_-2436B | 1,329 |
| | 30 x 24 x 29½ | 750 x 600 x 748 | 7_--_-2430B | 1,264 |
| | 36 x 20 x 29½ | 900 x 500 x 748 | 7_--_-2036B | 1,282 |
| | 30 x 20 x 29½ | 750 x 500 x 748 | 7_--_-2030B | 1,201 |
| Specify the edge (N, 1, 2). Specify the handle code (D, K). Specify the accent color (A, B, N). | | | | |


| | W x D x H (in) | W x D x H (mm) | Code | Price (\$) |
|--|---|-----------------|--------------|------------|
| Combined pedestals | <i>2 box drawers, 2 file drawers with suspension bars. Lock. Pencil tray.</i> | | | |
|  | 36 x 24 x 29½ | 900 x 600 x 748 | 7_--_-2436C0 | 1,910 |
| | 36 x 20 x 29½ | 900 x 500 x 748 | 7_--_-2036C0 | 1,854 |
| Specify the edge (N, 1, 2). Specify the handle code (D, K). Specify the accent color (A, B, N). | | | | |

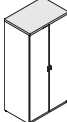
| | W x D x H (in) | W x D x H (mm) | Code | Price (\$) |
|--|---|-----------------|--------------|------------|
| Combined pedestals | <i>2 box drawers, 2 file drawers with suspension bars. Lock. Pencil tray.</i> | | | |
|  | 36 x 24 x 29½ | 900 x 600 x 748 | 7_--_-C02436 | 1,910 |
| | 36 x 20 x 29½ | 900 x 500 x 748 | 7_--_-C02036 | 1,854 |
| Specify the edge (N, 1, 2). Specify the handle code (D, K). Specify the accent color (A, B, N). | | | | |

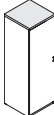
| | W x D x H (in) | W x D x H (mm) | Code | Price (\$) |
|---|---|-----------------|----------------|------------|
| Modular lateral files | <i>2 file drawers with suspension bars. Lock. Goes under a work surface. 1 tone only.</i> | | | |
|  | 36 x 18 x 28 | 900 x 448 x 711 | 7N_--_-1836LFL | 1,289 |
| | 30 x 18 x 28 | 750 x 448 x 711 | 7N_--_-1830LFL | 1,219 |
| Specify the handle code (D, K). Specify the accent color (A, B, N). | | | | |

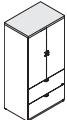
| | W x D x H (in) | W x D x H (mm) | Code | Price (\$) |
|---|---|-----------------|--------------|------------|
| Modular combined pedestal  | <i>2 box drawers on left, 2 file drawers with suspension bars. Lock. Pencil tray. Goes under a work surface. 1 tone only.</i> | | | |
| | 36 x 18 x 28 | 900 x 448 x 711 | 7N__-1836COL | 1,654 |
| Specify the handle code (D, K). Specify the accent color (A, B, N). | | | | |

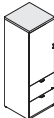
| | | | | |
|---|--|-----------------|--------------|-------|
| Modular combined pedestal  | <i>2 box drawers on right, 2 file drawers with suspension bars. Lock. Pencil tray. Goes under a work surface. 1 tone only.</i> | | | |
| | 36 x 18 x 28 | 900 x 448 x 711 | 7N__-C01836L | 1,654 |
| Specify the handle code (D, K). Specify the accent color (A, B, N). | | | | |


| | | | | |
|--|--|-----------------|-------------|-------|
| Modular bookcases with doors  | <i>1 adjustable shelf. Lock. Goes under a work surface. 1 tone only.</i> | | | |
| | 36 x 18 x 28 | 900 x 448 x 711 | 7N__-1836BL | 1,161 |
| | 30 x 18 x 28 | 750 x 448 x 711 | 7N__-1830BL | 1,096 |
| Specify the handle code (D, K). Specify the accent color (A, B, N). | | | | |

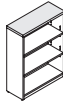
| | | | | |
|---|---|------------------|--------------|-------|
| Storage or wardrobe units  | <i>3 adjustable shelves. 1 full-width fixed shelf. Full-width clothes hanger bar. 73" H storage unit matches the height of a credenza with a 44" H hutch. 65" H storage unit matches the height of a credenza with a 36" H hutch.</i> | | | |
| | 36 x 24 x 73½ | 900 x 600 x 1847 | 7___-243673B | 2,371 |
| | 36 x 20 x 73½ | 900 x 500 x 1847 | 7___-203673B | 2,191 |
| | 36 x 24 x 65½ | 900 x 600 x 1648 | 7___-243665B | 2,241 |
| | 36 x 20 x 65½ | 900 x 500 x 1648 | 7___-203665B | 2,062 |
| Specify the edge (N, 1, 2). Specify the handle code (D, K). Specify the accent color (A, B, N). | | | | |

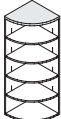
| | | | | |
|--|--|------------------|--------------|-------|
| Storage or wardrobe units  | <i>Reversible door. 3 adjustable shelves. 1 full-width fixed shelf. Full-width clothes hanger bar. 73" H storage unit matches the height of a credenza with a 44" H hutch. 65" H storage unit matches the height of a credenza with a 36" H hutch.</i> | | | |
| | 24 x 24 x 73½ | 600 x 600 x 1847 | 7___-242473B | 1,806 |
| | 24 x 20 x 73½ | 600 x 500 x 1847 | 7___-202473B | 1,716 |
| | 24 x 24 x 65½ | 600 x 600 x 1648 | 7___-242465B | 1,716 |
| | 24 x 20 x 65½ | 600 x 500 x 1648 | 7___-202465B | 1,635 |
| Specify the edge (N, 1, 2). Specify the handle code (D, K). Specify the accent color (A, B, N). | | | | |


| | | | | |
|---|--|------------------|----------------|-------|
| Storage units with lateral file  | <i>2 adjustable shelves. 2 lateral file drawers with suspension bars. Lock on drawer. 73" H storage matches the height of a credenza with a 44" H hutch. 65" H storage unit matches the height of a credenza with a 36" H hutch.</i> | | | |
| | 36 x 24 x 73½ | 900 x 600 x 1847 | 7___-243673LFB | 2,878 |
| | 36 x 20 x 73½ | 900 x 500 x 1847 | 7___-203673LFB | 2,706 |
| | 36 x 24 x 65½ | 900 x 600 x 1648 | 7___-243665LFB | 2,774 |
| | 36 x 20 x 65½ | 900 x 500 x 1648 | 7___-203665LFB | 2,604 |
| Specify the edge (N, 1, 2). Specify the handle code (D, K). Specify the accent color (A, B, N). | | | | |


| | | | | |
|---|--|------------------|---------------|-------|
| Storage units with lateral file  | <i>Reversible door. 2 adjustable shelves. 2 lateral file drawers with suspension bars. Lock. 73" H storage unit matches the height of a credenza with a 44" H hutch. 65" H storage unit matches the height of a credenza with a 36" H hutch.</i> | | | |
| | 24 x 24 x 73½ | 600 x 600 x 1847 | 7___-242473FB | 2,401 |
| | 24 x 20 x 73½ | 600 x 500 x 1847 | 7___-202473FB | 2,231 |
| | 24 x 24 x 65½ | 600 x 600 x 1648 | 7___-242465FB | 2,305 |
| | 24 x 20 x 65½ | 600 x 500 x 1648 | 7___-202465FB | 2,135 |
| Specify the edge (N, 1, 2). Specify the handle code (D, K). Specify the accent color (A, B, N). | | | | |


| | W x D x H (in) | W x D x H (mm) | Code | Price (\$) |
|--|------------------------------|------------------|--------------|------------|
| Open bookcases  | <i>4 adjustable shelves.</i> | | | |
| | 36 x 14 x 73½ | 900 x 350 x 1847 | 7_NN-B367314 | 1,335 |
| | 36 x 14 x 65½ | 900 x 350 x 1648 | 7_NN-B366514 | 1,256 |
| Specify the edge (N, 1, 2). | | | | |


| | | | | |
|---|------------------------------------|------------------|--------------|-------|
|  | <i>2 adjustable shelves.</i> | | | |
| | 36 x 14 x 48½ | 900 x 350 x 1226 | 7_NN-B364814 | 1,119 |
| | Specify the edge (N, 1, 2). | | | |
| <i>Additional shelf.</i> | | | | |
| 34 x 13 x 1 | 846 x 325 x 25 | 7NNN-TB3614.1E | 168 | |


| | | | | |
|---|------------------------------|------------------|--------------|-------|
| Corner open bookcases  | <i>4 adjustable shelves.</i> | | | |
| | 24 x 24 x 73½ | 600 x 600 x 1847 | 7_NN-B242473 | 1,459 |
| | 20 x 20 x 73½ | 500 x 500 x 1847 | 7_NN-B202073 | 1,371 |
| | 24 x 24 x 65½ | 600 x 600 x 1648 | 7_NN-B242465 | 1,371 |
| | 20 x 20 x 65½ | 500 x 500 x 1648 | 7_NN-B202065 | 1,298 |
| Specify the edge (N, 1, 2). | | | | |


| | | | | |
|---|----------------------------|-----------------|--------------|-----|
| Corner open bookcases  | <i>1 adjustable shelf.</i> | | | |
| | 24 x 24 x 29½ | 600 x 600 x 748 | 7_NN-B242429 | 942 |
| | 20 x 20 x 29½ | 500 x 500 x 748 | 7_NN-B202029 | 862 |
| Specify the edge (N, 1, 2). | | | | |


| | | | | |
|--|--|-----------------|---------------|-------|
| Mobile pedestals  | <i>2 box drawers, 1 file drawer with suspension bar. Pencil tray. Brakes on front casters. Lock. Fits under a work surface. 1 tone only.</i> | | | |
| | 15 x 23 x 27½ | 390 x 575 x 689 | 7N__-MP1523UF | 1,219 |
| | 15 x 18 x 27½ | 390 x 450 x 689 | 7N__-MP1518UF | 1,138 |
| Specify the handle code (D, K). Specify the accent color (A, B, N). | | | | |


| | | | | |
|---|--|-----------------|---------------|-------|
| Mobile pedestal  | <i>2 file drawers with suspension bars. Brakes on front casters. Lock. Fits under a work surface. 1 tone only.</i> | | | |
| | 15 x 23 x 27½ | 390 x 575 x 689 | 7N__-MP1523FF | 1,161 |
| Specify the handle code (D, K). Specify the accent color (A, B, N). | | | | |

| | | | | |
|--|--|-----------------|--------------|-------|
| Mobile pedestals  | <i>1 box drawer and 1 file drawer with suspension bar. Pencil tray. Brakes on front casters. Lock. Fits under a work surface. 1 tone only.</i> | | | |
| | 15 x 23 x 21¼ | 390 x 575 x 521 | 7N__-MP1523F | 1,119 |
| | 15 x 18 x 21¼ | 390 x 450 x 521 | 7N__-MP1518F | 1,080 |
| Specify the handle code (D, K). Specify the accent color (A, B, N). | | | | |


| | | | | |
|--|--|-----------------|---------------|-------|
| Modular pedestal  | <i>2 box drawers, 1 file drawer with suspension bar. Pencil tray. Lock. Must be installed under a work surface. 1 tone only.</i> | | | |
| | 15 x 18 x 28 | 388 x 448 x 713 | 7N__-P1518UFL | 1,054 |
| Specify the handle code (D, K). Specify the accent color (A, B, N). | | | | |

| | | | | |
|--|--|-----------------|---------------|-------|
| Modular pedestal  | <i>2 file drawers with suspension bars. Lock. Must be installed under a work surface. 1 tone only.</i> | | | |
| | 15 x 18 x 28 | 388 x 448 x 713 | 7N__-P1518FFL | 1,015 |
| Specify the handle code (D, K). Specify the accent color (A, B, N). | | | | |

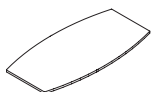
| | | | | |
|--|--|-----------------|--------|-----|
| Hanging pedestal  | <i>1 box drawer and 1 file drawer with suspension bar. Pencil tray. Lock. Must be installed under a work surface. 1 tone only.</i> | | | |
| | 15 x 17½ x 19¼ | 388 x 448 x 489 | 7N__-F | 926 |
| Specify the handle code (D, K). Specify the accent color (A, B, N). | | | | |

| | W x D x H (in) | W x D x H (mm) | Code | Price (\$) |
|--|---------------------------|------------------|----------|------------|
| Round tops | <i>Conference tables.</i> | | | |
|  | 36 x 36 x 1½ | 900 x 900 x 38 | 7_NN-R36 | 549 |
| | 42 x 42 x 1½ | 1050 x 1050 x 38 | 7_NN-R42 | 731 |
| | 48 x 48 x 1½ | 1200 x 1200 x 38 | 7_NN-R48 | 798 |

Specify the edge (N, 1, 2).


| | W x D x H (in) | W x D x H (mm) | Code | Price (\$) |
|--|---------------------------|------------------|------------|------------|
| Rectangular tops | <i>Conference tables.</i> | | | |
|  | 72 x 36 x 1½ | 1800 x 900 x 38 | 7_NN-REC72 | 918 |
| | 96 x 48 x 1½ | 2400 x 1200 x 38 | 7_NN-REC96 | 1,298 |

Specify the edge (N, 1, 2).

| | W x D x H (in) | W x D x H (mm) | Code | Price (\$) |
|--|---|------------------|-----------|------------|
| Boat-shape tops | <i>Conference tables. 120" and 144" tops are in two pieces.</i> | | | |
|  | 96 x 48 x 1½ | 2400 x 1200 x 38 | 7_NN-B96 | 1,419 |
| | 120 x 48 x 1½ | 3000 x 1200 x 38 | 7_NN-B120 | 1,760 |
| | 144 x 48 x 1½ | 3600 x 1200 x 38 | 7_NN-B144 | 1,854 |


144" to 120" :
Packaged in 2 boxes.

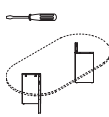
Specify the edge (N, 1, 2).

| | W x D x H (in) | W x D x H (mm) | Code | Price (\$) |
|--|---|------------------|------------|------------|
| Racetrack tops | <i>Conference tables. 120" and 144" tops are in two pieces.</i> | | | |
|  | 72 x 36 x 1½ | 1800 x 900 x 38 | 7_NN-RT72 | 1,047 |
| | 96 x 48 x 1½ | 2400 x 1200 x 38 | 7_NN-RT96 | 1,419 |
| | 120 x 48 x 1½ | 3000 x 1200 x 38 | 7_NN-RT120 | 1,760 |
| | 144 x 48 x 1½ | 3600 x 1200 x 38 | 7_NN-RT144 | 1,854 |

144" to 120" :
Packaged in 2 boxes.


Specify the edge (N, 1, 2).


| | W x D x H (in) | W x D x H (mm) | Code | Price (\$) |
|---|----------------------------------|-----------------|----------|------------|
| Cross bases | <i>1½" thermofused laminate.</i> | | | |
|  | 22 x 22 x 28 | 555 x 555 x 710 | LGC-CR22 | 532 |
| | 27 x 27 x 28 | 680 x 680 x 710 | LGC-CR27 | 590 |
| | 33 x 33 x 28 | 825 x 825 x 710 | LGC-CR33 | 669 |

| | W x D x H (in) | W x D x H (mm) | Code | Price (\$) |
|--|----------------------------------|-----------------|----------|------------|
| V-bases | <i>1½" thermofused laminate.</i> | | | |
|  | 18 x 18 x 28 | 450 x 450 x 710 | LGC-2V18 | 849 (pair) |

| | W x D x H (in) | W x D x H (mm) | Code | Price (\$) |
|------------------|----------------|-----------------|----------|------------|
| Drum base | 18 x 18 x 28 | 460 x 460 x 710 | LGC-DB19 | 1,249 |



| | W x D x H (in) | W x D x H (mm) | Code | Price (\$) |
|---|---|-----------------|--------|------------|
| Leg | <i>Metal. Specify the finish: GAN Anthracite Grey, BRA Brass (add \$322) or NIC Nickel (add \$322).</i> | | | |
|  | 6 x 6 x 28 | 150 x 150 x 710 | LGC-TL | 396 (each) |

| | W x D x H (in) | W x D x H (mm) | Code | Price (\$) |
|---|--|-----------------|-------------|------------|
| Printer table | <i>1 height adjustable sliding shelf. Grommet on back.</i> | | | |
|  | 30 x 24 x 29½ | 750 x 600 x 748 | 7_NN-2430PS | 1,114 |


Specify the edge (N, 1, 2).

| | W x D x H (in) | W x D x H (mm) | Code | Price (\$) |
|---------------------|----------------|-----------------|---------------|------------|
| Coffee table | 22 x 22 x 18½ | 550 x 550 x 463 | 7_NN-ST222218 | 629 |


Specify the edge (N, 1, 2).

| | W x D x H (in) | W x D x H (mm) | Code | Price (\$) |
|-----------------------|----------------|------------------|---------------|------------|
| Magazine table | 48 x 22 x 18½ | 1200 x 550 x 463 | 7_NN-ST224818 | 742 |

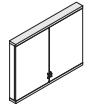
Specify the edge (N, 1, 2).

| | W x D x H (in) | W x D x H (mm) | Code | Price (\$) |
|---|---|-----------------|--------------|------------|
| Mobile serving carts | <i>1 sliding shelf, 1 box drawer. Pencil tray. 1 door. 1 shelf.</i> | | | |
|  | 20 x 21 x 36½ | 500 x 520 x 913 | 7_--MS212036 | 1,499 |


Specify the edge (N, 1, 2). Specify the handle code (D, K). Specify the accent color (A, B, N).

| | W x D x H (in) | W x D x H (mm) | Code | Price (\$) |
|--|---|-----------------|--------------|------------|
| Mobile serving carts | <i>1 sliding shelf, 2 box drawers. Pencil tray. 2 doors. 2 shelves.</i> | | | |
|  | 36 x 21 x 36½ | 900 x 520 x 913 | 7_--MS213636 | 2,224 |

Specify the edge (N, 1, 2). Specify the handle code (D, K). Specify the accent color (A, B, N).

| | W x D x H (in) | W x D x H (mm) | Code | Price (\$) |
|---|--|-------------------|-------------|------------|
| Marker board | <i>Non-magnetic surface for use with dry-erase markers. Eraser tray along bottom of board. Inside face of doors covered in natural cork. Hooks for paper pad. 180° hinges.</i> | | | |
|  | 54 x 5 x 41 | 1368 x 130 x 1043 | 7_--VBX4054 | 2,281 |

Specify the edge (N, 1, 2). Specify the handle code (D, K). Specify the accent color (A, B, N).

| | W x D x H (in) | W x D x H (mm) | Code | Price (\$) |
|---|--|------------------|---------------|------------|
| Lectern | <i>1 fixed shelf. 1 grommet. 4 casters, 2 with brakes.</i> | | | |
|  | 24 x 18 x 44½ | 600 x 450 x 1125 | 7_NN-LC181844 | 1,335 |

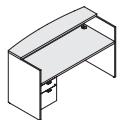
Specify the edge (N, 1, 2).

| BASE OPTIONS / QUANTITY | | | | | | | |
|-------------------------|-------------|----------|----------|----------|----------|----------|---------|
| | Top Lengths | LGC-CR22 | LGC-CR27 | LGC-CR33 | LGC-2V18 | LGC-DB19 | LGC-TL* |
| 36" DEPTH | 36" | 1 | | | | 1 | 4 |
| | 72" | 2 | | | 1 | 2 | 4 |
| 42" DEPTH | 42" | | 1 | | | | 4 |
| 48" DEPTH | 48" | | | 1 | | | 4 |
| | 96" | | | 2 | 1 | 2 | 4 |
| | 120" | | | 3 | 1+1 CR33 | 3 | 6 |
| | 144" | | | 3 | 1+1 CR33 | 3 | 6 |

* Not compatible with round tops.

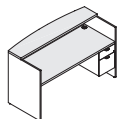


| | W x D x H (in) | W x D x H (mm) | Code | Price (\$) |
|------------------------------|--|-------------------|--------------|------------|
| Right reception desks | <i>Desk with pedestal on left, 1 box drawer and 1 file drawer with suspension bar. Lock. Pencil tray. 2 grommets. Full-height modesty panel. Bow shaped transaction shelf.</i> | | | |
| | 72 x 30 x 42½ | 1800 x 750 x 1075 | 7___-GF3072S | 2,371 |



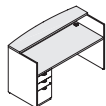
| | | | | |
|---|-------------------|--------------|--|-------|
| Specify the edge (N, 1, 2). Specify the handle code (D, K). Specify the accent color (A, B, N). | | | | |
| <i>Right returns with pedestal on right, 1 box drawer and 1 file drawer with suspension bar. Lock. Pencil tray. 1 grommet. Full-height modesty panel.</i> | | | | |
| 48 x 24 x 41 | 1200 x 600 x 1037 | 7___-GR2448F | | 1,585 |
| 42 x 24 x 41 | 1050 x 600 x 1037 | 7___-GR2442F | | 1,557 |
| Specify the edge (N, 1, 2). Specify the handle code (D, K). Specify the accent color (A, B, N). | | | | |

| | | | | |
|-----------------------------|---|-------------------|--------------|-------|
| Left reception desks | <i>Desk with pedestal on right, 1 box drawer and 1 file drawer with suspension bar. Lock. Pencil tray. 2 grommets. Full-height modesty panel. Bow shaped transaction shelf.</i> | | | |
| | 72 x 30 x 42½ | 1800 x 750 x 1075 | 7___-GS3072F | 2,371 |



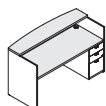
| | | | | |
|---|-------------------|--------------|--|-------|
| Specify the edge (N, 1, 2). Specify the handle code (D, K). Specify the accent color (A, B, N). | | | | |
| <i>Left returns with pedestal on left, 1 box drawer and 1 file drawer with suspension bar. Lock. Pencil tray. 1 grommet. Full-height modesty panel.</i> | | | | |
| 48 x 24 x 41 | 1200 x 600 x 1037 | 7___-GF2448R | | 1,585 |
| 42 x 24 x 41 | 1050 x 600 x 1037 | 7___-GF2442R | | 1,557 |
| Specify the edge (N, 1, 2). Specify the handle code (D, K). Specify the accent color (A, B, N). | | | | |

| | | | | |
|--|---|-------------------|---------------|-------|
| Right reception desks – low profile | <i>Desk with pedestal on left, 2 box drawers and 1 file drawer with suspension bar. Lock. Pencil tray. 2 grommets. Full-height modesty panel. Bow shaped transaction shelf.</i> | | | |
| | 72 x 30 x 42½ | 1800 x 750 x 1075 | 7___-GUF3072S | 2,577 |



| | | | | |
|--|-------------------|---------------|--|-------|
| Specify the edge (N, 1, 2). Specify the handle code (D, K). Specify the accent color (A, B, N). | | | | |
| <i>Right returns with pedestal on right, 2 box drawers and 1 file drawer with suspension bar. Lock. Pencil tray. 1 grommet. Full-height modesty panel.</i> | | | | |
| 48 x 24 x 41 | 1200 x 600 x 1037 | 7___-GR2448UF | | 1,786 |
| 42 x 24 x 41 | 1050 x 600 x 1037 | 7___-GR2442UF | | 1,760 |
| Specify the edge (N, 1, 2). Specify the handle code (D, K). Specify the accent color (A, B, N). | | | | |

| | | | | |
|---|--|-------------------|---------------|-------|
| Left reception desks – low profile | <i>Desk with pedestal on right, 2 box drawers and 1 file drawer with suspension bar. Lock. Pencil tray. 2 grommets. Full-height modesty panel. Bow shaped transaction shelf.</i> | | | |
| | 72 x 30 x 42½ | 1800 x 750 x 1075 | 7___-GS3072UF | 2,577 |



| | | | | |
|--|-------------------|---------------|--|-------|
| Specify the edge (N, 1, 2). Specify the handle code (D, K). Specify the accent color (A, B, N). | | | | |
| <i>Left returns with pedestal on left, 2 box drawers and 1 file drawer with suspension bar. Lock. Pencil tray. 1 grommet. Full-height modesty panel.</i> | | | | |
| 48 x 24 x 41 | 1200 x 600 x 1037 | 7___-GUF2448R | | 1,786 |
| 42 x 24 x 41 | 1050 x 600 x 1037 | 7___-GUF2442R | | 1,760 |
| Specify the edge (N, 1, 2). Specify the handle code (D, K). Specify the accent color (A, B, N). | | | | |

| | W x D x H (in) | W x D x H (mm) | Code | Price (\$) |
|------------------------|--|----------------|----------|------------|
| Additional legs | <i>1 full width leg. For AT, DT and CM tables.</i> | | | |
| | 30 x 1 x 27½ | 748 x 25 x 698 | 7NNN-L30 | 217 |
| | 24 x 1 x 27½ | 598 x 25 x 698 | 7NNN-L24 | 203 |
| | 20 x 1 x 27½ | 498 x 25 x 698 | 7NNN-L20 | 185 |

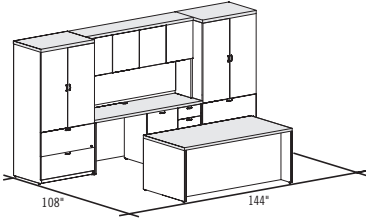


| | | | | |
|------------------------|--|----------------|----------|-----|
| Additional legs | <i>1 recessed leg. For AT, DT and CM tables.</i> | | | |
| | 13 x 1 x 27½ | 340 x 25 x 698 | 7NNN-L12 | 168 |



SUGGESTIONS

7 ___-PLAN01



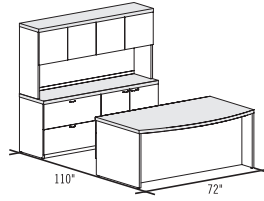
Plan shown in Concept 70 Flyer:

71KA-PLAN01 **\$12,683**

- 1 71KA-UF3672S
- 1 71NN-DT2472A
- 1 7NKA-CO1836L
- 1 71NN-E724416P
- 2 71KA-243673LFB

Textured edge (1), Anthracite Grey pull (KA).

7 ___-PLAN07

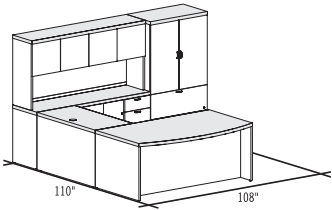


Not shown in Concept 70 Flyer:

QS7 ___-PLAN07 **\$6,923**

- 1 QS7 ___-F4272FA
- 1 QS7 ___-LF2072B
- 1 QS7_NN-E723616P

7 ___-PLAN02



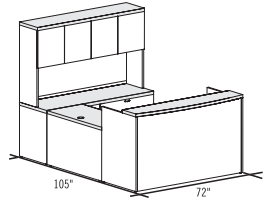
Plan shown in Concept 70 Flyer:

QS72DN-PLAN02 **\$9,059**

- 1 QS72DN-F4272SA
- 1 QS72NN-BR2448
- 1 QS72DN-S2072F
- 1 QS72NN-E723616P
- 1 QS72DN-203665LFB

Textured edge (2), Nickel pull (DN).

7 ___-PLAN09

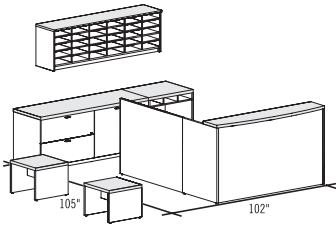


Not shown in Concept 70 Flyer:

QS7 ___-PLAN09 **\$7,173**

- 1 QS7 ___-GF3072S
- 1 QS7_NN-BR2448
- 1 QS7 ___-S2472LF
- 1 QS7_NN-E724416P

7 ___-PLAN04



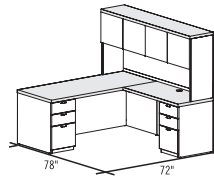
Plan shown in Concept 70 Flyer:

71DN-PLAN04 **\$12,371**

- 1 71DN-GS3072UF
- 1 71DN-GR2448UF
- 1 71NN-2430PS
- 1 71DN-LF2472B
- 1 M1NNN-EMDV7222
- 2 71NN-ST22218

Textured edge (1), Nickel pull (DN).

7 ___-PLAN11

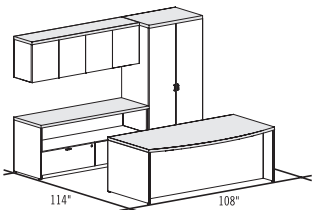


Not shown in Concept 70 Flyer:

QS7 ___-PLAN11 **\$5,561**

- 1 QS7 ___-UF3072S
- 1 QS7 ___-R2448UF
- 1 QS7_NN-E783616P

7 ___-PLAN06



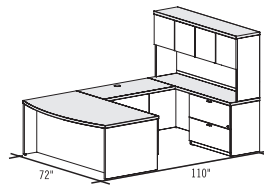
Plan shown in Concept 70 Flyer:

72DA-PLAN06 **\$9,235**

- 1 72DA-UF4284SA
- 1 72DA-SLF2472
- 1 72DA-243673B
- 1 72NN-EM722216P

Textured edge (2), Anthracite Grey pull (DA).

7 ___-PLAN12

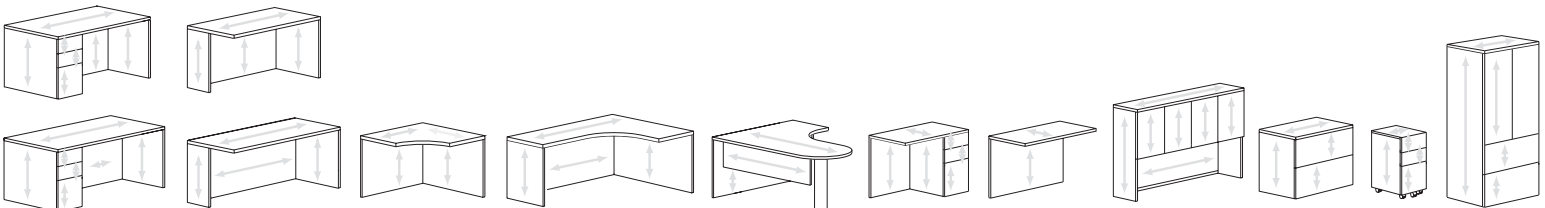


Not shown in Concept 70 Flyer:

QS7 ___-PLAN12 **\$6,868**

- 1 QS7 ___-F4272SA
- 1 QS7_NN-BR2448
- 1 QS7 ___-S2072LF
- 1 QS7_NN-E723616P

TYPICAL WOOD GRAIN DIRECTION FOR CONCEPT 70:




CONCEPT 400E



EDGEBANDING

Furniture with 1" (25 mm) thick tops.

N Edge



Smooth, 1/16" (1,5 mm) thick edge.

The **N edge** is **matched with the finish specified for the surface.**

HANDLES

Choices of straight pulls in thermoplastic polymer or metal available.




L – Black Linear



X – Stainless Steel



Y – Aluminum



N – Non applicable Linear pull on the interior side

CODIFICATION

| Series | Options | | |
|--------|---------------------------|---|--------------|
| | Thickness | Handles | Accent color |
| 4 | 1 Thermofused laminate 1" | L Black Linear X Stainless Steel Y Aluminum | N/A |

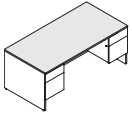
LACASSE QUICKSHIP PROGRAM*

Products and suggested layouts identified by this pictogram are part of the Lacasse quick delivery program.

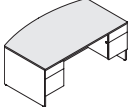
Please refer to page 3 for complete program details.

* Due to current market conditions, always refer to our Lead-Time Guide for a confirmation of our current Lacasse QuickShip lead-times.

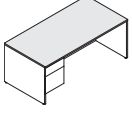


| | W x D x H (in) | W x D x H (mm) | Code | Price (\$) |
|---|---|------------------|---------------|------------|
| Double pedestal desks  | <i>2 pedestals with locks, 2 box drawers and 2 file drawers with suspension bars. Pencil tray. Recessed, full-height modesty panel.</i> | | | |
| | 72 x 36 x 29 | 1800 x 900 x 735 | 41_N-F3672F | 2,014 |
| | 72 x 30 x 29 | 1800 x 750 x 735 | 41_N-F3072F | 1,942 |
| | 66 x 30 x 29 | 1650 x 750 x 735 | 41_N-F3066F | 1,869 |
| | 60 x 30 x 29 | 1500 x 750 x 735 | 41_N-F3060F | 1,786 |
| | <i>2 full-height pedestals option.</i> | | | |
| | 72 x 36 x 29 | 1800 x 900 x 735 | 41_N-UF3672FF | 2,415 |
| | 72 x 30 x 29 | 1800 x 750 x 735 | 41_N-UF3072FF | 2,343 |
| | 66 x 30 x 29 | 1650 x 750 x 735 | 41_N-UF3066FF | 2,270 |
| | 60 x 30 x 29 | 1500 x 750 x 735 | 41_N-UF3060FF | 2,187 |

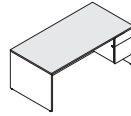
Specify the handle code (X, Y, N).

| | | | | |
|--|---|-------------------|----------------|-------|
| Double pedestal bow front desk  | <i>2 pedestals with locks, 2 box drawers and 2 file drawers with suspension bars. Pencil tray. Recessed, full-height modesty panel.</i> | | | |
| | 72 x 42 x 29 | 1800 x 1050 x 735 | 41_N-F4272FA | 2,376 |
| | <i>2 full-height pedestals option.</i> | | | |
| | 72 x 42 x 29 | 1800 x 1050 x 735 | 41_N-UF4272FFA | 2,778 |

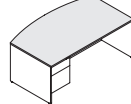
Specify the handle code (X, Y, N).

| | | | | |
|--|--|------------------|--------------|-------|
| Left single pedestal desks  | <i>1 pedestal on left with lock, 1 box drawer and 1 file drawer with suspension bar. Pencil tray. Recessed, full-height modesty panel.</i> | | | |
| | 72 x 36 x 29 | 1800 x 900 x 735 | 41_N-F3672S | 1,621 |
| | 72 x 30 x 29 | 1800 x 750 x 735 | 41_N-F3072S | 1,546 |
| | 66 x 30 x 29 | 1650 x 750 x 735 | 41_N-F3066S | 1,467 |
| | 60 x 30 x 29 | 1500 x 750 x 735 | 41_N-F3060S | 1,395 |
| | 48 x 30 x 29 | 1200 x 750 x 735 | 41_N-F3048S | 1,289 |
| | <i>Full-height pedestal option.</i> | | | |
| | 72 x 36 x 29 | 1800 x 900 x 735 | 41_N-UF3672S | 1,821 |
| | 72 x 30 x 29 | 1800 x 750 x 735 | 41_N-UF3072S | 1,746 |
| | 66 x 30 x 29 | 1650 x 750 x 735 | 41_N-UF3066S | 1,666 |

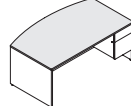
Specify the handle code (X, Y, N).

| | | | | |
|--|---|------------------|--------------|-------|
| Right single pedestal desks  | <i>1 pedestal on right with lock, 1 box drawer and 1 file drawer with suspension bar. Pencil tray. Recessed, full-height modesty panel.</i> | | | |
| | 72 x 36 x 29 | 1800 x 900 x 735 | 41_N-S3672F | 1,621 |
| | 72 x 30 x 29 | 1800 x 750 x 735 | 41_N-S3072F | 1,546 |
| | 66 x 30 x 29 | 1650 x 750 x 735 | 41_N-S3066F | 1,467 |
| | 60 x 30 x 29 | 1500 x 750 x 735 | 41_N-S3060F | 1,395 |
| | 48 x 30 x 29 | 1200 x 750 x 735 | 41_N-S3048F | 1,289 |
| | <i>Full-height pedestal option.</i> | | | |
| | 72 x 36 x 29 | 1800 x 900 x 735 | 41_N-S3672UF | 1,821 |
| | 72 x 30 x 29 | 1800 x 750 x 735 | 41_N-S3072UF | 1,746 |
| | 66 x 30 x 29 | 1650 x 750 x 735 | 41_N-S3066UF | 1,666 |

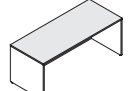
Specify the handle code (X, Y, N).

| | | | | |
|--|--|-------------------|---------------|-------|
| Left single pedestal bow front desk  | <i>1 pedestal on left with lock, 1 box drawer and 1 file drawer with suspension bar. Pencil tray. Recessed, full-height modesty panel.</i> | | | |
| | 72 x 42 x 29 | 1800 x 1050 x 735 | 41_N-F4272SA | 1,983 |
| | <i>Full height pedestal option.</i> | | | |
| | 72 x 42 x 29 | 1800 x 1050 x 735 | 41_N-UF4272SA | 2,184 |

Specify the handle code (X, Y, N).

| | | | | |
|---|---|-------------------|---------------|-------|
| Right single pedestal bow front desk  | <i>1 pedestal on right with lock, 1 box drawer and 1 file drawer with suspension bar. Pencil tray. Recessed, full-height modesty panel.</i> | | | |
| | 72 x 42 x 29 | 1800 x 1050 x 735 | 41_N-S4272FA | 1,983 |
| | <i>Full-height pedestal option.</i> | | | |
| | 72 x 42 x 29 | 1800 x 1050 x 735 | 41_N-S4272UFA | 2,184 |

Specify the handle code (X, Y, N).

| | | | | |
|--|---|------------------|--------------|-------|
| Desk shells  | <i>Recessed, full-height modesty panel. Can accommodate 1 or 2 pedestals.</i> | | | |
| | 72 x 36 x 29 | 1800 x 900 x 735 | 41NN-TDM3672 | 1,071 |
| | 72 x 30 x 29 | 1800 x 750 x 735 | 41NN-TDM3072 | 1,033 |
| | 66 x 30 x 29 | 1650 x 750 x 735 | 41NN-TDM3066 | 993 |
| | 60 x 30 x 29 | 1500 x 750 x 735 | 41NN-TDM3060 | 942 |



Corner modules

Full-height modesty panel. Grommet. Must be attached to another surface.

| W x D x H (in) | W x D x H (mm) | Code | Price (\$) |
|----------------|-------------------|--------------|------------|
| 48 x 48 x 29 | 1200 x 1200 x 735 | 41NN-CM4830S | 1,182 |
| 42 x 42 x 29 | 1050 x 1050 x 735 | 41NN-CM4224S | 1,047 |
| 36 x 36 x 29 | 900 x 900 x 735 | 41NN-CM3624S | 942 |
| 36 x 36 x 29 | 900 x 900 x 735 | 41NN-CM3618S | 942 |

Diagonal wood grain: change S to D, add 10% to the price.

Right extended corner modules – 24" D

1 grommet.

| Surface | R1 | R2 | Price (\$) |
|---------|--------------------|------------------|------------|
| 72"/36" | 24 3/4" (617.5 mm) | 26 1/4" (655 mm) | 1,411 |
| 66"/36" | 18 3/4" (467.5 mm) | 26 1/4" (655 mm) | 1,322 |

Specify panel legs (A, B).

Left extended corner modules – 24" D

1 grommet.

| Surface | R1 | R2 | Price (\$) |
|---------|--------------------|------------------|------------|
| 72"/36" | 24 3/4" (617.5 mm) | 26 1/4" (655 mm) | 1,411 |
| 66"/36" | 18 3/4" (467.5 mm) | 26 1/4" (655 mm) | 1,322 |

Specify panel legs (A, B).

Right extended corner modules – 20" D

1 grommet.

| Surface | R1 | R2 | Price (\$) |
|---------|------------------|------------------|------------|
| 72"/36" | 23 3/8" (608 mm) | 31 1/8" (799 mm) | 1,411 |
| 66"/36" | 18 3/8" (459 mm) | 31 1/8" (799 mm) | 1,322 |

Specify panel legs (A, B).

Left extended corner modules – 20" D

1 grommet.

| Surface | R1 | R2 | Price (\$) |
|---------|------------------|------------------|------------|
| 72"/36" | 23 3/8" (608 mm) | 31 1/8" (799 mm) | 1,411 |
| 66"/36" | 18 3/8" (459 mm) | 31 1/8" (799 mm) | 1,322 |

Specify panel legs (A, B).

Rectangular tables – 30" D

Full-height modesty panel. 1 grommet.

| W x D x H (in) | W x D x H (mm) | Code | Price (\$) |
|----------------|------------------|-------------|------------|
| 72 x 30 x 29 | 1800 x 750 x 735 | 41NN-DT3072 | 1,008 |
| 66 x 30 x 29 | 1650 x 750 x 735 | 41NN-DT3066 | 960 |
| 60 x 30 x 29 | 1500 x 750 x 735 | 41NN-DT3060 | 918 |
| 54 x 30 x 29 | 1350 x 750 x 735 | 41NN-DT3054 | 877 |
| 48 x 30 x 29 | 1200 x 750 x 735 | 41NN-DT3048 | 839 |
| 42 x 30 x 29 | 1050 x 750 x 735 | 41NN-DT3042 | 798 |
| 36 x 30 x 29 | 900 x 750 x 735 | 41NN-DT3036 | 758 |
| 30 x 30 x 29 | 750 x 750 x 735 | 41NN-DT3030 | 718 |
| 24 x 30 x 29 | 600 x 750 x 735 | 41NN-DT3024 | 669 |

Specify panel legs (A, B, C).

Rectangular tables – 24" D

Full-height modesty panel. 1 grommet.

| W x D x H (in) | W x D x H (mm) | Code | Price (\$) |
|----------------|------------------|-------------|------------|
| 72 x 24 x 29 | 1800 x 600 x 735 | 41NN-DT2472 | 973 |
| 66 x 24 x 29 | 1650 x 600 x 735 | 41NN-DT2466 | 926 |
| 60 x 24 x 29 | 1500 x 600 x 735 | 41NN-DT2460 | 885 |
| 54 x 24 x 29 | 1350 x 600 x 735 | 41NN-DT2454 | 847 |
| 48 x 24 x 29 | 1200 x 600 x 735 | 41NN-DT2448 | 805 |
| 42 x 24 x 29 | 1050 x 600 x 735 | 41NN-DT2442 | 766 |
| 36 x 24 x 29 | 900 x 600 x 735 | 41NN-DT2436 | 724 |
| 30 x 24 x 29 | 750 x 600 x 735 | 41NN-DT2430 | 677 |
| 24 x 24 x 29 | 600 x 600 x 735 | 41NN-DT2424 | 638 |

Specify panel legs (A, B, C).

Rectangular tables – 20" D

Full-height modesty panel. 1 grommet.

| W x D x H (in) | W x D x H (mm) | Code | Price (\$) |
|----------------|------------------|-------------|------------|
| 72 x 20 x 29 | 1800 x 500 x 735 | 41NN-DT2072 | 935 |
| 66 x 20 x 29 | 1650 x 500 x 735 | 41NN-DT2066 | 896 |
| 60 x 20 x 29 | 1500 x 500 x 735 | 41NN-DT2060 | 856 |
| 54 x 20 x 29 | 1350 x 500 x 735 | 41NN-DT2054 | 813 |
| 48 x 20 x 29 | 1200 x 500 x 735 | 41NN-DT2048 | 773 |
| 42 x 20 x 29 | 1050 x 500 x 735 | 41NN-DT2042 | 731 |
| 36 x 20 x 29 | 900 x 500 x 735 | 41NN-DT2036 | 686 |
| 30 x 20 x 29 | 750 x 500 x 735 | 41NN-DT2030 | 645 |
| 24 x 20 x 29 | 600 x 500 x 735 | 41NN-DT2024 | 605 |

Specify panel legs (A, B, C).

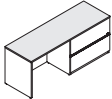
Asymmetrical tables – 30" D

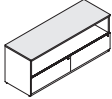
Full-height modesty panel. 1 grommet.

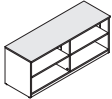
| Surface | R1 | Price (\$) |
|---------|------------------|------------|
| 54"/30" | 39 3/8" (992 mm) | 926 |
| 48"/30" | 33 3/8" (843 mm) | 885 |
| 42"/30" | 27 3/4" (692 mm) | 847 |
| 36"/30" | 21 3/8" (543 mm) | 805 |
| 30"/30" | 15 1/2" (394 mm) | 766 |

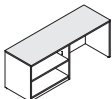
Specify panel legs (B, C).

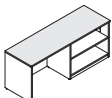


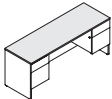
| | W x D x H (in) | W x D x H (mm) | Code | Price (\$) |
|---|---|------------------|--------------|------------|
| Right lateral file credenzas  | <i>2 file drawers on right with suspension bars. Lock. Grommet on back.</i> | | | |
| | 72 x 24 x 29 | 1800 x 600 x 735 | 41_N-S2472LF | 1,988 |
| | 66 x 24 x 29 | 1650 x 600 x 735 | 41_N-S2466LF | 1,910 |
| | 60 x 24 x 29 | 1500 x 600 x 735 | 41_N-S2460LF | 1,829 |
| | 72 x 20 x 29 | 1800 x 500 x 735 | 41_N-S2072LF | 1,829 |
| | 66 x 20 x 29 | 1650 x 500 x 735 | 41_N-S2066LF | 1,738 |
| | 60 x 20 x 29 | 1500 x 500 x 735 | 41_N-S2060LF | 1,702 |
| Specify the handle code (X, Y, L). | | | | |

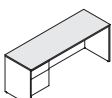
| | W x D x H (in) | W x D x H (mm) | Code | Price (\$) |
|---|---|------------------|--------------|------------|
| Lateral file credenzas  | <i>Open space on top and 2 file drawers on bottom with suspension bars. Locks. Grommet on back. Optional counterweights to meet BIFMA standards, refer to page 108.</i> | | | |
| | 72 x 24 x 29 | 1800 x 600 x 735 | 41_N-SLF2472 | 1,926 |
| | 72 x 20 x 29 | 1800 x 500 x 735 | 41_N-SLF2072 | 1,738 |
| Specify the handle code (X, Y, L). | | | | |

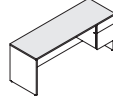
| | W x D x H (in) | W x D x H (mm) | Code | Price (\$) |
|--|---|------------------|---------------|------------|
| Open bookcase credenzas  | <i>1 adjustable shelf on each side.</i> | | | |
| | 72 x 24 x 29 | 1800 x 600 x 735 | 41NN-BE2472BE | 1,669 |
| | 72 x 20 x 29 | 1800 x 500 x 735 | 41NN-BE2072BE | 1,585 |

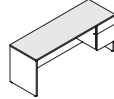
| | W x D x H (in) | W x D x H (mm) | Code | Price (\$) |
|---|--|------------------|--------------|------------|
| Left open bookcase credenzas  | <i>Adjustable shelf. Full-height modesty panel. Grommet on back.</i> | | | |
| | 72 x 24 x 29 | 1800 x 600 x 735 | 41NN-BE2472S | 1,538 |
| | 72 x 20 x 29 | 1800 x 500 x 735 | 41NN-BE2072S | 1,452 |

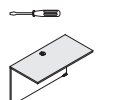
| | W x D x H (in) | W x D x H (mm) | Code | Price (\$) |
|--|--|------------------|--------------|------------|
| Right open bookcase credenzas  | <i>Adjustable shelf. Full-height modesty panel. Grommet on back.</i> | | | |
| | 72 x 24 x 29 | 1800 x 600 x 735 | 41NN-S2472BE | 1,538 |
| | 72 x 20 x 29 | 1800 x 500 x 735 | 41NN-S2072BE | 1,452 |

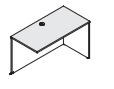
| | W x D x H (in) | W x D x H (mm) | Code | Price (\$) |
|--|---|------------------|---------------|------------|
| Double pedestal credenzas  | <i>2 pedestals with locks, 2 box drawers and 2 file drawers with suspension bars. Pencil tray. Grommet on back.</i> | | | |
| | 72 x 24 x 29 | 1800 x 600 x 735 | 41_N-F2472F | 1,910 |
| | 66 x 24 x 29 | 1650 x 600 x 735 | 41_N-F2466F | 1,877 |
| | 60 x 24 x 29 | 1500 x 600 x 735 | 41_N-F2460F | 1,847 |
| | 72 x 20 x 29 | 1800 x 500 x 735 | 41_N-F2072F | 1,738 |
| | 66 x 20 x 29 | 1650 x 500 x 735 | 41_N-F2066F | 1,709 |
| | 60 x 20 x 29 | 1500 x 500 x 735 | 41_N-F2060F | 1,676 |
| | <i>2 full-height pedestals option.</i> | | | |
| | 72 x 24 x 29 | 1800 x 600 x 735 | 41_N-UF2472FF | 2,312 |
| | 66 x 24 x 29 | 1650 x 600 x 735 | 41_N-UF2466FF | 2,278 |
| | 60 x 24 x 29 | 1500 x 600 x 735 | 41_N-UF2460FF | 2,246 |
| 72 x 20 x 29 | 1800 x 500 x 735 | 41_N-UF2072FF | 2,138 | |
| 66 x 20 x 29 | 1650 x 500 x 735 | 41_N-UF2066FF | 2,110 | |
| 60 x 20 x 29 | 1500 x 500 x 735 | 41_N-UF2060FF | 2,078 | |
| Specify the handle code (X, Y, N). | | | | |

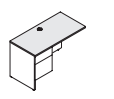
| | W x D x H (in) | W x D x H (mm) | Code | Price (\$) |
|---|--|------------------|-------------|------------|
| Left single pedestal credenzas  | <i>1 pedestal on left with lock, 1 box drawer and 1 file drawer with suspension bar. Pencil tray. Grommet on back.</i> | | | |
| | 72 x 24 x 29 | 1800 x 600 x 735 | 41_N-F2472S | 1,459 |
| | 66 x 24 x 29 | 1650 x 600 x 735 | 41_N-F2466S | 1,426 |
| | 60 x 24 x 29 | 1500 x 600 x 735 | 41_N-F2460S | 1,395 |
| | 72 x 20 x 29 | 1800 x 500 x 735 | 41_N-F2072S | 1,357 |
| | 66 x 20 x 29 | 1650 x 500 x 735 | 41_N-F2066S | 1,328 |
| | 60 x 20 x 29 | 1500 x 500 x 735 | 41_N-F2060S | 1,298 |
| Specify the handle code (X, Y, N). | | | | |


| | W x D x H (in) | W x D x H (mm) | Code | Price (\$) |
|---|-------------------------------------|------------------|--------------|------------|
| Left single pedestal credenzas (cont'd)  | <i>Full-height pedestal option.</i> | | | |
| | 72 x 24 x 29 | 1800 x 600 x 735 | 41_N-UF2472S | 1,660 |
| | 66 x 24 x 29 | 1650 x 600 x 735 | 41_N-UF2466S | 1,627 |
| | 60 x 24 x 29 | 1500 x 600 x 735 | 41_N-UF2460S | 1,596 |
| | 72 x 20 x 29 | 1800 x 500 x 735 | 41_N-UF2072S | 1,557 |
| | 66 x 20 x 29 | 1650 x 500 x 735 | 41_N-UF2066S | 1,528 |
| | 60 x 20 x 29 | 1500 x 500 x 735 | 41_N-UF2060S | 1,499 |
| Specify the handle code (X, Y, N). | | | | |

| | W x D x H (in) | W x D x H (mm) | Code | Price (\$) |
|---|---|------------------|--------------|------------|
| Right single pedestal credenzas  | <i>1 pedestal on right with lock, 1 box drawer and 1 file drawer with suspension bar. Pencil tray. Grommet on back.</i> | | | |
| | 72 x 24 x 29 | 1800 x 600 x 735 | 41_N-S2472F | 1,459 |
| | 66 x 24 x 29 | 1650 x 600 x 735 | 41_N-S2466F | 1,426 |
| | 60 x 24 x 29 | 1500 x 600 x 735 | 41_N-S2460F | 1,395 |
| | 72 x 20 x 29 | 1800 x 500 x 735 | 41_N-S2072F | 1,357 |
| | 66 x 20 x 29 | 1650 x 500 x 735 | 41_N-S2066F | 1,328 |
| | 60 x 20 x 29 | 1500 x 500 x 735 | 41_N-S2060F | 1,298 |
| | <i>Full-height pedestal option.</i> | | | |
| | 72 x 24 x 29 | 1800 x 600 x 735 | 41_N-S2472UF | 1,660 |
| | 66 x 24 x 29 | 1650 x 600 x 735 | 41_N-S2466UF | 1,627 |
| 60 x 24 x 29 | 1500 x 600 x 735 | 41_N-S2460UF | 1,596 | |
| 72 x 20 x 29 | 1800 x 500 x 735 | 41_N-S2072UF | 1,557 | |
| 66 x 20 x 29 | 1650 x 500 x 735 | 41_N-S2066UF | 1,528 | |
| 60 x 20 x 29 | 1500 x 500 x 735 | 41_N-S2060UF | 1,499 | |
| Specify the handle code (X, Y, N). | | | | |




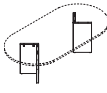










| | W x D x H (in) | W x D x H (mm) | Code | Price (\$) |
|---|--|------------------|-------------|------------|
| Bridge-returns  | <i>Full-height modesty panel. 1 grommet.</i> | | | |
| | 48 x 24 x 29 | 1200 x 600 x 735 | 41NN-BR2448 | 540 |
| | 42 x 24 x 29 | 1050 x 600 x 735 | 41NN-BR2442 | 510 |
| | 36 x 24 x 29 | 900 x 600 x 735 | 41NN-BR2436 | 476 |
| | 48 x 20 x 29 | 1200 x 500 x 735 | 41NN-BR2048 | 490 |
| | 42 x 20 x 29 | 1050 x 500 x 735 | 41NN-BR2042 | 459 |
| | 36 x 20 x 29 | 900 x 500 x 735 | 41NN-BR2036 | 427 |



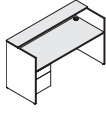

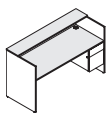



| | W x D x H (in) | W x D x H (mm) | Code | Price (\$) |
|---|---|------------------|-------------|------------|
| Return shells  | <i>Reversible. 1 grommet. Can accommodate 1 pedestal.</i> | | | |
| | 48 x 24 x 29 | 1200 x 600 x 735 | 41NN-R2448S | 620 |
| | 42 x 24 x 29 | 1050 x 600 x 735 | 41NN-R2442S | 580 |
| | 48 x 20 x 29 | 1200 x 500 x 735 | 41NN-R2048S | 563 |
| | 42 x 20 x 29 | 1050 x 500 x 735 | 41NN-R2042S | 525 |

| | W x D x H (in) | W x D x H (mm) | Code | Price (\$) |
|--|--|------------------|--------------|------------|
| Left executive returns  | <i>1 pedestal on left with lock, 1 box drawer and 1 file drawer with suspension bar. Pencil tray. Grommet.</i> | | | |
| | 48 x 24 x 29 | 1200 x 600 x 735 | 41_N-F2448R | 1,193 |
| | 42 x 24 x 29 | 1050 x 600 x 735 | 41_N-F2442R | 1,127 |
| | 48 x 20 x 29 | 1200 x 500 x 735 | 41_N-F2048R | 1,138 |
| | 42 x 20 x 29 | 1050 x 500 x 735 | 41_N-F2042R | 1,102 |
| | <i>Full-height pedestal option.</i> | | | |
| | 48 x 24 x 29 | 1200 x 600 x 735 | 41_N-UF2448R | 1,394 |
| | 42 x 24 x 29 | 1050 x 600 x 735 | 41_N-UF2442R | 1,329 |
| | 48 x 20 x 29 | 1200 x 500 x 735 | 41_N-UF2048R | 1,337 |
| | 42 x 20 x 29 | 1050 x 500 x 735 | 41_N-UF2042R | 1,304 |
| Specify the handle code (X, Y, N). | | | | |

| | W x D x H (in) | W x D x H (mm) | Code | Price (\$) |
|---|---|------------------|-------------|------------|
| Right executive returns  | <i>1 pedestal on right with lock, 1 box drawer and 1 file drawer with suspension bar. Pencil tray. Grommet.</i> | | | |
| | 48 x 24 x 29 | 1200 x 600 x 735 | 41_N-R2448F | 1,193 |
| | 42 x 24 x 29 | 1050 x 600 x 735 | 41_N-R2442F | 1,127 |
| | 48 x 20 x 29 | 1200 x 500 x 735 | 41_N-R2048F | 1,138 |
| | 42 x 20 x 29 | 1050 x 500 x 735 | 41_N-R2042F | 1,102 |
| Specify the handle code (X, Y, N). | | | | |



| | W x D x H (in) | W x D x H (mm) | Code | Price (\$) |
|---|---|------------------|----------------------|--|
| Cross bases | <i>1½" thermofused laminate.</i> | | | |
|  | 22 x 22 x 28 | 555 x 555 x 710 | LGC-CR22 | 532 |
|  | 27 x 27 x 28 | 680 x 680 x 710 | LGC-CR27 | 590 |
| | 33 x 33 x 28 | 825 x 825 x 710 | LGC-CR33 | 669 |
| V-bases | <i>1½" thermofused laminate.</i> | | | |
|  | 18 x 18 x 28 | 450 x 450 x 710 | LGC-2V18 | (pair) 849 |
|  | | | | |
| Drum base | 18 x 18 x 28 | 460 x 460 x 710 | LGC-DB19 |  1,249 |
|  | | | | |
| Leg | <i>Black steel leg.</i> | | | |
|  | 6 x 6 x 28 | 150 x 150 x 710 | LGC-TL NNN | (each) 396 |
| Printer table | <i>1 height adjustable sliding shelf. Grommet on modesty panel.</i> | | | |
|  | 30 x 24 x 29 | 750 x 600 x 735 | 41NN-2430PS | 998 |
| Coffee table | 22 x 22 x 18 | 550 x 550 x 450 | 41NN-ST222218 | 540 |
|  | | | | |
|  | | | | |
| Magazine table | 48 x 22 x 18 | 1200 x 550 x 450 | 41NN-ST224818 | 580 |
|  | | | | |
|  | | | | |
| Mobile serving carts | <i>1 sliding shelf, 1 box drawer. Pencil tray. 1 door. 1 shelf.</i> | | | |
|  | 20 x 21 x 36 | 500 x 520 x 900 | 41_N-MS212036 | 1,298 |
| | Specify the handle code (X, Y, L). | | | |
|  | <i>1 sliding shelf, 2 box drawers. Pencil tray. 2 doors. 2 shelves.</i> | | | |
| | 36 x 21 x 36 | 900 x 520 x 900 | 41_N-MS213636 | 2,014 |
| | Specify the handle code (X, Y, L). | | | |

| | W x D x H (in) | W x D x H (mm) | Code | Price (\$) |
|--|--|-------------------|----------------------|--------------|
| Marker board | <i>Non-magnetic surface for use with dry-erase markers. Eraser tray along bottom of board. Inside face of doors covered in natural cork. Hooks for paper pad. 180° hinges.</i> | | | |
|  | 54 x 5 x 41¼ | 1368 x 130 x 1049 | 41_N-VBX4054 | 2,081 |
| | Specify the handle code (X, Y, L). | | | |
| Lectern | <i>1 fixed shelf. 1 grommet. 4 casters, 2 with brakes.</i> | | | |
|  | 24 x 18 x 44 | 600 x 450 x 1112 | 41NN-LC181844 | 1,161 |
| Right reception desks | <i>Desk with pedestal on left, 1 box drawer and 1 file drawer with suspension bar. Lock. Pencil tray. 2 grommets. Full-height modesty panel.</i> | | | |
|  | 72 x 30 x 42 | 1800 x 750 x 1050 | 41_N-GF3072S | 2,161 |
| | Specify the handle code (X, Y, N). | | | |
|  | <i>Right return with pedestal on right, 1 box drawer and 1 file drawer with suspension bar. Lock. Pencil tray. 1 grommet. Full-height modesty panel.</i> | | | |
| | 48 x 24 x 42 | 1200 x 600 x 1050 | 41_N-GR2448F | 1,411 |
| | 42 x 24 x 42 | 1050 x 600 x 1050 | 41_N-GR2442F | 1,379 |
| | Specify the handle code (X, Y, N). | | | |
| Left reception desks | <i>Desk with pedestal on right, 1 box drawer and 1 file drawer with suspension bar. Lock. Pencil tray. 2 grommets. Full-height modesty panel.</i> | | | |
|  | 72 x 30 x 42 | 1800 x 750 x 1050 | 41_N-GS3072F | 2,161 |
| | Specify the handle code (X, Y, N). | | | |
|  | <i>Left return with pedestal on left, 1 box drawer and 1 file drawer with suspension bar. Lock. Pencil tray. 1 grommet. Full-height modesty panel.</i> | | | |
| | 48 x 24 x 42 | 1200 x 600 x 1050 | 41_N-GF2448R | 1,411 |
| | 42 x 24 x 42 | 1050 x 600 x 1050 | 41_N-GF2442R | 1,379 |
| | Specify the handle code (X, Y, N). | | | |
| Additional legs | <i>1 full leg. For AT, DT and CM tables.</i> | | | |
|  | 30 x 1 x 27½ | 750 x 25 x 698 | 4NNN-L30 | 217 |
| | 24 x 1 x 27½ | 600 x 25 x 698 | 4NNN-L24 | 203 |
| | 20 x 1 x 27½ | 500 x 25 x 698 | 4NNN-L20 | 185 |
| Additional legs | <i>1 recessed leg. For AT, DT and CM tables.</i> | | | |
|  | 13 x 1 x 27½ | 340 x 25 x 698 | 4NNN-L12 | 168 |

BASE OPTIONS / QUANTITY

| | Top Lengths | LGC-CR22 | LGC-CR27 | LGC-CR33 | LGC-2V18 | LGC-DB19 | LGC-TL* |
|-----------|-------------|----------|----------|----------|----------|----------|---------|
| 36" DEPTH | 36" | 1 | | | | 1 | 4 |
| | 72" | 2 | | | 1 | 2 | 4 |
| 42" DEPTH | 42" | | 1 | | | | 4 |
| 48" DEPTH | 48" | | | 1 | | | 4 |
| | 96" | | | 2 | 1 | 2 | 4 |
| | 120" | | | 3 | 1+1 CR33 | 3 | 6 |
| | 144" | | | 3 | 1+1 CR33 | 3 | 6 |

* Not compatible with round tops.

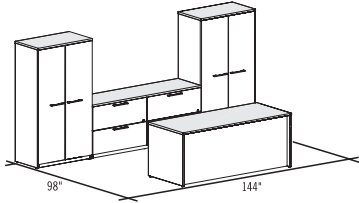
 = QUICKSHIP PROGRAM

 = ASSEMBLY REQUIRED



SUGGESTIONS

41_N-PLAN01



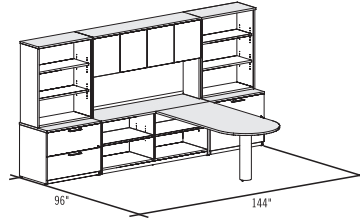
Plan shown in Concept 400E Flyer:

QS41YN-PLAN01 **\$7,776**

- 1 QS41YN-F3072S
- 1 QS41YN-LF2072LF
- 2 QS41YN-203665B

Imperia pull (Y).

41_N-PLAN06



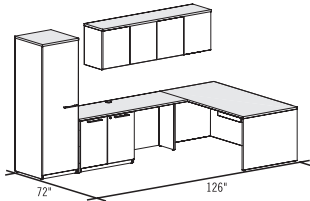
Plan shown in Concept 400E Flyer:

QS41XN-PLAN06 **\$9,309**

- 1 QS41NN-BU3672
- 1 QS41NN-BE2472BE
- 2 QS41XN-2436LF
- 2 QSM1NNN-EB364416
- 1 QS41NN-E724416P

Suasa pull (X).

41_N-PLAN02



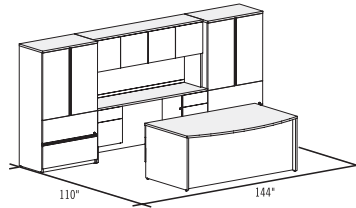
Plan shown in Concept 400E Flyer:

QS41YN-PLAN02 **\$6,619**

- 1 QS41NN-TDM3072
- 1 QS41NN-DT2472B
- 1 QS4NYN-1836BL
- 1 QS41YN-242473BL
- 1 QS41NN-EM722216P

Imperia pull (Y).

41_N-PLAN07

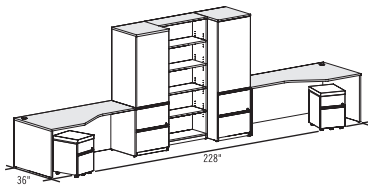


Not shown in Concept 400E Flyer:

QS41_N-PLAN07 **\$10,485**

- 1 QS41_N-F4272FA
- 1 QS41_N-F2072F
- 1 QS41NN-E723616P
- 2 QS41_N-203665LFB

41_N-PLAN03



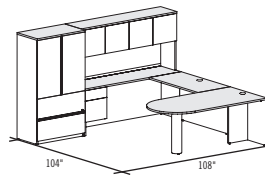
Plan shown in Concept 400E Flyer:

QS41LN-PLAN03 **\$13,901**

- 1 QS41NN-CM367224A
- 1 QS41NN-CM723624A
- 2 QS4NLN-MP1518F
- 2 QSLGC-CU1518
- 1 QS41LN-242473FBR
- 1 QS41LN-242473FBL
- 1 QS41NN-B367314
- 2 QSLGC-SUP2ECPLS

Linear pull (L).

41_N-PLAN08

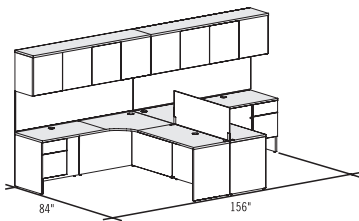


Not shown in Concept 400E Flyer:

QS41_N-PLAN08 **\$7,023**

- 1 QS41NN-BT3672
- 1 QS41NN-BR2448
- 1 QS41_N-F2072S
- 1 QS41NN-E723616P
- 1 QS41_N-203665LFB

41_N-PLAN04



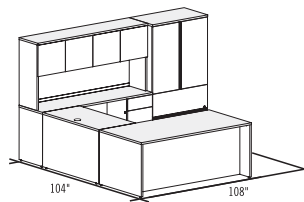
Plan shown in Concept 400E Flyer:

QS41LN-PLAN04 **\$10,843**

- 1 QS41LN-F2442R
- 2 QS41NN-CM3624D
- 2 QS41NN-R2448S
- 1 QS41LN-R2442F
- 2 QS41NN-EM782216P
- 2 QSLGC-TK7821M
- 1 QSCNNN-SCT4818

Linear pull (L).

41_N-PLAN09

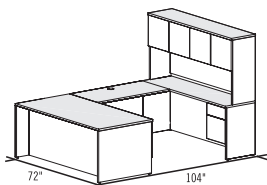


Not shown in Concept 400E Flyer:

QS41_N-PLAN09 **\$7,489**

- 1 QS41_N-F3672S
- 1 QS41NN-BR2448
- 1 QS41_N-S2072F
- 1 QS41NN-E723616P
- 1 QS41_N-203665LFB

41_N-PLAN05



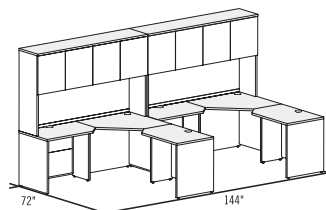
Plan shown in Concept 400E Flyer:

QS41LN-PLAN05 **\$5,097**

- 1 QS41LN-F3672S
- 1 QS41NN-BR2448
- 1 QS41LN-S2072F
- 1 QS41NN-E723616P

Linear pull (L).

41_N-PLAN10



Not shown in Concept 400E Flyer:

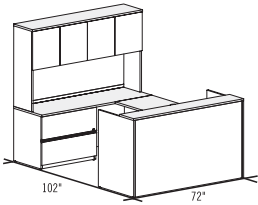
QS41_N-PLAN10 **\$9,991**

- 2 QS41NN-CM3618S
- 2 QS41NN-AT243618B
- 2 QS41NN-AT183624B
- 2 QS41NN-E723616P
- 2 QS4N_N-F



SUGGESTIONS

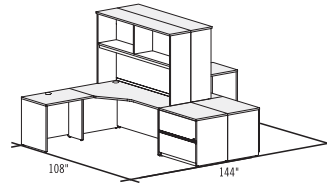
41_N-PLAN11



Not shown in Concept 400E Flyer:

| | |
|----------------------|----------------|
| QS41_N-PLAN11 | \$6,433 |
| 1 QS41_N-GS3072F | |
| 1 QS41NN-BR2448 | |
| 1 QS41_N-LF2472S | |
| 1 QS41NN-E724416P | |

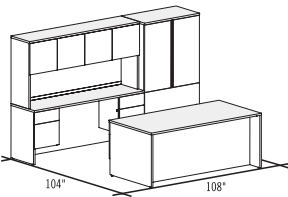
41_N-PLAN14



Not shown in Concept 400E Flyer:

| | |
|----------------------|----------------|
| QS41_N-PLAN14 | \$9,991 |
| 1 QS41NN-CM367224A | |
| 1 QS41NN-CM723624A | |
| 2 QS41NN-DT2436B | |
| 2 QS41NN-E724416 | |
| 2 QS41_N-2436LF | |

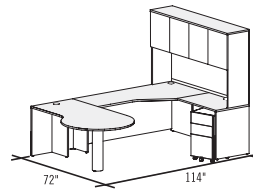
41_N-PLAN12



Not shown in Concept 400E Flyer:

| | |
|----------------------|----------------|
| QS41_N-PLAN12 | \$7,729 |
| 1 QS41_N-F3672F | |
| 1 QS41_N-F2072F | |
| 1 QS41NN-E723616P | |
| 1 QS41_N-203665LFB | |

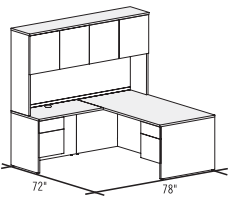
41_N-PLAN15



Not shown in Concept 400E Flyer:

| | |
|----------------------|----------------|
| QS41_N-PLAN15 | \$6,319 |
| 1 QS41NN-PT3072 | |
| 1 QS41NN-CM723624B | |
| 1 QS41NN-DT2436B | |
| 1 QS41NN-E724416P | |
| 1 QS4N_N-MP1518UF | |

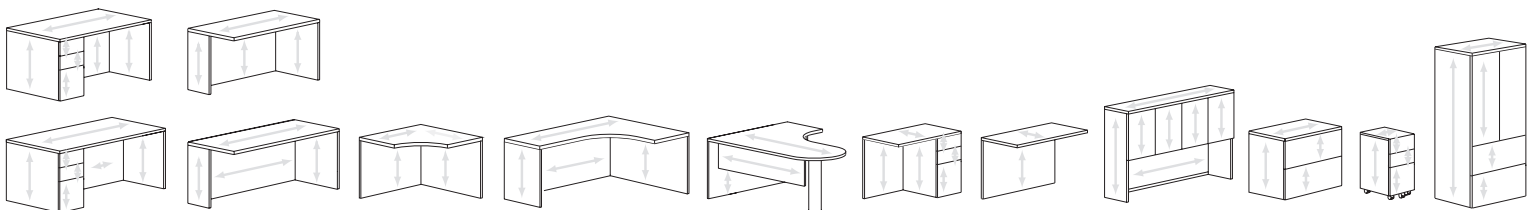
41_N-PLAN13



Not shown in Concept 400E Flyer:

| | |
|----------------------|----------------|
| QS41_N-PLAN13 | \$4,578 |
| 1 QS41_N-S3672F | |
| 1 QS41_N-F2442R | |
| 1 QS41NN-E784416P | |

TYPICAL WOOD GRAIN DIRECTION FOR CONCEPT 400E:



CONCEPT 300



LACASSE'S CONCEPT 300 IS A FURNITURE COLLECTION OF OUTSTANDING VALUE

This collection combines function, quality and durability. Find everything you need to create a small touch-down office or any large high-performance work environments! The shapes and components of Concept 300 are true values and thanks to its design, Concept 300 will remain timeless over the years. Concept 300 offers a vast portfolio of products and is the best quality / price furniture solution built under the Lacasse seal of quality!

GENERAL SPECIFICATIONS

CONSTRUCTION

Casegoods are made of particleboard panels finished on both sides with mar-resistant high-performance thermofused laminate (45 lbs/ft³), also called TFL.

EDGEBANDING

Most Concept 300 components are finished with a 1/16" (1,5 mm) ABS smooth edging. All edges are finished.

DRAWERS AND DOORS

All drawers are built for trouble-free performance;

- Black full extension ball bearing suspensions.
- 100 lbs (45 kg) load capacity for box and file drawers.
- 150 lbs (68 kg) load capacity for lateral file drawers.
- PVC top rails on lateral file drawers for hanging folders.
- Standard interlock system where required.

Doors on storage furniture;

- 120° hinges on doors.

HANDLES

Two choices of metal handles available in Silver finish: Square (E) or Round (F).

LOCKS

Silver cam locks are standard on drawers and storage furniture. In case of a product with a multiple drawer configuration, the lock controls all drawers. A key-alike option is also available upon request (contact Groupe Lacasse Customer Service).

LEVELERS

Levelers allow up to 1" (25 mm) height adjustment.

UNASSEMBLED ITEMS

Products delivered unassembled are identified by a pictogram.

DIMENSIONS

Metric dimensions are exact; imperial dimensions are nominal (unless otherwise specified).

TECHNICAL FEATURES

- Most of the 29" H (735 mm) products from the Concept 300 collection have a 1" (27 mm) recessed back panel which allows the furniture to be installed against a wall with a power outlet.
- On low-profile credenzas, desks and returns, the recessed full-height back panel overlaps the exterior side panels.
- Drawer fronts of 29" H (735 mm) storage units and doors of hutches have a non-continuous horizontal wood grain direction.

PEDESTAL WITH INNER DRAWERS

Pedestal with full-height front concealing a box drawer with pencil tray and a file drawer with suspension bar.



DESKS

- Modesty panels on desks are recessed 6" (150 mm); except modesty panels on bow front desks with metal pedestals which are recessed 9" (225 mm).
- Desks have a 3/4 height modesty panel which overlaps the exterior side panels, except furniture with low-profile pedestals.
- To change to a full-height modesty panel, specify .4 at the end of the product code and add a \$77 list upcharge.

TABLES AND CREDENZAS

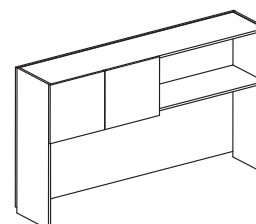
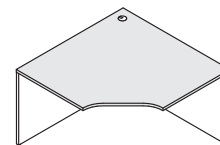
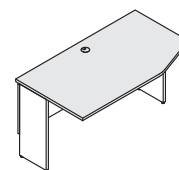
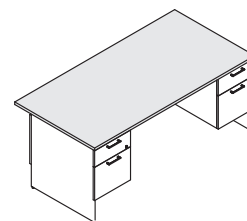
- Back panels are recessed 1" (27 mm).
- Products have a 3/4 height modesty panel which overlaps the exterior side panels.
- Full-width or recessed leg panels on DT tables must be specified in left- or right-hand side version.
- To change to a full-height back panel, specify .4 at the end of the product code and add a \$81 list upcharge.

CORNER MODELS

- Symmetrical corner module: Full-height side panels. The corner module must be attached to another work surface on each side.
- Extended corner module: The 3/4 height back panel overlaps the extended portion of the module and is recessed 1" (27 mm).

HUTCHES

- Hutches have a back panel which overlaps the exterior side panels.
- All hutches are equipped at work surface height with a full-width access to accommodate electrical wires.
- A regular grommet (round and black) is also provided on the back panel of the hutch to accommodate an optional task light unit.
- Clearance under hutches range from 18 5/8" to 26 1/2" (473 to 673 mm) depending on the model.






EDGEBANDING

Furniture with 1" (25 mm) thick tops.

N Edge




Smooth, 1/16" (1,5 mm) thick edge.


The N edge is matched with the finish specified for the surface.

HANDLES

Two choices of metal handles available in Silver finish:




E – Square, Silver



F – Round, Silver

LEG



V – Round, Silver

CODIFICATION

| Series | Options | | |
|--------|---------------------------|---------------|-------------------------------------|
| | Thickness | Edgbanding | Handles |
| 3 | 1 Thermofused laminate 1" | N Smooth edge | E Square, Silver F Round, Silver |

LACASSE QUICKSHIP PROGRAM*

Products and suggested layouts identified by this pictogram are part of the Lacasse quick delivery program.

Please refer to page 3 for complete program details.

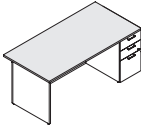
* Due to current market conditions, always refer to our Lead-Time Guide for a confirmation of our current Lacasse QuickShip lead-times.

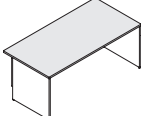


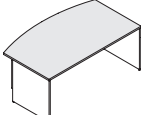
| | W x D x H (in) | W x D x H (mm) | Code | All Laminate (\$) |
|--|--|------------------|---------------|-------------------|
| DESKS | | | | |
| Double pedestal desks | <i>2 pedestals with locks. 2 box drawers and 2 file drawers with suspension bars. Pencil tray. Recessed 3/4 height modesty panel.</i> | | | |
| | 72 x 36 x 29 | 1800 x 900 x 735 | 31N_-F3672F | 1,918 |
| | 72 x 30 x 29 | 1800 x 750 x 735 | 31N_-F3072F | 1,854 |
| | 66 x 30 x 29 | 1650 x 750 x 735 | 31N_-F3066F | 1,772 |
| | 60 x 30 x 29 | 1500 x 750 x 735 | 31N_-F3060F | 1,709 |
| | Specify the handle code (E, F). | | | |
| Double pedestal desks – inner drawers | <i>2 pedestals with locks. Pedestals with full-height fronts concealing 2 box drawers and 2 file drawers with suspension bars. Pencil tray. Recessed 3/4 height modesty panel.</i> | | | |
| | 72 x 36 x 29 | 1800 x 900 x 735 | 31N_-IF3672IF | 1,749 |
| | 72 x 30 x 29 | 1800 x 750 x 735 | 31N_-IF3072IF | 1,684 |
| | 66 x 30 x 29 | 1650 x 750 x 735 | 31N_-IF3066IF | 1,612 |
| | 60 x 30 x 29 | 1500 x 750 x 735 | 31N_-IF3060IF | 1,538 |
| | Specify the handle code (E, F). | | | |
| Double pedestal desks – low profile | <i>2 pedestals with locks. 2 box drawers and 3 file drawers with suspension bars. Pencil tray. Recessed, full-height modesty panel.</i> | | | |
| | 72 x 36 x 29 | 1800 x 900 x 735 | 31N_-UF3672FF | 2,376 |
| | 72 x 30 x 29 | 1800 x 750 x 735 | 31N_-UF3072FF | 2,296 |
| | 66 x 30 x 29 | 1650 x 750 x 735 | 31N_-UF3066FF | 2,231 |
| | 60 x 30 x 29 | 1500 x 750 x 735 | 31N_-UF3060FF | 2,167 |
| | Specify the handle code (E, F). | | | |
| Left single pedestal desks | <i>1 pedestal on left with lock. 1 box drawer and 1 file drawer with suspension bar. Pencil tray. Recessed 3/4 height modesty panel.</i> | | | |
| | 72 x 36 x 29 | 1800 x 900 x 735 | 31N_-F3672S | 1,445 |
| | 72 x 30 x 29 | 1800 x 750 x 735 | 31N_-F3072S | 1,364 |
| | 66 x 30 x 29 | 1650 x 750 x 735 | 31N_-F3066S | 1,298 |
| | 60 x 30 x 29 | 1500 x 750 x 735 | 31N_-F3060S | 1,232 |
| | 48 x 30 x 29 | 1200 x 750 x 735 | 31N_-F3048S | 1,144 |
| | Specify the handle code (E, F). | | | |

| | W x D x H (in) | W x D x H (mm) | Code | All Laminate (\$) |
|--|--|------------------|--------------|-------------------|
| Right single pedestal desks | <i>1 pedestal on right with lock. 1 box drawer and 1 file drawer with suspension bar. Pencil tray. Recessed 3/4 height modesty panel.</i> | | | |
| | 72 x 36 x 29 | 1800 x 900 x 735 | 31N_-S3672F | 1,445 |
| | 72 x 30 x 29 | 1800 x 750 x 735 | 31N_-S3072F | 1,364 |
| | 66 x 30 x 29 | 1650 x 750 x 735 | 31N_-S3066F | 1,298 |
| | 60 x 30 x 29 | 1500 x 750 x 735 | 31N_-S3060F | 1,232 |
| | 48 x 30 x 29 | 1200 x 750 x 735 | 31N_-S3048F | 1,144 |
| | Specify the handle code (E, F). | | | |
| Left single pedestal desks – inner drawers | <i>1 pedestal on left with lock. Pedestal with full-height front concealing 1 box drawer and 1 file drawer with suspension bar. Pencil tray. Recessed 3/4 height modesty panel.</i> | | | |
| | 72 x 36 x 29 | 1800 x 900 x 735 | 31N_-IF3672S | 1,282 |
| | 72 x 30 x 29 | 1800 x 750 x 735 | 31N_-IF3072S | 1,211 |
| | 66 x 30 x 29 | 1650 x 750 x 735 | 31N_-IF3066S | 1,152 |
| | 60 x 30 x 29 | 1500 x 750 x 735 | 31N_-IF3060S | 1,088 |
| | 48 x 30 x 29 | 1200 x 750 x 735 | 31N_-IF3048S | 998 |
| | Specify the handle code (E, F). | | | |
| Right single pedestal desks – inner drawers | <i>1 pedestal on right with lock. Pedestal with full-height front concealing 1 box drawer and 1 file drawer with suspension bar. Pencil tray. Recessed 3/4 height modesty panel.</i> | | | |
| | 72 x 36 x 29 | 1800 x 900 x 735 | 31N_-S3672IF | 1,282 |
| | 72 x 30 x 29 | 1800 x 750 x 735 | 31N_-S3072IF | 1,211 |
| | 66 x 30 x 29 | 1650 x 750 x 735 | 31N_-S3066IF | 1,152 |
| | 60 x 30 x 29 | 1500 x 750 x 735 | 31N_-S3060IF | 1,088 |
| | 48 x 30 x 29 | 1200 x 750 x 735 | 31N_-S3048IF | 998 |
| | Specify the handle code (E, F). | | | |
| Left single pedestal desks – low profile | <i>1 pedestal on left with lock. 2 box drawers and 1 file drawer with suspension bar. Pencil tray. Recessed, full-height modesty panel.</i> | | | |
| | 72 x 36 x 29 | 1800 x 900 x 735 | 31N_-UF3672S | 1,702 |
| | 72 x 30 x 29 | 1800 x 750 x 735 | 31N_-UF3072S | 1,635 |
| | 66 x 30 x 29 | 1650 x 750 x 735 | 31N_-UF3066S | 1,564 |
| | 60 x 30 x 29 | 1500 x 750 x 735 | 31N_-UF3060S | 1,490 |
| | 48 x 30 x 29 | 1200 x 750 x 735 | 31N_-UF3048S | 1,384 |
| | Specify the handle code (E, F). | | | |

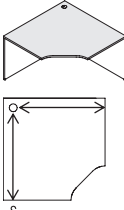


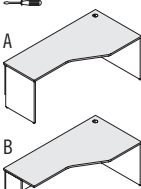
| | W x D x H (in) | W x D x H (mm) | Code | All Laminate (\$) |
|--|--|------------------|---------------------|-------------------|
| Right single pedestal desks – low profile | <i>1 pedestal on right with lock. 2 box drawers and 1 file drawer with suspension bar. Pencil tray. Recessed, full-height modesty panel.</i> | | | |
|  | 72 x 36 x 29 | 1800 x 900 x 735 | 31N_-S3672UF | 1,702 |
| | 72 x 30 x 29 | 1800 x 750 x 735 | 31N_-S3072UF | 1,635 |
| | 66 x 30 x 29 | 1650 x 750 x 735 | 31N_-S3066UF | 1,564 |
| | 60 x 30 x 29 | 1500 x 750 x 735 | 31N_-S3060UF | 1,490 |
| | 48 x 30 x 29 | 1200 x 750 x 735 | 31N_-S3048UF | 1,384 |
| | Specify the handle code (E, F). | | | |

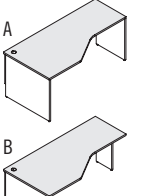
| | W x D x H (in) | W x D x H (mm) | Code | All Laminate (\$) |
|--|---|------------------|--------------------|-------------------|
| Desk shells | <i>Recessed 3/4 height modesty panel. Can accommodate 1 or 2 pedestals.</i> | | | |
|  | 72 x 36 x 29 | 1800 x 900 x 735 | 31NN-S3672S | 1,054 |
| | 72 x 30 x 29 | 1800 x 750 x 735 | 31NN-S3072S | 1,015 |
| | 66 x 30 x 29 | 1650 x 750 x 735 | 31NN-S3066S | 984 |
| | 60 x 30 x 29 | 1500 x 750 x 735 | 31NN-S3060S | 935 |
| | 48 x 30 x 29 | 1200 x 750 x 735 | 31NN-S3048S | 862 |

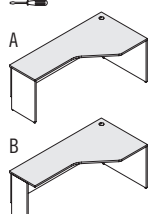
| | W x D x H (in) | W x D x H (mm) | Code | All Laminate (\$) |
|--|---|------------------|---------------------|-------------------|
| Bow front desks | <i>Recessed 3/4 height modesty panel. Can accommodate 1 or 2 pedestals.</i> | | | |
|  | 72 x 36 x 29 | 1800 x 900 x 735 | 31NN-S3672SA | 1,211 |
| | 72 x 30 x 29 | 1800 x 750 x 735 | 31NN-S3072SA | 1,169 |
| | 66 x 30 x 29 | 1650 x 750 x 735 | 31NN-S3066SA | 1,138 |
| | 60 x 30 x 29 | 1500 x 750 x 735 | 31NN-S3060SA | 1,080 |
| | 48 x 30 x 29 | 1200 x 750 x 735 | 31NN-S3048SA | 984 |

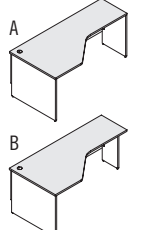
CORNER MODULES

| | W x D x H (in) | W x D x H (mm) | Code | All Laminate (\$) |
|---|---|----------------|---------------------|-------------------|
| Corner modules | <i>Full-height modesty panel. 1 grommet. Must be attached to another surface.</i> | | | |
|  | 48" x 48" | 1200 x 1200 | 31NN-CM4830S | 1,119 |
| | 42" x 42" | 1050 x 1050 | 31NN-CM4224S | 984 |
| | 36" x 36" | 900 x 900 | 31NN-CM3624S | 896 |
| | 36" x 36" | 900 x 900 | 31NN-CM3618S | 896 |

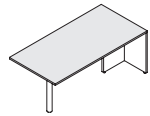
| | W x D x H (in) | W x D x H (mm) | Code | All Laminate (\$) |
|--|---|------------------|-----------------------|-------------------|
| Left extended corner modules – 24" D | <i>Recessed 3/4 height modesty panel on extended side. 1 grommet.</i> | | | |
|  | 72 x 36 x 29 | 1800 x 900 x 735 | 31NN-CM723624_ | 1,169 |
| | 66 x 36 x 29 | 1650 x 900 x 735 | 31NN-CM663624_ | 1,096 |
| | Specify panel legs (A, B). | | | |


| | W x D x H (in) | W x D x H (mm) | Code | All Laminate (\$) |
|--|---|------------------|-----------------------|-------------------|
| Right extended corner modules – 24" D | <i>Recessed 3/4 height modesty panel on extended side. 1 grommet.</i> | | | |
|  | 72 x 36 x 29 | 1800 x 900 x 735 | 31NN-CM367224_ | 1,169 |
| | 66 x 36 x 29 | 1650 x 900 x 735 | 31NN-CM366624_ | 1,096 |
| | Specify panel legs (A, B). | | | |

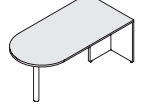
| | W x D x H (in) | W x D x H (mm) | Code | All Laminate (\$) |
|--|---|------------------|-----------------------|-------------------|
| Left extended corner modules – 20" D | <i>Recessed 3/4 height modesty panel on extended side. 1 grommet.</i> | | | |
|  | 72 x 36 x 29 | 1800 x 900 x 735 | 31NN-CM723620_ | 1,169 |
| | 66 x 36 x 29 | 1650 x 900 x 735 | 31NN-CM663620_ | 1,096 |
| | Specify panel legs (A, B). | | | |


| | W x D x H (in) | W x D x H (mm) | Code | All Laminate (\$) |
|--|---|------------------|-----------------------|-------------------|
| Right extended corner modules – 20" D | <i>Recessed 3/4 height modesty panel on extended side. 1 grommet.</i> | | | |
|  | 72 x 36 x 29 | 1800 x 900 x 735 | 31NN-CM367220_ | 1,169 |
| | 66 x 36 x 29 | 1650 x 900 x 735 | 31NN-CM366620_ | 1,096 |
| | Specify panel legs (A, B). | | | |

TABLES

| | W x D x H (in) | W x D x H (mm) | Code | All Laminate (\$) |
|---|---|------------------|--------------------|-------------------|
| Rectangular tables | <i>Steel leg, silver. Must be attached to another work surface.</i> | | | |
|  | 72 x 36 x 29 | 1800 x 900 x 735 | 31NN-RT3672 | 870 |
| | 72 x 30 x 29 | 1800 x 750 x 735 | 31NN-RT3072 | 823 |
| | 66 x 30 x 29 | 1650 x 750 x 735 | 31NN-RT3066 | 779 |
| | 60 x 30 x 29 | 1500 x 750 x 735 | 31NN-RT3060 | 752 |
| | 66 x 24 x 29 | 1650 x 600 x 735 | 31NN-RT2466 | 718 |
| | 60 x 24 x 29 | 1500 x 600 x 735 | 31NN-RT2460 | 686 |
| | 48 x 24 x 29 | 1200 x 600 x 735 | 31NN-RT2448 | 645 |

| | W x D x H (in) | W x D x H (mm) | Code | All Laminate (\$) |
|--|---|------------------|---------------------|-------------------|
| Rectangular tables with laminate modesty panel | <i>Reversible. Half-height laminate modesty panel. Steel leg, silver. Must be attached to another work surface.</i> | | | |
|  | 72 x 36 x 29 | 1800 x 900 x 735 | 31NN-RTM3672 | 998 |
| | 72 x 30 x 29 | 1800 x 750 x 735 | 31NN-RTM3072 | 951 |
| | 66 x 30 x 29 | 1650 x 750 x 735 | 31NN-RTM3066 | 918 |
| | 60 x 30 x 29 | 1500 x 750 x 735 | 31NN-RTM3060 | 885 |


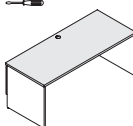
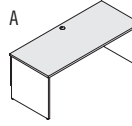
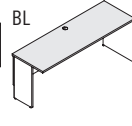
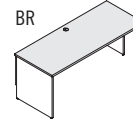
| | W x D x H (in) | W x D x H (mm) | Code | All Laminate (\$) |
|--|---|------------------|--------------------|-------------------|
| D-shaped tables | <i>Steel leg, silver. Must be attached to another work surface.</i> | | | |
|  | 72 x 36 x 29 | 1800 x 900 x 735 | 31NN-BT3672 | 1,008 |
| | 72 x 30 x 29 | 1800 x 750 x 735 | 31NN-BT3072 | 942 |
| | 66 x 30 x 29 | 1650 x 750 x 735 | 31NN-BT3066 | 896 |
| | 60 x 30 x 29 | 1500 x 750 x 735 | 31NN-BT3060 | 847 |
| | 66 x 24 x 29 | 1650 x 600 x 735 | 31NN-BT2466 | 779 |
| | 60 x 24 x 29 | 1500 x 600 x 735 | 31NN-BT2460 | 742 |
| | 48 x 24 x 29 | 1200 x 600 x 735 | 31NN-BT2448 | 701 |

| | W x D x H (in) | W x D x H (mm) | Code | All Laminate (\$) |
|--|---|------------------|---------------------|-------------------|
| D-shaped tables with laminate modesty panel | <i>Reversible. Half-height laminate modesty panel. Steel leg, silver. Must be attached to another work surface.</i> | | | |
|  | 72 x 36 x 29 | 1800 x 900 x 735 | 31NN-BTM3672 | 1,144 |
| | 72 x 30 x 29 | 1800 x 750 x 735 | 31NN-BTM3072 | 1,080 |
| | 66 x 30 x 29 | 1650 x 750 x 735 | 31NN-BTM3066 | 1,021 |
| | 60 x 30 x 29 | 1500 x 750 x 735 | 31NN-BTM3060 | 973 |


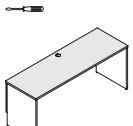
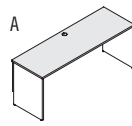
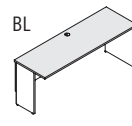
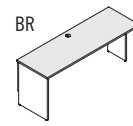
Packaged in 2 boxes.




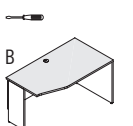
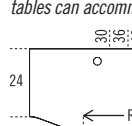


| | W x D x H (in) | W x D x H (mm) | Code | All Laminate (\$) | |
|--|---|---|---|---|--|
| Rectangular tables – 30" D  | <i>3/4 height modesty panel. 1 grommet. Can accommodate 1 or 2 pedestals.</i> | | | | |
| |  |  |  |  | |
| | 72 x 30 x 29 | 1800 x 750 x 735 | 31NN-DT3072_ | 918 | |
| | 66 x 30 x 29 | 1650 x 750 x 735 | 31NN-DT3066_ | 870 | |
| | 60 x 30 x 29 | 1500 x 750 x 735 | 31NN-DT3060_ | 823 | |
| | 54 x 30 x 29 | 1350 x 750 x 735 | 31NN-DT3054_ | 773 | |
| | 48 x 30 x 29 | 1200 x 750 x 735 | 31NN-DT3048_ | 731 | |
| | 42 x 30 x 29 | 1050 x 750 x 735 | 31NN-DT3042_ | 701 | |
| | 36 x 30 x 29 | 900 x 750 x 735 | 31NN-DT3036_ | 661 | |
| | 30 x 30 x 29 | 750 x 750 x 735 | 31NN-DT3030_ | 620 | |
| 24 x 30 x 29 | 600 x 750 x 735 | 31NN-DT3024_ | 590 | | |


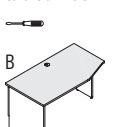
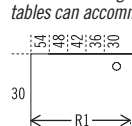
Specify panel legs (A, BL, BR, C).

| | W x D x H (in) | W x D x H (mm) | Code | All Laminate (\$) | |
|--|---|---|---|---|--|
| Rectangular tables – 24" D  | <i>3/4 height modesty panel. 1 grommet. Can accommodate 1 or 2 pedestals.</i> | | | | |
| |  |  |  |  | |
| | 72 x 24 x 29 | 1800 x 600 x 735 | 31NN-DT2472_ | 885 | |
| | 66 x 24 x 29 | 1650 x 600 x 735 | 31NN-DT2466_ | 831 | |
| | 60 x 24 x 29 | 1500 x 600 x 735 | 31NN-DT2460_ | 779 | |
| | 54 x 24 x 29 | 1350 x 600 x 735 | 31NN-DT2454_ | 742 | |
| | 48 x 24 x 29 | 1200 x 600 x 735 | 31NN-DT2448_ | 701 | |
| | 42 x 24 x 29 | 1050 x 600 x 735 | 31NN-DT2442_ | 661 | |
| | 36 x 24 x 29 | 900 x 600 x 735 | 31NN-DT2436_ | 620 | |
| | 30 x 24 x 29 | 750 x 600 x 735 | 31NN-DT2430_ | 590 | |
| 24 x 24 x 29 | 600 x 600 x 735 | 31NN-DT2424_ | 556 | | |


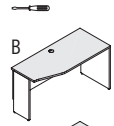
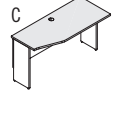
Specify panel legs (A, BL, BR, C).

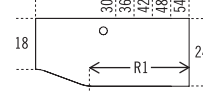
| | W x D x H (in) | W x D x H (mm) | Code | All Laminate (\$) |
|--|--|---|-----------------------|-------------------|
| Left asymmetrical tables – 30" D  | <i>Recessed 3/4 height modesty panel. 1 grommet. 42" to 54" (1050 to 1350 mm) tables can accommodate 1 pedestal.</i> | | | |
| |  |  | | |
| | 54 x 30 x 29 | 1350 x 750 x 735 | 31NN-AT245430_ | 847 |
| | 48 x 30 x 29 | 1200 x 750 x 735 | 31NN-AT244830_ | 798 |
| | 42 x 30 x 29 | 1050 x 750 x 735 | 31NN-AT244230_ | 766 |
| | 36 x 30 x 29 | 900 x 750 x 735 | 31NN-AT243630_ | 731 |
| | 30 x 30 x 29 | 750 x 750 x 735 | 31NN-AT243030_ | 701 |

Specify panel legs (B, C).

| | W x D x H (in) | W x D x H (mm) | Code | All Laminate (\$) |
|---|--|---|-----------------------|-------------------|
| Right asymmetrical tables – 30" D  | <i>Recessed 3/4 height modesty panel. 1 grommet. 42" to 54" (1050 to 1350 mm) tables can accommodate 1 pedestal.</i> | | | |
| |  |  | | |
| | 54 x 30 x 29 | 1350 x 750 x 735 | 31NN-AT305424_ | 847 |
| | 48 x 30 x 29 | 1200 x 750 x 735 | 31NN-AT304824_ | 798 |
| | 42 x 30 x 29 | 1050 x 750 x 735 | 31NN-AT304224_ | 766 |
| | 36 x 30 x 29 | 900 x 750 x 735 | 31NN-AT303624_ | 731 |
| | 30 x 30 x 29 | 750 x 750 x 735 | 31NN-AT303024_ | 701 |


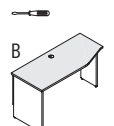
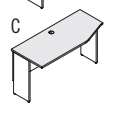
Specify panel legs (B, C).

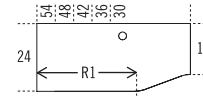
| | W x D x H (in) | W x D x H (mm) | Code | All Laminate (\$) |
|--|--|--|-----------------------|-------------------|
| Left asymmetrical tables – 24" D  | <i>Recessed 3/4 height modesty panel. 1 grommet. 42" to 54" (1050 to 1350 mm) tables can accommodate 1 pedestal.</i> | | | |
| |  |  | | |
| | 54 x 24 x 29 | 1350 x 600 x 735 | 31NN-AT185424_ | 798 |
| | 48 x 24 x 29 | 1200 x 600 x 735 | 31NN-AT184824_ | 766 |
| | 42 x 24 x 29 | 1050 x 600 x 735 | 31NN-AT184224_ | 731 |
| | 36 x 24 x 29 | 900 x 600 x 735 | 31NN-AT183624_ | 701 |
| | 30 x 24 x 29 | 750 x 600 x 735 | 31NN-AT183024_ | 661 |



| Surface | R1 |
|---------|------------------|
| 54"/24" | 33" (836 mm) |
| 48"/24" | 27" (686 mm) |
| 42"/24" | 21 1/4" (536 mm) |
| 36"/24" | 15 1/4" (386 mm) |
| 30"/24" | 9 1/4" (236 mm) |


Specify panel legs (B, C).


| | W x D x H (in) | W x D x H (mm) | Code | All Laminate (\$) |
|---|--|--|-----------------------|-------------------|
| Right asymmetrical tables – 24" D  | <i>Recessed 3/4 height modesty panel. 1 grommet. 42" to 54" (1050 to 1350 mm) tables can accommodate 1 pedestal.</i> | | | |
| |  |  | | |
| | 54 x 24 x 29 | 1350 x 600 x 735 | 31NN-AT245418_ | 798 |
| | 48 x 24 x 29 | 1200 x 600 x 735 | 31NN-AT244818_ | 766 |
| | 42 x 24 x 29 | 1050 x 600 x 735 | 31NN-AT244218_ | 731 |
| | 36 x 24 x 29 | 900 x 600 x 735 | 31NN-AT243618_ | 701 |
| | 30 x 24 x 29 | 750 x 600 x 735 | 31NN-AT243018_ | 661 |



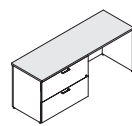
| Surface | R1 |
|---------|------------------|
| 54"/24" | 33" (836 mm) |
| 48"/24" | 27" (686 mm) |
| 42"/24" | 21 1/4" (536 mm) |
| 36"/24" | 15 1/4" (386 mm) |
| 30"/24" | 9 1/4" (236 mm) |

Specify panel legs (B, C).

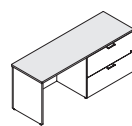
| | W x D x H (in) | W x D x H (mm) | Code | All Laminate (\$) |
|--|--|----------------|------------------|-------------------|
| Additional full width legs  | <i>1 tone only. L at the end of the code: left leg; R at the end of the code: right leg.</i> | | | |
| | 30 x 1 x 27 1/2 | 706 x 25 x 698 | 3NNN-L30L | 217 |
| | 30 x 1 x 27 1/2 | 706 x 25 x 698 | 3NNN-L30R | 217 |
| | 24 x 1 x 27 1/2 | 556 x 25 x 698 | 3NNN-L24L | 203 |
| | 24 x 1 x 27 1/2 | 556 x 25 x 698 | 3NNN-L24R | 203 |
| | 20 x 1 x 27 1/2 | 456 x 25 x 698 | 3NNN-L20L | 185 |
| | 20 x 1 x 27 1/2 | 456 x 25 x 698 | 3NNN-L20R | 185 |

| | W x D x H (in) | W x D x H (mm) | Code | All Laminate (\$) |
|--|--|----------------|------------------|-------------------|
| Additional recessed legs  | <i>1 tone only. L at the end of the code: left leg; R at the end of the code: right leg.</i> | | | |
| | 12 x 1 x 27 1/2 | 300 x 25 x 698 | 3NNN-L12L | 168 |
| | 12 x 1 x 27 1/2 | 300 x 25 x 698 | 3NNN-L12R | 168 |

CREDENZAS


| | W x D x H (in) | W x D x H (mm) | Code | All Laminate (\$) |
|--|--|------------------|---------------------|-------------------|
| Left lateral file credenzas  | <i>2 file drawers on left with suspension bars. Lock. Recessed, full-height modesty panel.</i> | | | |
| | 72 x 24 x 29 | 1800 x 600 x 735 | 31N_-LF2472S | 1,786 |
| | 66 x 24 x 29 | 1650 x 600 x 735 | 31N_-LF2466S | 1,690 |
| | 60 x 24 x 29 | 1500 x 600 x 735 | 31N_-LF2460S | 1,621 |
| | 72 x 20 x 29 | 1800 x 500 x 735 | 31N_-LF2072S | 1,660 |
| | 66 x 20 x 29 | 1650 x 500 x 735 | 31N_-LF2066S | 1,578 |
| | 60 x 20 x 29 | 1500 x 500 x 735 | 31N_-LF2060S | 1,499 |

Specify the handle code (E, F).

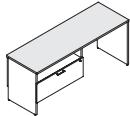
| | W x D x H (in) | W x D x H (mm) | Code | All Laminate (\$) |
|---|---|------------------|---------------------|-------------------|
| Right lateral file credenzas  | <i>2 file drawers on right with suspension bars. Lock. Recessed, full-height modesty panel.</i> | | | |
| | 72 x 24 x 29 | 1800 x 600 x 735 | 31N_-S2472LF | 1,786 |
| | 66 x 24 x 29 | 1650 x 600 x 735 | 31N_-S2466LF | 1,690 |
| | 60 x 24 x 29 | 1500 x 600 x 735 | 31N_-S2460LF | 1,621 |
| | 72 x 20 x 29 | 1800 x 500 x 735 | 31N_-S2072LF | 1,660 |
| | 66 x 20 x 29 | 1650 x 500 x 735 | 31N_-S2066LF | 1,578 |
| | 60 x 20 x 29 | 1500 x 500 x 735 | 31N_-S2060LF | 1,499 |

Specify the handle code (E, F).

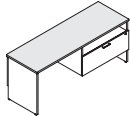
2-TONE LAMINATE APPLICATION: SHADED AREA CORRESPONDS TO THE FIRST CODE TO BE SPECIFIED. SECOND LAMINATE CODE WILL BE APPLIED TO THE REST OF THE PRODUCT.

 = QUICKSHIP PROGRAM  = ASSEMBLY REQUIRED

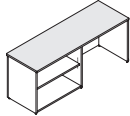


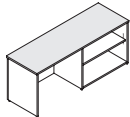
| | W x D x H (in) | W x D x H (mm) | Code | All Laminate (\$) |
|--|---|------------------|---------------|-------------------|
| Left lateral file credenzas with open storage  | <i>Open space and 1 file drawer with suspension bar on left. Lock. Recessed 3/4 height modesty panel.</i> | | | |
| | 72 x 24 x 29 | 1800 x 600 x 735 | 31N_-SLF2472S | 1,490 |
| | 66 x 24 x 29 | 1650 x 600 x 735 | 31N_-SLF2466S | 1,434 |
| | 60 x 24 x 29 | 1500 x 600 x 735 | 31N_-SLF2460S | 1,364 |
| | 72 x 20 x 29 | 1800 x 500 x 735 | 31N_-SLF2072S | 1,395 |
| | 66 x 20 x 29 | 1650 x 500 x 735 | 31N_-SLF2066S | 1,364 |
| | 60 x 20 x 29 | 1500 x 500 x 735 | 31N_-SLF2060S | 1,329 |

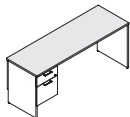
Specify the handle code (E, F).

| | W x D x H (in) | W x D x H (mm) | Code | All Laminate (\$) |
|---|--|------------------|---------------|-------------------|
| Right lateral file credenzas with open storage  | <i>Open space and 1 file drawer with suspension bar on right. Lock. Recessed 3/4 height modesty panel.</i> | | | |
| | 72 x 24 x 29 | 1800 x 600 x 735 | 31N_-S2472SLF | 1,490 |
| | 66 x 24 x 29 | 1650 x 600 x 735 | 31N_-S2466SLF | 1,434 |
| | 60 x 24 x 29 | 1500 x 600 x 735 | 31N_-S2460SLF | 1,364 |
| | 72 x 20 x 29 | 1800 x 500 x 735 | 31N_-S2072SLF | 1,395 |
| | 66 x 20 x 29 | 1650 x 500 x 735 | 31N_-S2066SLF | 1,364 |
| | 60 x 20 x 29 | 1500 x 500 x 735 | 31N_-S2060SLF | 1,329 |

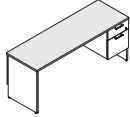
Specify the handle code (E, F).

| | W x D x H (in) | W x D x H (mm) | Code | All Laminate (\$) |
|---|---|------------------|--------------|-------------------|
| Left open bookcase credenzas  | <i>Adjustable shelf. Recessed, full-height modesty panel.</i> | | | |
| | 72 x 24 x 29 | 1800 x 600 x 735 | 31NN-BE2472S | 1,475 |
| | 66 x 24 x 29 | 1650 x 600 x 735 | 31NN-BE2466S | 1,445 |
| | 60 x 24 x 29 | 1500 x 600 x 735 | 31NN-BE2460S | 1,411 |
| | 72 x 20 x 29 | 1800 x 500 x 735 | 31NN-BE2072S | 1,384 |
| | 66 x 20 x 29 | 1650 x 500 x 735 | 31NN-BE2066S | 1,355 |
| | 60 x 20 x 29 | 1500 x 500 x 735 | 31NN-BE2060S | 1,322 |

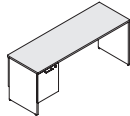
| | W x D x H (in) | W x D x H (mm) | Code | All Laminate (\$) |
|--|--|------------------|--------------|-------------------|
| Right open bookcase credenzas  | <i>Adjustable shelf. Recessed full-height modesty panel.</i> | | | |
| | 72 x 24 x 29 | 1800 x 600 x 735 | 31NN-S2472BE | 1,475 |
| | 66 x 24 x 29 | 1650 x 600 x 735 | 31NN-S2466BE | 1,445 |
| | 60 x 24 x 29 | 1500 x 600 x 735 | 31NN-S2460BE | 1,411 |
| | 72 x 20 x 29 | 1800 x 500 x 735 | 31NN-S2072BE | 1,384 |
| | 66 x 20 x 29 | 1650 x 500 x 735 | 31NN-S2066BE | 1,355 |
| | 60 x 20 x 29 | 1500 x 500 x 735 | 31NN-S2060BE | 1,322 |

| | W x D x H (in) | W x D x H (mm) | Code | All Laminate (\$) |
|--|--|------------------|-------------|-------------------|
| Left pedestal credenzas  | <i>1 pedestal on left with lock. 1 box drawer and 1 file drawer with suspension bar. Pencil tray. Recessed 3/4 height modesty panel.</i> | | | |
| | 72 x 24 x 29 | 1800 x 600 x 735 | 31N_-F2472S | 1,274 |
| | 66 x 24 x 29 | 1650 x 600 x 735 | 31N_-F2466S | 1,242 |
| | 60 x 24 x 29 | 1500 x 600 x 735 | 31N_-F2460S | 1,211 |
| | 72 x 20 x 29 | 1800 x 500 x 735 | 31N_-F2072S | 1,232 |
| | 66 x 20 x 29 | 1650 x 500 x 735 | 31N_-F2066S | 1,201 |
| | 60 x 20 x 29 | 1500 x 500 x 735 | 31N_-F2060S | 1,176 |

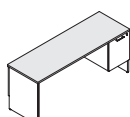
Specify the handle code (E, F).

| | W x D x H (in) | W x D x H (mm) | Code | All Laminate (\$) |
|---|---|------------------|-------------|-------------------|
| Right pedestal credenzas  | <i>1 pedestal on right with lock. 1 box drawer and 1 file drawer with suspension bar. Pencil tray. Recessed 3/4 height modesty panel.</i> | | | |
| | 72 x 24 x 29 | 1800 x 600 x 735 | 31N_-S2472F | 1,274 |
| | 66 x 24 x 29 | 1650 x 600 x 735 | 31N_-S2466F | 1,242 |
| | 60 x 24 x 29 | 1500 x 600 x 735 | 31N_-S2460F | 1,211 |
| | 72 x 20 x 29 | 1800 x 500 x 735 | 31N_-S2072F | 1,232 |
| | 66 x 20 x 29 | 1650 x 500 x 735 | 31N_-S2066F | 1,201 |
| | 60 x 20 x 29 | 1500 x 500 x 735 | 31N_-S2060F | 1,176 |

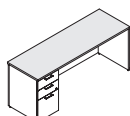
Specify the handle code (E, F).

| | W x D x H (in) | W x D x H (mm) | Code | All Laminate (\$) |
|--|---|------------------|--------------|-------------------|
| Left single pedestal credenzas – inner drawers  | <i>1 pedestal on left with lock. Pedestal with full-height front concealing 1 box drawer and 1 file drawer with suspension bar. Pencil tray. Recessed 3/4 height modesty panel.</i> | | | |
| | 72 x 24 x 29 | 1800 x 600 x 735 | 31N_-IF2472S | 1,152 |
| | 66 x 24 x 29 | 1650 x 600 x 735 | 31N_-IF2466S | 1,127 |
| | 60 x 24 x 29 | 1500 x 600 x 735 | 31N_-IF2460S | 1,096 |
| | 72 x 20 x 29 | 1800 x 500 x 735 | 31N_-IF2072S | 1,119 |
| | 66 x 20 x 29 | 1650 x 500 x 735 | 31N_-IF2066S | 1,088 |
| | 60 x 20 x 29 | 1500 x 500 x 735 | 31N_-IF2060S | 1,071 |

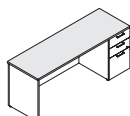
Specify the handle code (E, F).

| | W x D x H (in) | W x D x H (mm) | Code | All Laminate (\$) |
|---|--|------------------|--------------|-------------------|
| Right single pedestal credenzas – inner drawers  | <i>1 pedestal on right with lock. Pedestal with full-height front concealing 1 box drawer and 1 file drawer with suspension bar. Pencil tray. Recessed 3/4 height modesty panel.</i> | | | |
| | 72 x 24 x 29 | 1800 x 600 x 735 | 31N_-S2472IF | 1,152 |
| | 66 x 24 x 29 | 1650 x 600 x 735 | 31N_-S2466IF | 1,127 |
| | 60 x 24 x 29 | 1500 x 600 x 735 | 31N_-S2460IF | 1,096 |
| | 72 x 20 x 29 | 1800 x 500 x 735 | 31N_-S2072IF | 1,119 |
| | 66 x 20 x 29 | 1650 x 500 x 735 | 31N_-S2066IF | 1,088 |
| | 60 x 20 x 29 | 1500 x 500 x 735 | 31N_-S2060IF | 1,071 |

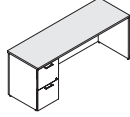
Specify the handle code (E, F).

| | W x D x H (in) | W x D x H (mm) | Code | All Laminate (\$) |
|---|---|------------------|--------------|-------------------|
| Left pedestal credenzas – low profile  | <i>1 pedestal on left with lock. 2 box drawers and 1 file drawer with suspension bar. Pencil tray. Recessed, full-height modesty panel.</i> | | | |
| | 72 x 24 x 29 | 1800 x 600 x 735 | 31N_-UF2472S | 1,597 |
| | 66 x 24 x 29 | 1650 x 600 x 735 | 31N_-UF2466S | 1,546 |
| | 60 x 24 x 29 | 1500 x 600 x 735 | 31N_-UF2460S | 1,518 |
| | 72 x 20 x 29 | 1800 x 500 x 735 | 31N_-UF2072S | 1,546 |
| | 66 x 20 x 29 | 1650 x 500 x 735 | 31N_-UF2066S | 1,518 |
| | 60 x 20 x 29 | 1500 x 500 x 735 | 31N_-UF2060S | 1,482 |

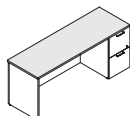
Specify the handle code (E, F).

| | W x D x H (in) | W x D x H (mm) | Code | All Laminate (\$) |
|--|--|------------------|--------------|-------------------|
| Right pedestal credenzas – low profile  | <i>1 pedestal on right with lock. 2 box drawers and 1 file drawer with suspension bar. Pencil tray. Recessed, full-height modesty panel.</i> | | | |
| | 72 x 24 x 29 | 1800 x 600 x 735 | 31N_-S2472UF | 1,597 |
| | 66 x 24 x 29 | 1650 x 600 x 735 | 31N_-S2466UF | 1,546 |
| | 60 x 24 x 29 | 1500 x 600 x 735 | 31N_-S2460UF | 1,518 |
| | 72 x 20 x 29 | 1800 x 500 x 735 | 31N_-S2072UF | 1,546 |
| | 66 x 20 x 29 | 1650 x 500 x 735 | 31N_-S2066UF | 1,518 |
| | 60 x 20 x 29 | 1500 x 500 x 735 | 31N_-S2060UF | 1,482 |

Specify the handle code (E, F).

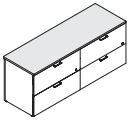
| | W x D x H (in) | W x D x H (mm) | Code | All Laminate (\$) |
|---|--|------------------|--------------|-------------------|
| Left pedestal credenzas – low profile  | <i>1 pedestal on left with lock. 2 file drawers with suspension bars. Recessed, full-height modesty panel.</i> | | | |
| | 72 x 24 x 29 | 1800 x 600 x 735 | 31N_-FF2472S | 1,490 |
| | 66 x 24 x 29 | 1650 x 600 x 735 | 31N_-FF2466S | 1,467 |
| | 60 x 24 x 29 | 1500 x 600 x 735 | 31N_-FF2460S | 1,445 |
| | 72 x 20 x 29 | 1800 x 500 x 735 | 31N_-FF2072S | 1,459 |
| | 66 x 20 x 29 | 1650 x 500 x 735 | 31N_-FF2066S | 1,434 |
| | 60 x 20 x 29 | 1500 x 500 x 735 | 31N_-FF2060S | 1,395 |

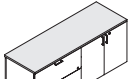
Specify the handle code (E, F).

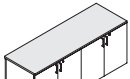
| | W x D x H (in) | W x D x H (mm) | Code | All Laminate (\$) |
|--|---|------------------|--------------|-------------------|
| Right pedestal credenzas – low profile  | <i>1 pedestal on right with lock. 2 file drawers with suspension bars. Recessed, full-height modesty panel.</i> | | | |
| | 72 x 24 x 29 | 1800 x 600 x 735 | 31N_-S2472FF | 1,490 |
| | 66 x 24 x 29 | 1650 x 600 x 735 | 31N_-S2466FF | 1,467 |
| | 60 x 24 x 29 | 1500 x 600 x 735 | 31N_-S2460FF | 1,445 |
| | 72 x 20 x 29 | 1800 x 500 x 735 | 31N_-S2072FF | 1,459 |
| | 66 x 20 x 29 | 1650 x 500 x 735 | 31N_-S2066FF | 1,434 |
| | 60 x 20 x 29 | 1500 x 500 x 735 | 31N_-S2060FF | 1,395 |

Specify the handle code (E, F).





| | W x D x H (in) | W x D x H (mm) | Code | All Laminate (\$) |
|---|--|------------------|---------------|-------------------|
| Lateral file credenza | <i>4 file drawers with suspension bars. Locks.</i> | | | |
|  | 72 x 24 x 29 | 1800 x 600 x 735 | 31N_-LF2472LF | 2,566 |
| | Specify the handle code (E, F). | | | |


| | | | | |
|---|---|------------------|--------------|-------|
| Lateral file/bookcase credenzas | <i>2 file drawers with suspension bars. Bookcase unit with doors and adjustable shelf. Locks.</i> | | | |
|  | 72 x 24 x 29 | 1800 x 600 x 735 | 31N_-LF2472B | 2,081 |
| | 72 x 20 x 29 | 1800 x 500 x 735 | 31N_-LF2072B | 1,918 |
| | Specify the handle code (E, F). | | | |


| | | | | |
|---|---|------------------|-------------|-------|
| Bookcase credenzas | <i>2 bookcase units with doors. 1 adjustable shelf on each side. Locks.</i> | | | |
|  | 72 x 24 x 29 | 1800 x 600 x 735 | 31N_-B2472B | 1,877 |
| | 72 x 20 x 29 | 1800 x 500 x 735 | 31N_-B2072B | 1,725 |
| | Specify the handle code (E, F). | | | |


RETURNS


| | | | | |
|---|---|------------------|-------------|-------|
| Left executive returns | <i>1 pedestal on left with lock. 1 box drawer and 1 file drawer with suspension bar. Pencil tray. Recessed 3/4 height modesty panel. Grommet.</i> | | | |
|  | 48 x 24 x 29 | 1200 x 600 x 735 | 31N_-F2448R | 1,071 |
| | 42 x 24 x 29 | 1050 x 600 x 735 | 31N_-F2442R | 1,008 |
| | 48 x 20 x 29 | 1200 x 500 x 735 | 31N_-F2048R | 1,015 |
| | 42 x 20 x 29 | 1050 x 500 x 735 | 31N_-F2042R | 984 |
| | Specify the handle code (E, F). | | | |


| | | | | |
|---|--|------------------|-------------|-------|
| Right executive returns | <i>1 pedestal on right with lock. 1 box drawer and 1 file drawer with suspension bar. Pencil tray. Recessed 3/4 height modesty panel. Grommet.</i> | | | |
|  | 48 x 24 x 29 | 1200 x 600 x 735 | 31N_-R2448F | 1,071 |
| | 42 x 24 x 29 | 1050 x 600 x 735 | 31N_-R2442F | 1,008 |
| | 48 x 20 x 29 | 1200 x 500 x 735 | 31N_-R2048F | 1,015 |
| | 42 x 20 x 29 | 1050 x 500 x 735 | 31N_-R2042F | 984 |
| | Specify the handle code (E, F). | | | |

| | | | | |
|---|--|------------------|--------------|-----|
| Left executive returns – inner drawers | <i>1 pedestal on left with lock. Pedestal with full-height front concealing 1 box drawer and 1 file drawer with suspension bar. Pencil tray. Recessed 3/4 height modesty panel. Grommet.</i> | | | |
|  | 48 x 24 x 29 | 1200 x 600 x 735 | 31N_-IF2448R | 993 |
| | 42 x 24 x 29 | 1050 x 600 x 735 | 31N_-IF2442R | 926 |
| | 48 x 20 x 29 | 1200 x 500 x 735 | 31N_-IF2048R | 935 |
| | 42 x 20 x 29 | 1050 x 500 x 735 | 31N_-IF2042R | 912 |
| | Specify the handle code (E, F). | | | |

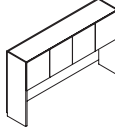
| | | | | |
|---|---|------------------|--------------|-----|
| Right executive returns – inner drawers | <i>1 pedestal on right with lock. Pedestal with full-height front concealing 1 box drawer and 1 file drawer with suspension bar. Pencil tray. Recessed 3/4 height modesty panel. Grommet.</i> | | | |
|  | 48 x 24 x 29 | 1200 x 600 x 735 | 31N_-R2448IF | 993 |
| | 42 x 24 x 29 | 1050 x 600 x 735 | 31N_-R2442IF | 926 |
| | 48 x 20 x 29 | 1200 x 500 x 735 | 31N_-R2048IF | 935 |
| | 42 x 20 x 29 | 1050 x 500 x 735 | 31N_-R2042IF | 912 |
| | Specify the handle code (E, F). | | | |

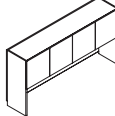
| | | | | |
|---|--|------------------|--------------|-------|
| Left executive returns – low profile | <i>1 pedestal on left with lock. 2 box drawers and 1 file drawer with suspension bar. Pencil tray. Recessed, full-height modesty panel. Grommet.</i> | | | |
|  | 48 x 24 x 29 | 1200 x 600 x 735 | 31N_-UF2448R | 1,434 |
| | 42 x 24 x 29 | 1050 x 600 x 735 | 31N_-UF2442R | 1,345 |
| | 48 x 20 x 29 | 1200 x 500 x 735 | 31N_-UF2048R | 1,355 |
| | 42 x 20 x 29 | 1050 x 500 x 735 | 31N_-UF2042R | 1,317 |
| | Specify the handle code (E, F). | | | |

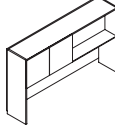
| | W x D x H (in) | W x D x H (mm) | Code | All Laminate (\$) |
|--|---|------------------|--------------|-------------------|
| Right executive returns – low profile | <i>1 pedestal on right with lock. 2 box drawers and 1 file drawer with suspension bar. Pencil tray. Recessed, full-height modesty panel. Grommet.</i> | | | |
|  | 48 x 24 x 29 | 1200 x 600 x 735 | 31N_-R2448UF | 1,434 |
| | 42 x 24 x 29 | 1050 x 600 x 735 | 31N_-R2442UF | 1,345 |
| | 48 x 20 x 29 | 1200 x 500 x 735 | 31N_-R2048UF | 1,355 |
| | 42 x 20 x 29 | 1050 x 500 x 735 | 31N_-R2042UF | 1,317 |
| | Specify the handle code (E, F). | | | |

| | | | | |
|--|---|------------------|-------------|-----|
| Bridge-returns | <i>Recessed, 3/4 height modesty panel. Grommet.</i> | | | |
|  | 48 x 24 x 29 | 1200 x 600 x 735 | 31NN-BR2448 | 444 |
| | 42 x 24 x 29 | 1050 x 600 x 735 | 31NN-BR2442 | 427 |
| | 36 x 24 x 29 | 900 x 600 x 735 | 31NN-BR2436 | 410 |
| | 48 x 20 x 29 | 1200 x 500 x 735 | 31NN-BR2048 | 402 |
| | 42 x 20 x 29 | 1050 x 500 x 735 | 31NN-BR2042 | 388 |
| | 36 x 20 x 29 | 900 x 500 x 735 | 31NN-BR2036 | 363 |

HUTCHES

| | | | | |
|--|---|-------------------|---------------|-------|
| Hutches with laminate doors – 44" H | <i>Clearance: 26 1/2" (673 mm). Grommet on back. Full width wire access. Can accommodate a tackboard, refer to page 107. 1 tone only.</i> | | | |
|  | 84 x 16 x 44 | 2100 x 400 x 1099 | 3NNN-E844416P | 1,597 |
| | 78 x 16 x 44 | 1950 x 400 x 1099 | 3NNN-E784416P | 1,525 |
| | 72 x 16 x 44 | 1800 x 400 x 1099 | 3NNN-E724416P | 1,467 |
| | 66 x 16 x 44 | 1650 x 400 x 1099 | 3NNN-E664416P | 1,411 |
| | 60 x 16 x 44 | 1500 x 400 x 1099 | 3NNN-E604416P | 1,345 |
| | 54 x 16 x 44 | 1350 x 400 x 1099 | 3NNN-E544416P | 1,289 |
| | 48 x 16 x 44 | 1200 x 400 x 1099 | 3NNN-E484416P | 1,225 |
| | 42 x 16 x 44 | 1050 x 400 x 1099 | 3NNN-E424416P | 1,144 |
| | 36 x 16 x 44 | 900 x 400 x 1099 | 3NNN-E364416P | 1,054 |

| | | | | |
|--|---|------------------|---------------|-------|
| Hutches with laminate doors – 36" H | <i>Clearance: 18 5/8" (473 mm). Grommet on back. Full width wire access. Can accommodate a tackboard, refer to page 107. 1 tone only.</i> | | | |
|  | 84 x 16 x 36 | 2100 x 400 x 900 | 3NNN-E843616P | 1,475 |
| | 78 x 16 x 36 | 1950 x 400 x 900 | 3NNN-E783616P | 1,395 |
| | 72 x 16 x 36 | 1800 x 400 x 900 | 3NNN-E723616P | 1,329 |
| | 66 x 16 x 36 | 1650 x 400 x 900 | 3NNN-E663616P | 1,256 |
| | 60 x 16 x 36 | 1500 x 400 x 900 | 3NNN-E603616P | 1,182 |
| | 54 x 16 x 36 | 1350 x 400 x 900 | 3NNN-E543616P | 1,127 |
| | 48 x 16 x 36 | 1200 x 400 x 900 | 3NNN-E483616P | 1,054 |
| | 42 x 16 x 36 | 1050 x 400 x 900 | 3NNN-E423616P | 960 |
| | 36 x 16 x 36 | 900 x 400 x 900 | 3NNN-E363616P | 877 |

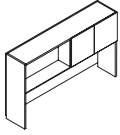
| | | | | |
|--|---|-------------------|----------------|-------|
| Hutches with 2 doors on left – 44" H | <i>Clearance: 26 1/2" (673 mm). 2 doors on left. Open storage on right. Grommet on back. Full width wire access. Can accommodate a tackboard, refer to page 107. 1 tone only.</i> | | | |
|  | 84 x 16 x 44 | 2100 x 400 x 1099 | 3NNN-E844416PL | 1,371 |
| | 78 x 16 x 44 | 1950 x 400 x 1099 | 3NNN-E784416PL | 1,306 |
| | 72 x 16 x 44 | 1800 x 400 x 1099 | 3NNN-E724416PL | 1,232 |
| | 66 x 16 x 44 | 1650 x 400 x 1099 | 3NNN-E664416PL | 1,169 |
| | 60 x 16 x 44 | 1500 x 400 x 1099 | 3NNN-E604416PL | 1,096 |
| | 54 x 16 x 44 | 1350 x 400 x 1099 | 3NNN-E544416PL | 1,021 |
| | 48 x 16 x 44 | 1200 x 400 x 1099 | 3NNN-E484416PL | 951 |

2-TONE LAMINATE APPLICATION: SHADED AREA CORRESPONDS TO THE FIRST CODE TO BE SPECIFIED. SECOND LAMINATE CODE WILL BE APPLIED TO THE REST OF THE PRODUCT.

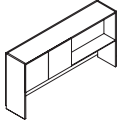
= QUICKSHIP PROGRAM



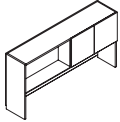
| | W x D x H (in) | W x D x H (mm) | Code | All Laminate (\$) |
|--|--|-------------------|----------------|-------------------|
| Hutches with 2 doors on right – 44" H | <i>Clearance: 26½" (673 mm). 2 doors on right. Open storage on left. Grommet on back. Full width wire access. Can accommodate a tackboard, refer to page 107. 1 tone only.</i> | | | |
| | 84 x 16 x 44 | 2100 x 400 x 1099 | 3NNN-E844416PR | 1,371 |
| | 78 x 16 x 44 | 1950 x 400 x 1099 | 3NNN-E784416PR | 1,306 |
| | 72 x 16 x 44 | 1800 x 400 x 1099 | 3NNN-E724416PR | 1,232 |
| | 66 x 16 x 44 | 1650 x 400 x 1099 | 3NNN-E664416PR | 1,169 |
| | 60 x 16 x 44 | 1500 x 400 x 1099 | 3NNN-E604416PR | 1,096 |
| | 54 x 16 x 44 | 1350 x 400 x 1099 | 3NNN-E544416PR | 1,021 |
| | 48 x 16 x 44 | 1200 x 400 x 1099 | 3NNN-E484416PR | 951 |



| | W x D x H (in) | W x D x H (mm) | Code | All Laminate (\$) |
|---|--|------------------|----------------|-------------------|
| Hutches with 2 doors on left – 36" H | <i>Clearance: 18½" (473 mm). 2 doors on left. Open storage on right. Grommet on back. Full width wire access. Can accommodate a tackboard, refer to page 107. 1 tone only.</i> | | | |
| | 84 x 16 x 36 | 2100 x 400 x 900 | 3NNN-E843616PL | 1,242 |
| | 78 x 16 x 36 | 1950 x 400 x 900 | 3NNN-E783616PL | 1,176 |
| | 72 x 16 x 36 | 1800 x 400 x 900 | 3NNN-E723616PL | 1,119 |
| | 66 x 16 x 36 | 1650 x 400 x 900 | 3NNN-E663616PL | 1,065 |
| | 60 x 16 x 36 | 1500 x 400 x 900 | 3NNN-E603616PL | 998 |
| | 54 x 16 x 36 | 1350 x 400 x 900 | 3NNN-E543616PL | 935 |
| | 48 x 16 x 36 | 1200 x 400 x 900 | 3NNN-E483616PL | 877 |



| | W x D x H (in) | W x D x H (mm) | Code | All Laminate (\$) |
|--|--|------------------|----------------|-------------------|
| Hutches with 2 doors on right – 36" H | <i>Clearance: 18½" (473 mm). 2 doors on right. Open storage on left. Grommet on back. Full width wire access. Can accommodate a tackboard, refer to page 107. 1 tone only.</i> | | | |
| | 84 x 16 x 36 | 2100 x 400 x 900 | 3NNN-E843616PR | 1,242 |
| | 78 x 16 x 36 | 1950 x 400 x 900 | 3NNN-E783616PR | 1,176 |
| | 72 x 16 x 36 | 1800 x 400 x 900 | 3NNN-E723616PR | 1,119 |
| | 66 x 16 x 36 | 1650 x 400 x 900 | 3NNN-E663616PR | 1,065 |
| | 60 x 16 x 36 | 1500 x 400 x 900 | 3NNN-E603616PR | 998 |
| | 54 x 16 x 36 | 1350 x 400 x 900 | 3NNN-E543616PR | 935 |
| | 48 x 16 x 36 | 1200 x 400 x 900 | 3NNN-E483616PR | 877 |



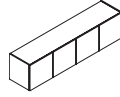
| | W x D x H (in) | W x D x H (mm) | Code | All Laminate (\$) |
|-----------------------------|--|-------------------|--------------|-------------------|
| Open hutches – 44" H | <i>Clearance: 26½" (673 mm). Grommet on back. Full width wire access. Can accommodate a tackboard, refer to page 107. 1 tone only.</i> | | | |
| | 84 x 16 x 44 | 2100 x 400 x 1099 | 3NNN-E844416 | 1,232 |
| | 78 x 16 x 44 | 1950 x 400 x 1099 | 3NNN-E784416 | 1,169 |
| | 72 x 16 x 44 | 1800 x 400 x 1099 | 3NNN-E724416 | 1,102 |
| | 66 x 16 x 44 | 1650 x 400 x 1099 | 3NNN-E664416 | 1,054 |
| | 60 x 16 x 44 | 1500 x 400 x 1099 | 3NNN-E604416 | 993 |
| | 54 x 16 x 44 | 1350 x 400 x 1099 | 3NNN-E544416 | 926 |
| | 48 x 16 x 44 | 1200 x 400 x 1099 | 3NNN-E484416 | 870 |
| | 42 x 16 x 44 | 1050 x 400 x 1099 | 3NNN-E424416 | 805 |
| | 36 x 16 x 44 | 900 x 400 x 1099 | 3NNN-E364416 | 766 |



| | W x D x H (in) | W x D x H (mm) | Code | All Laminate (\$) |
|-----------------------------|--|------------------|--------------|-------------------|
| Open hutches – 36" H | <i>Clearance: 18½" (473 mm). Grommet on back. Full width wire access. Can accommodate a tackboard, refer to page 107. 1 tone only.</i> | | | |
| | 84 x 16 x 36 | 2100 x 400 x 900 | 3NNN-E843616 | 1,047 |
| | 78 x 16 x 36 | 1950 x 400 x 900 | 3NNN-E783616 | 984 |
| | 72 x 16 x 36 | 1800 x 400 x 900 | 3NNN-E723616 | 918 |
| | 66 x 16 x 36 | 1650 x 400 x 900 | 3NNN-E663616 | 862 |
| | 60 x 16 x 36 | 1500 x 400 x 900 | 3NNN-E603616 | 798 |
| | 54 x 16 x 36 | 1350 x 400 x 900 | 3NNN-E543616 | 742 |
| | 48 x 16 x 36 | 1200 x 400 x 900 | 3NNN-E483616 | 686 |
| | 42 x 16 x 36 | 1050 x 400 x 900 | 3NNN-E423616 | 613 |
| | 36 x 16 x 36 | 900 x 400 x 900 | 3NNN-E363616 | 570 |

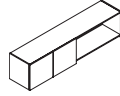


| | W x D x H (in) | W x D x H (mm) | Code | All Laminate (\$) |
|--|--|------------------|----------------|-------------------|
| Wall-mounted hutches with doors – 17" H | <i>Hanger bar included for wall-mount installation. Can accommodate a tackboard, refer to page 107. 1 tone only.</i> | | | |
| | 84 x 16 x 17 | 2100 x 400 x 427 | 3NNN-EM841716P | 1,459 |
| | 78 x 16 x 17 | 1950 x 400 x 427 | 3NNN-EM781716P | 1,379 |
| | 72 x 16 x 17 | 1800 x 400 x 427 | 3NNN-EM721716P | 1,322 |
| | 66 x 16 x 17 | 1650 x 400 x 427 | 3NNN-EM661716P | 1,249 |
| | 60 x 16 x 17 | 1500 x 400 x 427 | 3NNN-EM601716P | 1,176 |
| | 54 x 16 x 17 | 1350 x 400 x 427 | 3NNN-EM541716P | 1,119 |
| | 48 x 16 x 17 | 1200 x 400 x 427 | 3NNN-EM481716P | 1,047 |
| | 42 x 16 x 17 | 1050 x 400 x 427 | 3NNN-EM421716P | 951 |
| | 36 x 16 x 17 | 900 x 400 x 427 | 3NNN-EM361716P | 870 |

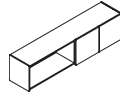


84" to 60": 4 doors
54" to 48": 3 doors
42" to 36": 2 doors

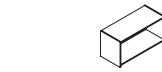
| | W x D x H (in) | W x D x H (mm) | Code | All Laminate (\$) |
|--|--|------------------|----------------|-------------------|
| Wall-mounted hutches with 2 doors on left – 17" H | <i>2 doors on left. Open storage on right. Hanger bar included for wall-mount installation. Can accommodate a tackboard, refer to page 107. 1 tone only.</i> | | | |
| | 84 x 16 x 17 | 2100 x 400 x 427 | 3NNN-EM841716L | 1,232 |
| | 78 x 16 x 17 | 1950 x 400 x 427 | 3NNN-EM781716L | 1,169 |
| | 72 x 16 x 17 | 1800 x 400 x 427 | 3NNN-EM721716L | 1,102 |
| | 66 x 16 x 17 | 1650 x 400 x 427 | 3NNN-EM661716L | 1,054 |
| | 60 x 16 x 17 | 1500 x 400 x 427 | 3NNN-EM601716L | 993 |
| | 54 x 16 x 17 | 1350 x 400 x 427 | 3NNN-EM541716L | 926 |
| | 48 x 16 x 17 | 1200 x 400 x 427 | 3NNN-EM481716L | 870 |



| | W x D x H (in) | W x D x H (mm) | Code | All Laminate (\$) |
|---|--|------------------|----------------|-------------------|
| Wall-mounted hutches with 2 doors on right – 17" H | <i>2 doors on right. Open storage on left. Hanger bar included for wall-mount installation. Can accommodate a tackboard, refer to page 107. 1 tone only.</i> | | | |
| | 84 x 16 x 17 | 2100 x 400 x 427 | 3NNN-EM841716R | 1,232 |
| | 78 x 16 x 17 | 1950 x 400 x 427 | 3NNN-EM781716R | 1,169 |
| | 72 x 16 x 17 | 1800 x 400 x 427 | 3NNN-EM721716R | 1,102 |
| | 66 x 16 x 17 | 1650 x 400 x 427 | 3NNN-EM661716R | 1,054 |
| | 60 x 16 x 17 | 1500 x 400 x 427 | 3NNN-EM601716R | 993 |
| | 54 x 16 x 17 | 1350 x 400 x 427 | 3NNN-EM541716R | 926 |
| | 48 x 16 x 17 | 1200 x 400 x 427 | 3NNN-EM481716R | 870 |



| | W x D x H (in) | W x D x H (mm) | Code | All Laminate (\$) |
|--|--|------------------|---------------|-------------------|
| Wall-mounted open hutches – 17" H | <i>Hanger bar included for wall-mount installation. Can accommodate a tackboard, refer to page 107. 1 tone only.</i> | | | |
| | 84 x 16 x 17 | 2100 x 400 x 427 | 3NNN-EM841716 | 1,041 |
| | 78 x 16 x 17 | 1950 x 400 x 427 | 3NNN-EM781716 | 973 |
| | 72 x 16 x 17 | 1800 x 400 x 427 | 3NNN-EM721716 | 912 |
| | 66 x 16 x 17 | 1650 x 400 x 427 | 3NNN-EM661716 | 856 |
| | 60 x 16 x 17 | 1500 x 400 x 427 | 3NNN-EM601716 | 791 |
| | 54 x 16 x 17 | 1350 x 400 x 427 | 3NNN-EM541716 | 731 |
| | 48 x 16 x 17 | 1200 x 400 x 427 | 3NNN-EM481716 | 677 |
| | 42 x 16 x 17 | 1050 x 400 x 427 | 3NNN-EM421716 | 605 |
| | 36 x 16 x 17 | 900 x 400 x 427 | 3NNN-EM361716 | 563 |




| | W x D x H (in) | W x D x H (mm) | Code | All Laminate (\$) |
|--|---|-----------------|--------------|-------------------|
| Modular lateral files | <i>2 file drawers with suspension bars. Lock. Goes under a work surface. 1 tone only.</i> | | | |
| | 36 x 18 x 28 | 900 x 448 x 711 | 3NN_-1836LFL | 1,242 |
| | 30 x 18 x 28 | 750 x 448 x 711 | 3NN_-1830LFL | 1,176 |
| Specify the handle code (E, F). | | | | |




| | W x D x H (in) | W x D x H (mm) | Code | All Laminate (\$) |
|--|---|-----------------|--------------|-------------------|
| Modular combined pedestals | <i>2 box drawers on left, 2 file drawers with suspension bars. Lock. Pencil tray. Goes under a work surface. 1 tone only.</i> | | | |
| | 36 x 18 x 28 | 900 x 448 x 711 | 3NN_-1836COL | 1,597 |
| | 30 x 18 x 28 | 750 x 448 x 711 | 3NN_-1830COL | 1,538 |
| Specify the handle code (E, F). | | | | |








| | W x D x H (in) | W x D x H (mm) | Code | All Laminate (\$) |
|--|--|-----------------|---------------------|-------------------|
| Modular combined pedestals  | <i>2 box drawers on right, 2 file drawers with suspension bars. Lock. Pencil tray. Goes under a work surface. 1 tone only.</i> | | | |
| | 36 x 18 x 28 | 900 x 448 x 711 | 3NN_-C01836L | 1,597 |
| | 30 x 18 x 28 | 750 x 448 x 711 | 3NN_-C01830L | 1,538 |
| | Specify the handle code (E, F). | | | |


| | | | | |
|--|--|-----------------|--------------------|------------|
| Modular bookcases with doors  | <i>1 adjustable shelf. Lock. Goes under a work surface. 1 tone only.</i> | | | |
| | 36 x 18 x 28 | 900 x 448 x 711 | 3NN_-1836BL | 967 |
| | 30 x 18 x 28 | 750 x 448 x 711 | 3NN_-1830BL | 862 |
| | Specify the handle code (E, F). | | | |


STORAGE FURNITURE


| | | | | |
|--|---|-----------------|--------------------|--------------|
| Lateral file units  | <i>2 file drawers with suspension bars. Lock.</i> | | | |
| | 36 x 24 x 29 | 900 x 600 x 735 | 31N_-2436LF | 1,329 |
| | 30 x 24 x 29 | 750 x 600 x 735 | 31N_-2430LF | 1,264 |
| | 36 x 20 x 29 | 900 x 500 x 735 | 31N_-2036LF | 1,274 |
| | 30 x 20 x 29 | 750 x 500 x 735 | 31N_-2030LF | 1,211 |
| | Specify the handle code (E, F). | | | |


| | | | | |
|--|---|-----------------|--------------------|--------------|
| Combined pedestals  | <i>2 box drawers on left, 2 file drawers with suspension bars. One lock for two file drawers.</i> | | | |
| | 36 x 24 x 29 | 900 x 600 x 736 | 31N_-2436CO | 1,676 |
| | 36 x 20 x 29 | 900 x 500 x 736 | 31N_-2036CO | 1,628 |
| | Specify the handle code (E, F). | | | |


| | | | | |
|---|--|-----------------|--------------------|--------------|
| Combined pedestals  | <i>2 box drawers on right, 2 file drawers with suspension bars. One lock for two file drawers.</i> | | | |
| | 36 x 24 x 29 | 900 x 600 x 736 | 31N_-C02436 | 1,676 |
| | 36 x 20 x 29 | 900 x 500 x 736 | 31N_-C02036 | 1,628 |
| | Specify the handle code (E, F). | | | |


| | | | | |
|--|--|-----------------|-------------------|--------------|
| Bookcase units  | <i>Bookcase with doors and adjustable shelf. Lock.</i> | | | |
| | 36 x 24 x 29 | 900 x 600 x 735 | 31N_-2436B | 1,054 |
| | 30 x 24 x 29 | 750 x 600 x 735 | 31N_-2430B | 993 |
| | 36 x 20 x 29 | 900 x 500 x 735 | 31N_-2036B | 1,008 |
| | 30 x 20 x 29 | 750 x 500 x 735 | 31N_-2030B | 942 |
| | Specify the handle code (E, F). | | | |


| | | | | |
|---|--------------------------|-----------------|--------------------|------------|
| Open bookcase units  | <i>Adjustable shelf.</i> | | | |
| | 36 x 24 x 29 | 900 x 600 x 735 | 31NN-2436BE | 960 |
| | 30 x 24 x 29 | 750 x 600 x 735 | 31NN-2430BE | 912 |
| | 36 x 20 x 29 | 900 x 500 x 735 | 31NN-2036BE | 926 |
| | 30 x 20 x 29 | 750 x 500 x 735 | 31NN-2030BE | 877 |


| | | | | |
|--|--|------------------|-----------------------|--------------|
| Bookcase with doors/lateral file units  | <i>Bookcase with doors, 2 adjustable shelves. 2 file drawers with suspension bars. Lock on drawers. 1 tone only.</i> | | | |
| | 36 x 24 x 73 | 900 x 600 x 1834 | 3NN_-243673LFB | 2,135 |
| | 36 x 20 x 73 | 900 x 500 x 1834 | 3NN_-203673LFB | 2,057 |
| | 36 x 24 x 65 | 900 x 600 x 1635 | 3NN_-243665LFB | 2,071 |
| | 36 x 20 x 65 | 900 x 500 x 1635 | 3NN_-203665LFB | 1,988 |
| | Specify the handle code (E, F). | | | |


| | | | | |
|---|--|------------------|-----------------------|--------------|
| Open bookcase/lateral file units  | <i>Open bookcase, 2 adjustable shelves. 2 file drawers with suspension bars. Lock on drawers. 1 tone only.</i> | | | |
| | 36 x 24 x 73 | 900 x 600 x 1834 | 3NN_-243673LFE | 1,904 |
| | 36 x 20 x 73 | 900 x 500 x 1834 | 3NN_-203673LFE | 1,821 |
| | 36 x 24 x 65 | 900 x 600 x 1635 | 3NN_-243665LFE | 1,838 |
| | 36 x 20 x 65 | 900 x 500 x 1635 | 3NN_-203665LFE | 1,766 |
| | Specify the handle code (E, F). | | | |

| | | | | |
|---|--|------------------|----------------------|--------------|
| Storage with door/lateral file units  | <i>Bookcase with door, 2 adjustable shelves. 2 file drawers with suspension bars. Lock on drawers. Reversible door. 1 tone only.</i> | | | |
| | 24 x 24 x 73 | 600 x 600 x 1834 | 3NN_-242473FB | 1,732 |
| | 24 x 20 x 73 | 600 x 500 x 1834 | 3NN_-202473FB | 1,660 |
| | 24 x 24 x 65 | 600 x 600 x 1635 | 3NN_-242465FB | 1,676 |
| | 24 x 20 x 65 | 600 x 500 x 1635 | 3NN_-202465FB | 1,621 |
| | Specify the handle code (E, F). | | | |


| | | | | |
|--|--|------------------|---------------------|--------------|
| Storage/wardrobe units with doors  | <i>3 adjustable shelves. 1 full-width fixed shelf. Full-width clothes hanger bar. 1 tone only.</i> | | | |
| | 36 x 24 x 73 | 900 x 600 x 1834 | 3NN_-243673B | 1,942 |
| | 36 x 20 x 73 | 900 x 500 x 1834 | 3NN_-203673B | 1,798 |
| | 36 x 24 x 65 | 900 x 600 x 1635 | 3NN_-243665B | 1,838 |
| | 36 x 20 x 65 | 900 x 500 x 1635 | 3NN_-203665B | 1,676 |
| | Specify the handle code (E, F). | | | |


| | | | | |
|--|---|------------------|---------------------|--------------|
| Storage/wardrobe units with door  | <i>3 adjustable shelves. 1 full-width fixed shelf. Full-width clothes hanger bar. Reversible door. 1 tone only.</i> | | | |
| | 24 x 24 x 73 | 600 x 600 x 1834 | 3NN_-242473B | 1,490 |
| | 24 x 20 x 73 | 600 x 500 x 1834 | 3NN_-202473B | 1,411 |
| | 24 x 24 x 65 | 600 x 600 x 1635 | 3NN_-242465B | 1,411 |
| | 24 x 20 x 65 | 600 x 500 x 1635 | 3NN_-202465B | 1,335 |
| | Specify the handle code (E, F). | | | |


| | | | | |
|---|---|------------------|---------------------|------------|
| Open bookcases  | <i>73" to 65": 3 adjustable shelves, 1 fixed shelf. 48": 2 adjustable shelves. 1 tone only.</i> | | | |
| | 36 x 14 x 73 | 900 x 350 x 1834 | 3NNN-B367314 | 960 |
| | 36 x 14 x 65 | 900 x 350 x 1635 | 3NNN-B366514 | 896 |
| | 36 x 14 x 48 | 900 x 350 x 1212 | 3NNN-B364814 | 798 |

| | | | | |
|---|---------------------|----------------|--------------------|------------|
| Additional shelf  | <i>1 tone only.</i> | | | |
| | 34 x 13 x 5/8 | 864 x 330 x 16 | 3NNN-TB3614 | 153 |

PEDESTALS

| | | | | |
|---|--|-----------------|----------------------|--------------|
| Modular pedestal  | <i>2 box drawers, 1 file drawer with suspension bar. Lock. Pencil tray. Must be installed under a work surface. 1 tone only.</i> | | | |
| | 15 x 18 x 28 | 388 x 448 x 711 | 3NN_-P1518UFL | 1,041 |
| | Specify the handle code (E, F). | | | |

| | | | | |
|---|--|-----------------|----------------------|------------|
| Modular pedestal  | <i>2 file drawers with suspension bars. Lock. Must be installed under a work surface. 1 tone only.</i> | | | |
| | 15 x 18 x 28 | 388 x 448 x 711 | 3NN_-P1518FFL | 998 |
| | Specify the handle code (E, F). | | | |








| | | | | |
|---|---|-----------------|---------------|------------|
| Hanging pedestal  | <i>1 box drawer, 1 file drawer with suspension bar. Lock. Pencil tray. Must be installed under a work surface. 1 tone only.</i> | | | |
| | 15 x 18 x 19 1/4 | 388 x 448 x 489 | 3NN_-F | 918 |
| | Specify the handle code (E, F). | | | |

2-TONE LAMINATE APPLICATION: SHADED AREA CORRESPONDS TO THE FIRST CODE TO BE SPECIFIED. SECOND LAMINATE CODE WILL BE APPLIED TO THE REST OF THE PRODUCT.

 = QUICKSHIP PROGRAM

USA - FEBRUARY 2024



| | W x D x H (in) | W x D x H (mm) | Code | All Laminate (\$) |
|--|---|-----------------|----------------------|-------------------|
| Hanging pedestal – inner drawers  | <i>Pedestal with full-height front concealing 1 box drawer and 1 file drawer with suspension bar. Lock. Pencil tray. Must be installed under a work surface. 1 tone only.</i> | | | |
| | 15 x 18 x 19¼ | 388 x 448 x 489 | 3NN_-IF | 752 |
| | Specify the handle code (E, F). | | | |
| Mobile pedestal  | <i>2 box drawers, 1 file drawer with suspension bar. Brakes on front casters. Lock. Pencil tray. Fits under a work surface. 1 tone only.</i> | | | |
| | 15 x 18 x 27½ | 390 x 450 x 689 | 3NN_-MP1518UF | 1,127 |
| | Specify the handle code (E, F). | | | |
| Mobile pedestal  | <i>2 box drawers, 1 file drawer with suspension bar. Brakes on front casters. Lock. Pencil tray. Fits under a work surface. 1 tone only.</i> | | | |
| | 15 x 22 x 27½ | 390 x 550 x 689 | 3NN_-MP1522UF | 1,211 |
| | Specify the handle code (E, F). | | | |
| Mobile pedestal  | <i>2 file drawers with suspension bars. Brakes on front casters. Lock. Fits under a work surface. 1 tone only.</i> | | | |
| | 15 x 22 x 27½ | 390 x 550 x 689 | 3NN_-MP1522FF | 1,169 |
| | Specify the handle code (E, F). | | | |
| Mobile pedestal  | <i>1 box drawer, 1 file drawer with suspension bar. Brakes on front casters. Lock. Pencil tray. Fits under a work surface. 1 tone only.</i> | | | |
| | 15 x 18 x 20¾ | 390 x 450 x 527 | 3NN_-MP1518F | 1,041 |
| | Specify the handle code (E, F). | | | |
| Mobile pedestal  | <i>1 box drawer, 1 file drawer with suspension bar. Pencil tray. Brakes on front casters. Lock. Fits under a work surface. 1 tone only.</i> | | | |
| | 15 x 22 x 20¾ | 390 x 550 x 527 | 3NN_-MP1522F | 1,065 |
| | Specify the handle code (E, F). | | | |
| Mobile pedestal – inner drawers  | <i>Pedestal with full-height front concealing 1 box drawer and 1 file drawer with suspension bar. Brakes on front casters. Lock. Pencil tray. Fits under a work surface. 1 tone only.</i> | | | |
| | 15 x 18 x 20¾ | 390 x 450 x 527 | 3NN_-MP1518IF | 885 |
| | Specify the handle code (E, F). | | | |

2-TONE LAMINATE APPLICATION- SHADED AREA CORRESPONDS TO THE FIRST CODE TO BE SPECIFIED. SECOND LAMINATE CODE WILL BE APPLIED TO THE REST OF THE PRODUCT.

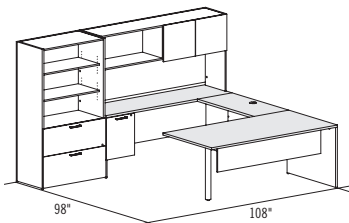
 = QUICKSHIP PROGRAM

USA – FEBRUARY 2024



SUGGESTIONS

31NE-PLAN01



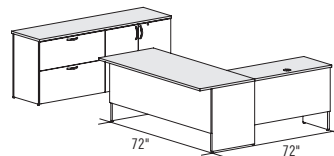
Plan shown in Concept 300 Flyer:

QS31NE-PLAN01 **\$5,393**

- 1 QS31NN-RTM3672
- 1 QS31NN-BR2042
- 1 QS31NE-IF2072S
- 1 QS3NNN-E723616PR
- 1 QS3NNE-203665LFE

Square pull (E).

31NF-PLAN03



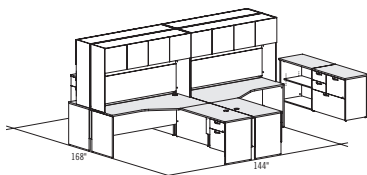
Plan shown in Concept 300 Flyer:

QS31NF-PLAN03 **\$4,192**

- 1 QS31NF-S3072F
- 1 QS31NF-IF2042R
- 1 QS31NF-LF2072B

Round pull (F).

31NF-PLAN02



Plan shown in Concept 300 Flyer:

QS31NF-PLAN02 **\$17,380**

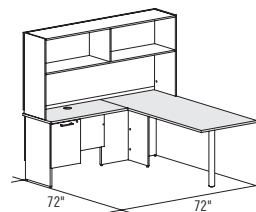
- 2 QS31NN-CM723624A
- 2 QS31NN-CM367224A
- 2 QS31NF-F2448R
- 2 QS31NF-R2448F
- 4 QS3NNN-E724416P
- 1 QS31NF-2036CO
- 1 QS31NN-2036BE

Round pull (F).

Options **\$19,575**

- 4 QSLGC-TK7019E

31NE-PLAN04



Plan shown in Concept 300 Flyer:

QS31NE-PLAN04 **\$2,651**

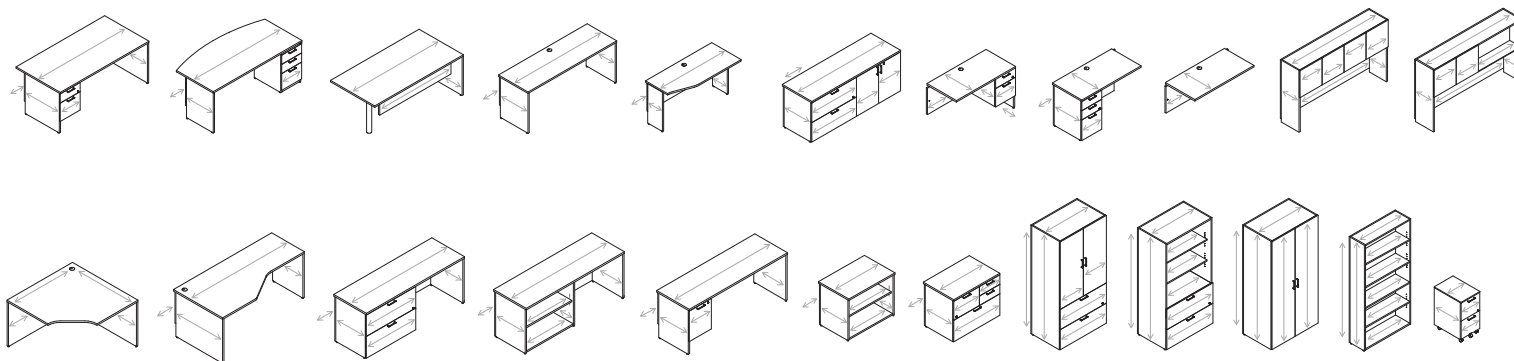
- 1 QS31NN-RT3072
- 1 QS31NE-IF2042R
- 1 QS3NNN-E723616

Square pull (E).

Options **\$3,184**

- 1 QSLGC-TK7015E

TYPICAL WOOD GRAIN DIRECTION FOR CONCEPT 300:



2-TONE LAMINATE APPLICATION: SHADED AREA CORRESPONDS TO THE FIRST CODE TO BE SPECIFIED. SECOND LAMINATE CODE WILL BE APPLIED TO THE REST OF THE PRODUCT.

= QUICKSHIP PROGRAM


USA - FEBRUARY 2024



EDGEBANDING

Furniture with 1" (25 mm) thick tops.

N EDGE



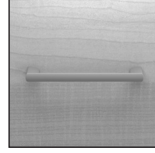
Smooth 1/16" (1,5 mm) thick edge.

The **N edge** is matched with the finish specified for the surface.

HANDLE

Metal handle.

E – Square, Silver



CODIFICATION

| Series | Thickness | Options | |
|--------|---------------------------|----------|--------------|
| | | Handle | Accent color |
| CA | 1 Thermofused laminate 1" | E Square | S Silver |

REVERSIBLE



All C.A. storage and work surfaces are reversible and fit together left or right. A big plus if you change your space... or change your mind!

IMPORTANT

All LACASSE laminate colors are available except for the modular pedestal and the lateral file unit which come in Snow (SNO) finish only. All furniture is shipped ready-to-assemble, except the modular pedestal and the lateral file unit which ship assembled.

Casegoods are made of particleboard panels finished on both sides with mar-resistant high-performance thermofused laminate (45 lbs/ft³). The black full extension ball bearing suspensions have a load capacity of 100 lbs to 150 lbs depending on the type of drawer. The lateral file unit has an anti-tipping system. All door hinges are 110°. Levelers allow up to 1 1/2" (38 mm) height adjustment.

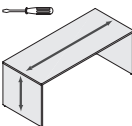
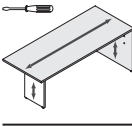
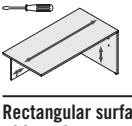
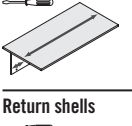
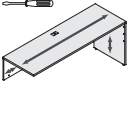
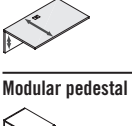

LACASSE QUICKSHIP PROGRAM*

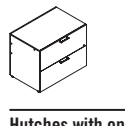
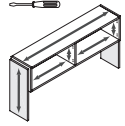
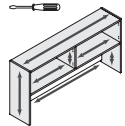
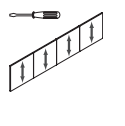
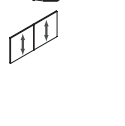
Products and suggested layouts identified by this pictogram are part of the Lacasse quick delivery program.

Please refer to page 3 for complete program details.

* Due to current market conditions, always refer to our Lead-Time Guide for a confirmation of our current Lacasse QuickShip lead-times.

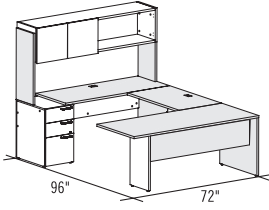


| | W x D x H (in) | W x D x H (mm) | Code | Price (\$) |
|--|--|------------------|----------------|------------|
| Desk shell  | <i>Recessed half-height modesty panel.</i> | | | |
| | 72 x 30 x 29 | 1800 x 750 x 735 | CA1NN-TDM3072 | 823 |
| Rectangular table with modesty panel  | <i>Reversible. Half-height laminate modesty panel.</i> | | | |
| | 72 x 30 x 29 | 1800 x 750 x 735 | CA1NN-RTM3072 | 773 |
| Rectangular surface-return with modesty panel  | <i>Reversible. Recessed half-height modesty panel. Can accommodate 1 modular pedestal or 1 lateral file unit.</i> | | | |
| | 60 x 30 x 29 | 1500 x 750 x 735 | CA1NN-RTS3060 | 605 |
| Rectangular surface with modesty panel  | <i>Recessed half-height modesty panel. Can accommodate 2 modular pedestals or 2 lateral file units.</i> | | | |
| | 60 x 30 x 29 | 1500 x 750 x 735 | CA1NN-BD3060 | 490 |
| Return shells  | <i>Reversible. Half-height modesty panel. Can accommodate 1 modular pedestal or 1 lateral file unit. Grommet.</i> | | | |
| | 72 x 24 x 29 | 1800 x 600 x 735 | CA1NS-R2472S | 580 |
| | 60 x 24 x 29 | 1500 x 600 x 735 | CA1NS-R2460S | 563 |
| | 48 x 24 x 29 | 1200 x 600 x 735 | CA1NS-R2448S | 540 |
| Bridge-return  | <i>Reversible. Half-height modesty panel. Grommet.</i> | | | |
| | 42 x 24 x 29 | 1050 x 600 x 735 | CA1NS-BR2442 | 372 |
| Modular pedestal  | <i>2 box drawers, 1 file drawer with suspension bar. Pencil tray. Lock. Must be installed under a surface. Snow (SNO) finish only.</i> | | | |
| | 16 x 23 x 28 | 400 x 598 x 713 | CANES-P1623UFL | 998 |

| | W x D x H (in) | W x D x H (mm) | Code | Price (\$) |
|--|--|------------------|----------------|------------|
| Lateral file unit  | <i>2 file drawers with suspension bar. Lock. Can be used freestanding or can be installed under a surface. Snow (SNO) finish only.</i> | | | |
| | 36 x 23 x 28 | 900 x 598 x 713 | CANES-2336LFL | 1,282 |
| Hutches with open back, adjustable sides – 36" H  | <i>Clearance: 19 3/16" (488 mm). Side panels allow up to 1" (25 mm) height adjustment. Can accommodate a set of 2 or 4 doors.</i> | | | |
| | 72 x 16 x 36 | 1800 x 400 x 900 | CANNN-EA723616 | 807 |
| | 60 x 16 x 36 | 1500 x 400 x 900 | CANNN-EA603616 | 773 |
| Hutches with closed back – 36" H  | <i>Clearance: 19 3/16" (488 mm). Grommet on the back. Can accommodate a set of 2 or 4 doors.</i> | | | |
| | 72 x 16 x 36 | 1800 x 400 x 900 | CANNN-E723616 | 807 |
| | 60 x 16 x 36 | 1500 x 400 x 900 | CANNN-E603616 | 773 |
| Sets of 4 doors for hutches  | <i>Hardware included.</i> | | | |
| | <i>For hutches with open back.</i> | | | |
| | 72 x 16 x % | 1800 x 400 x 16 | CANNN-EA72P4 | 338 |
| | 60 x 16 x % | 1500 x 400 x 16 | CANNN-EA60P4 | 323 |
| | <i>For hutches with closed back.</i> | | | |
| | 72x 16 x % | 1800 x 400 x 16 | CANNN-E72P4 | 338 |
| | 60 x 16 x % | 1500 x 400 x 16 | CANNN-E60P4 | 323 |
| Sets of 2 doors for hutches  | <i>Hardware included.</i> | | | |
| | <i>For hutches with open back.</i> | | | |
| | 36 x 16 x % | 900 x 400 x 16 | CANNN-EA72P2 | 168 |
| | 30 x 16 x % | 750 x 400 x 16 | CANNN-EA60P2 | 160 |
| | <i>For hutches with closed back.</i> | | | |
| | 36 x 16 x % | 900 x 400 x 16 | CANNN-E72P2 | 168 |
| | 30 x 16 x % | 750 x 400 x 16 | CANNN-E60P2 | 160 |

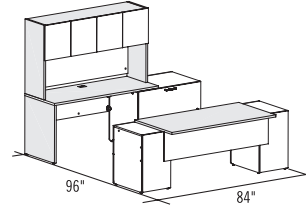
SUGGESTIONS

CA-PLAN01



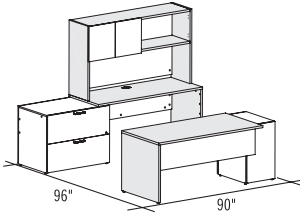
| QSCA1ES-PLAN01 | \$3,685 |
|--------------------|---------|
| 1 QSCA1NN-RTM3072 | |
| 1 QSCA1NS-BR2442 | |
| 1 QSCA1NS-R2460S | |
| 1 QSCANES-P1623UFL | |
| 1 QSCANNN-EA723616 | |
| 1 QSCANNN-EA72P2 | |

CA-PLAN03



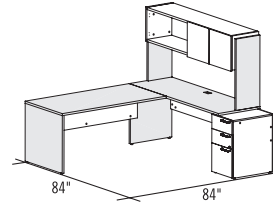
| QSCA1ES-PLAN03 | \$5,431 |
|--------------------|---------|
| 1 QSCA1NN-BD3060 | |
| 2 QSCANES-P1623UFL | |
| 1 QSCA1NS-R2460S | |
| 1 QSCANES-2336LFL | |
| 1 QSCANNN-E603616 | |
| 1 QSCANNN-E60P4 | |

CA-PLAN02



| QSCA1ES-PLAN02 | \$4,386 |
|--------------------|---------|
| 1 QSCA1NN-RTS3060 | |
| 1 QSCANES-P1623UFL | |
| 1 QSCA1NS-R2460S | |
| 1 QSCANES-2336LFL | |
| 1 QSCANNN-E603616 | |
| 1 QSCANNN-E60P2 | |

CA-PLAN04



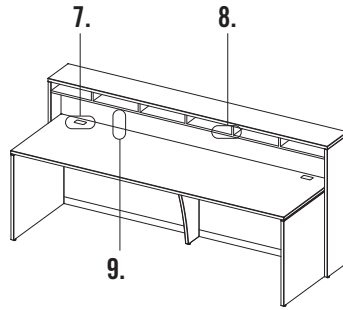
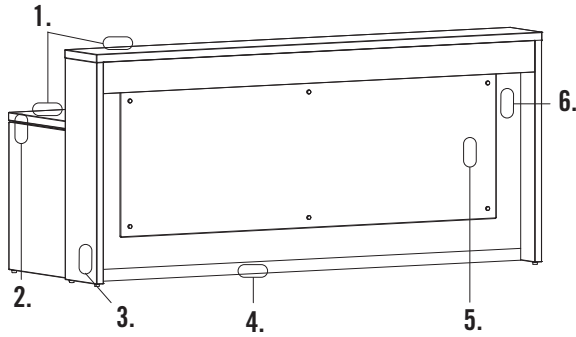
| QSCA1ES-PLAN04 | \$3,157 |
|--------------------|---------|
| 1 QSCA1NN-RTS3060 | |
| 1 QSCANES-P1623UFL | |
| 1 QSCA1NS-R2472S | |
| 1 QSCANNN-EA723616 | |
| 1 QSCANNN-EA72P2 | |

RECEPTION Furniture



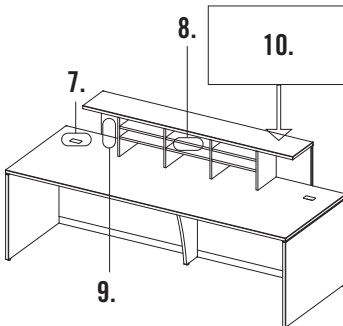
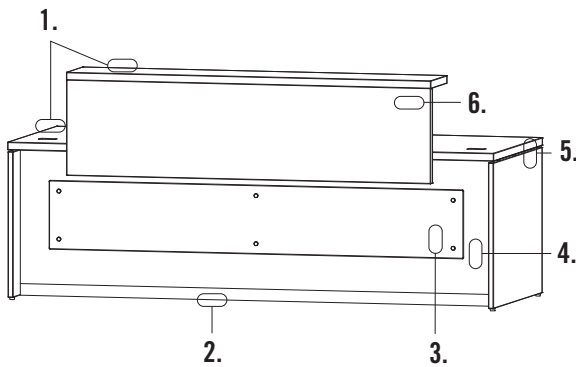
GENERAL CHARACTERISTICS

STYLE MORPHEO, 43" H



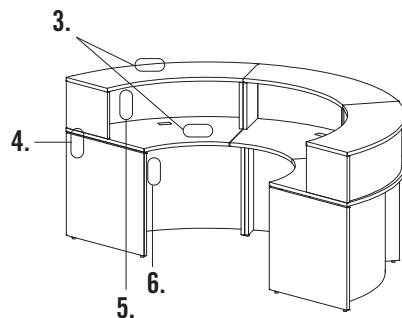
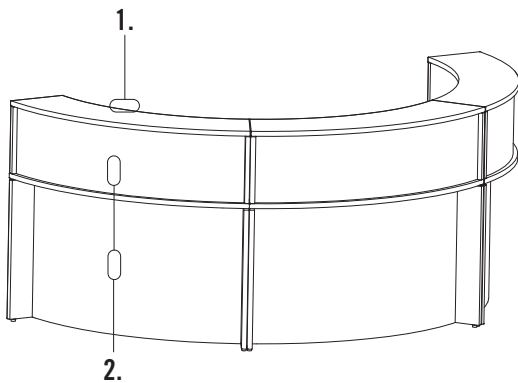
1. Thermofused or high-pressure laminate surfaces, 1" (25 mm) or 1½" (38 mm) thick.
2. Aluminum spacers.
3. Panel, 1" (25 mm) or 1½" (38 mm) thick.
4. Anodized aluminum kickplate (optional).
5. Front acrylic panel option: T Translucent or X Matrix (optional).
6. Recessed modesty panel. Available space to accommodate a lighting unit: 4½" (115 mm) deep, 2½" (64 mm) high. Lighting unit sold separately (LGC-LED_ _).
7. 2 grommets at both ends.
8. Pigeonholes accommodate legal size documents.
9. Clearance under shelf: 9½" (233 mm) under a 1" (25 mm) shelf, 8⅞" (220 mm) under a 1½" (38 mm) shelf. Space can accommodate a LGC-TK4809H tackboard.

STYLE MORPHEO, 29" H

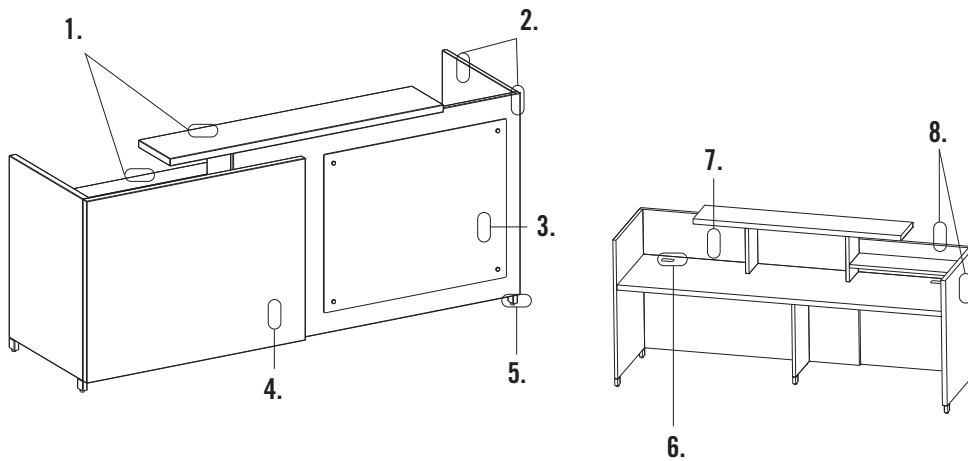


1. Thermofused or high-pressure laminate surfaces, 1" (25 mm) or 1½" (38 mm) thick.
2. Anodized aluminum kickplate (optional).
3. Front acrylic panel option: T Translucent or X Matrix (optional).
4. Recessed modesty panel. Available space to accommodate a lighting unit: 5¼" (134 mm) deep. Lighting unit sold separately (LGC-LED_ _).
5. Aluminum spacers.
6. Panel, 1" (25 mm) or 1½" (38 mm) thick.
7. 2 grommets at both ends.
8. Modular countertop has pigeonholes to accommodate legal size documents.
9. Clearance under shelf: 12½" (318 mm) under a 1" (25 mm) shelf, 12" (306 mm) under a 1½" (38 mm) shelf.
10. Ability to convert a standard rectangular desk into a reception station by adding a modular countertop.

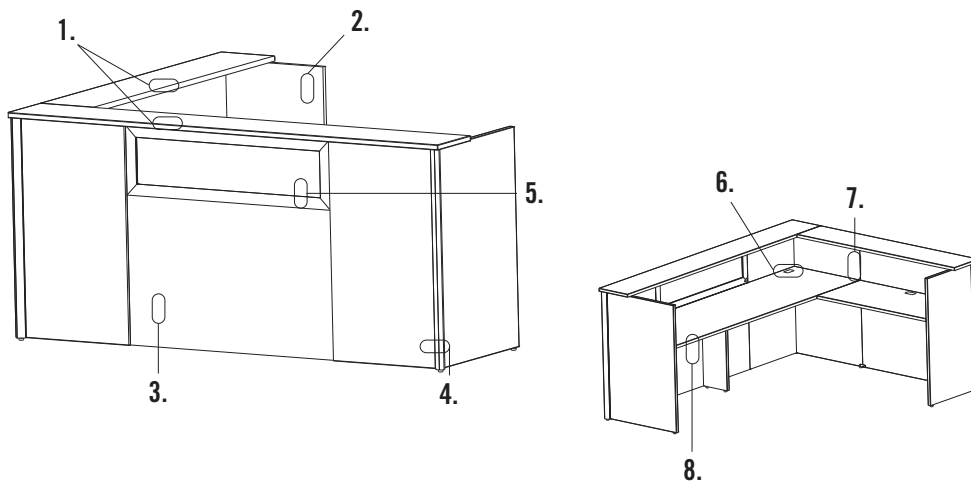
STYLE MORPHEO, 60° ET 90°



1. Modular countertops.
2. High-pressure laminate recessed front and modesty panel.
3. Thermofused or high-pressure laminate surfaces, 1" (25 mm) or 1½" (38 mm) thick.
4. Aluminum spacers.
5. Clearance under shelf: 12½" (318 mm).
6. Can accommodate a suspended pedestal MNN_-F or 18" (448 mm) deep modular pedestals (sold separately).

STYLE QUAD


1. Thermofused or high-pressure laminate surfaces, 1½" (38 mm) thick.
2. Panels, 1" (25 mm) thick.
3. Front acrylic panel (optional).
4. 1½" (38 mm) thick panel juxtaposed on a 1" (25 mm) thick panel.
5. Metal legs in accent color Silver (S) or Anthracite Grey (A).
6. 2 grommets at both ends.
7. Clearance under shelf: 12¼" (311 mm).
8. Panels, 1½" (38 mm) thick.
9. Reception returns available to match with desks.

STYLE CONCEPT 3


1. Thermofused laminate surfaces, 1" (25 mm).
2. Reversible return shell (sold separately) accommodates a C3-UF18 modular pedestal (sold separately).
3. ⅝" (16 mm) panel between two 1" (25 mm) panels.
4. Anodized aluminum legs.
5. Anodized aluminum frame with translucent acrylic insert.
6. 2 grommets at both ends.
7. Clearance under shelf: 12½" (318 mm).
8. Desk accommodates C3-FF24 or C3-UF24 modular pedestals (sold separately).




EDGEBANDING

Furniture with 1" and 1½" (25 and 38 mm) thick tops.

Furniture with 1½" (38 mm) thick tops.


N Edge



Smooth, 1/16" (1,5 mm) thick edge.

The N edge is matched with the finish specified for the surface.


Textured 1 Edge




Textured, 1/8" (3 mm) thick edge.

The textured 1 and 2 edges are available (and in matching color) ONLY when a ATH, BUC, CCL, CER, ERH, HRG, HZN, RAS, SAH or TOM wood grain finish is specified for the surface.


Textured 2 Edge




HANDLES




A – Arcade




C – Cubic



K – Classic



W – Waterfall



Z – Straight

LEGS



Q – Square



V – Round

ALUMINUM KICKPLATE




M – Anodized Aluminum

MODESTY PANELS / DOOR INSERTS




T – Translucent



X – Matrix

ACCENT COLORS



S – Silver



A – Anthracite Grey

Exception: Furniture with aluminum doors or kickplate are available in Silver anodized aluminum only.

CODIFICATION

| Series | Options | | | |
|----------|------------------------------|------------------------|---|---|
| | Thickness | Edgebanding | Handles / Legs | Accent color |
| M | 1 Thermofused laminate 1" | N Smooth edge | A Arcade C Cubic K Classic W Waterfall Z Straight Q Square leg V Round leg | A Anthracite Grey S Silver |
| | 2 High-pressure laminate 1" | | | |
| | 5 Thermofused laminate 1½" | 2 Textured edge | | |
| | 6 High-pressure laminate 1½" | | | |

| W x D x H (in) | W x D x H (mm) | Code | All Laminate (\$) | HPL Surfaces (\$) |
|---|-------------------|------------------------|-------------------|-------------------|
| Reception desks with transaction countertop, 43" H | | | | |
| <i>Transaction countertop with pigeonholes. Full-height modesty panel. Can accommodate 1 or 2 pedestals. 2 grommets on the work surface and 2 wiring accesses allowing the passage of electrical cables for a lighting unit on the front of the modesty panel. Lighting sold separately (LGC-LED_ _).</i> | | | | |
| 96 x 36 x 42¾ | 2400 x 900 x 1087 | M_NN_-GS369643S | 3,262 | 3,925 |
| 84 x 36 x 42¾ | 2100 x 900 x 1087 | M_NN_-GS368443S | 3,108 | 3,723 |
| 72 x 36 x 42¾ | 1800 x 900 x 1087 | M_NN_-GS367243S | 2,957 | 3,553 |
| 1" (25 mm) surfaces: Clearance of 9 1/8" (233 mm) under the countertop. Specify the surface type (1, 2). Edge N. Specify the accent color (A, S). | | | | |
| 97 x 36 x 43 9/16 | 2425 x 900 x 1100 | M__N_-GS369743S | 3,586 | 4,312 |
| 85 x 36 x 43 9/16 | 2125 x 900 x 1100 | M__N_-GS368543S | 3,407 | 4,101 |
| 73 x 36 x 43 9/16 | 1825 x 900 x 1100 | M__N_-GS367343S | 3,248 | 3,894 |
| 1½" (38 mm) surfaces: Clearance of 8 5/8" (220 mm) under the countertop. Specify the surface type (5, 6). Specify the edge (N, 1, 2). Specify the accent color (A, S). | | | | |
| 96": 6 pigeonholes. 84": 5 pigeonholes. 72": 4 pigeonholes. | | | | |

Aluminum kickplate option: specify S at the accent option, M at the end of the code and add \$242. Ex.: M__NS-GC489743M.

Packaged in 2 boxes.

| W x D x H (in) | W x D x H (mm) | Code | All Laminate (\$) | HPL Surfaces (\$) |
|--|--------------------|-----------------------|-------------------|-------------------|
| Right extended corner reception desks, 43" H | | | | |
| <i>Transaction countertop with pigeonholes. Full-height modesty panel. Extended work surface can accommodate a 24" D (600 mm) return unit on left, and 1 or 2 pedestals underneath. 2 grommets on the work surface and 2 wiring accesses allowing the passage of electrical cables for a lighting unit on the front of the modesty panel. Lighting sold separately (LGC-LED_ _).</i> | | | | |
| 96 x 48 x 42¾ | 2400 x 1200 x 1087 | M_NN_-GC489643 | 3,780 | 4,526 |
| 84 x 48 x 42¾ | 2100 x 1200 x 1087 | M_NN_-GC488443 | 3,586 | 4,312 |
| 72 x 48 x 42¾ | 1800 x 1200 x 1087 | M_NN_-GC487243 | 3,407 | 4,101 |
| 1" (25 mm) surfaces: Clearance of 9 1/8" (233 mm) under the countertop. Specify the surface type (1, 2). Edge N. Specify the accent color (A, S). | | | | |
| 97 x 48 x 43 9/16 | 2425 x 1200 x 1100 | M__N_-GC489743 | 4,150 | 4,980 |
| 85 x 48 x 43 9/16 | 2125 x 1200 x 1100 | M__N_-GC488543 | 3,950 | 4,748 |
| 73 x 48 x 43 9/16 | 1825 x 1200 x 1100 | M__N_-GC487343 | 3,746 | 4,497 |
| 1½" (38 mm) surfaces: Clearance of 8 5/8" (220 mm) under the countertop. Specify the surface type (5, 6). Specify the edge (N, 1, 2). Specify the accent color (A, S). | | | | |
| 96": 6 pigeonholes. 84": 5 pigeonholes. 72": 4 pigeonholes. | | | | |

Aluminum kickplate option: specify S at the accent option, M at the end of the code and add \$242. Ex.: M__NS-GC489743M.

Packaged in 3 boxes.



| W x D x H (in) | W x D x H (mm) | Code | All Laminate (\$) | HPL Surfaces (\$) |
|--|--------------------|-----------------|-------------------|-------------------|
| Left extended corner reception desks, 43" H | | | | |
| | | | | |
| <i>Transaction countertop with pigeonholes. Full-height modesty panel. Extended work surface can accommodate a 24" D (600 mm) return unit on right, and 1 or 2 pedestals underneath. 2 grommets on the work surface and 2 wiring accesses allowing the passage of electrical cables for a lighting unit on the front of the modesty panel. Lighting sold separately (LGC-LED__).</i> | | | | |
| 96 x 48 x 42 ³ / ₄ | 2400 x 1200 x 1087 | M__NN__GC964843 | 3,780 | 4,526 |
| 84 x 48 x 42 ³ / ₄ | 2100 x 1200 x 1087 | M__NN__GC844843 | 3,586 | 4,312 |
| 72 x 48 x 42 ³ / ₄ | 1800 x 1200 x 1087 | M__NN__GC724843 | 3,407 | 4,101 |
| 1" (25 mm) surfaces: Clearance of 9 ¹ / ₈ " (233 mm) under the countertop. Specify the surface type (1, 2). Edge N. Specify the accent color (A, S). | | | | |
| 97 x 48 x 43 ⁵ / ₁₆ | 2425 x 1200 x 1100 | M__N__GC974843 | 4,150 | 4,980 |
| 85 x 48 x 43 ⁵ / ₁₆ | 2125 x 1200 x 1100 | M__N__GC854843 | 3,950 | 4,748 |
| 73 x 48 x 43 ⁵ / ₁₆ | 1825 x 1200 x 1100 | M__N__GC734843 | 3,746 | 4,497 |
| 1 ¹ / ₂ " (38 mm) surfaces: Clearance of 8 ⁵ / ₈ " (220 mm) under the countertop. Specify the surface type (5, 6). Specify the edge (N, 1, 2). Specify the accent color (A, S). | | | | |
| 96": 6 pigeonholes. 84": 5 pigeonholes. 72": 4 pigeonholes. | | | | |
| Aluminum kickplate option: specify S at the accent option, M at the end of the code and add \$242. Ex.: M__NS-GC489743M. | | | | |
| Packaged in 3 boxes. | | | | |

| W x D x H (in) | W x D x H (mm) | Code | All Laminate (\$) | HPL Surfaces (\$) |
|--|------------------|----------------|-------------------|-------------------|
| Rectangular desks, 36" D | | | | |
| | | | | |
| <i>Recessed, full-height modesty panel. Can accommodate 1 or 2 pedestals. 2 grommets.</i> | | | | |
| 96 x 36 x 29 ³ / ₈ | 2400 x 900 x 744 | M__NN__GS3696S | 1,490 | 1,780 |
| 84 x 36 x 29 ³ / ₈ | 2100 x 900 x 744 | M__NN__GS3684S | 1,411 | 1,702 |
| 72 x 36 x 29 ³ / ₈ | 1800 x 900 x 744 | M__NN__GS3672S | 1,345 | 1,621 |
| Specify the surface type (1, 2). Edge N. Specify the accent color (A, S). | | | | |
| 96 x 36 x 29 ⁷ / ₈ | 2400 x 900 x 757 | M__N__GS3696S | 1,635 | 1,959 |
| 84 x 36 x 29 ⁷ / ₈ | 2100 x 900 x 757 | M__N__GS3684S | 1,557 | 1,869 |
| 72 x 36 x 29 ⁷ / ₈ | 1800 x 900 x 757 | M__N__GS3672S | 1,490 | 1,780 |
| Specify the surface type (5, 6). Specify the edge (N, 1, 2). Specify the accent color (A, S). | | | | |
| Aluminum kickplate option: specify S at the accent option, M at the end of the code and add \$242. Ex.: M__NS-GC489743M. | | | | |

| W x D x H (in) | W x D x H (mm) | Code | All Laminate (\$) | HPL Surfaces (\$) |
|--|------------------|----------------|-------------------|-------------------|
| Rectangular desks, 30" D | | | | |
| | | | | |
| <i>Recessed, full-height modesty panel. Can accommodate 1 or 2 pedestals. 2 grommets.</i> | | | | |
| 72 x 30 x 29 ³ / ₈ | 1800 x 750 x 744 | M__NN__GS3072S | 1,264 | 1,518 |
| 60 x 30 x 29 ³ / ₈ | 1500 x 750 x 744 | M__NN__GS3060S | 1,201 | 1,434 |
| 48 x 30 x 29 ³ / ₈ | 1200 x 750 x 744 | M__NN__GS3048S | 1,138 | 1,379 |
| 36 x 30 x 29 ³ / ₈ | 900 x 750 x 744 | M__NN__GS3036S | 1,088 | 1,317 |
| Specify the surface type (1, 2). Edge N. Specify the accent color (A, S). Specify leg panel choice at the end of the code (A, B, C). | | | | |
| 72 x 30 x 29 ⁷ / ₈ | 1800 x 750 x 757 | M__N__GS3072S | 1,384 | 1,660 |
| 60 x 30 x 29 ⁷ / ₈ | 1500 x 750 x 757 | M__N__GS3060S | 1,322 | 1,585 |
| 48 x 30 x 29 ⁷ / ₈ | 1200 x 750 x 757 | M__N__GS3048S | 1,256 | 1,506 |
| 36 x 30 x 29 ⁷ / ₈ | 900 x 750 x 757 | M__N__GS3036S | 1,201 | 1,434 |
| Specify the surface type (5, 6). Specify the edge (N, 1, 2). Specify the accent color (A, S). Specify leg panel choice at the end of the code (A, B, C). | | | | |
| Aluminum kickplate option: specify S at the accent option, M before leg choice and add \$242. Ex.: M__NS-GC9648MA. | | | | |

AVAILABLE LEG OPTIONS



(A) 2 full-width legs



(B) 1 full, 1 recessed



(C) 1 recessed, 1 full



(D) 2 recessed legs

| W x D x H (in) | W x D x H (mm) | Code | All Laminate (\$) | HPL Surfaces (\$) |
|--|-------------------|---------------|-------------------|-------------------|
| Right extended corner desks | | | | |
| | | | | |
| <i>Recessed, full-height modesty panel. Extended work surface can accommodate a 24" D (600 mm) return unit on left, and 1 or 2 pedestals underneath. 2 grommets.</i> | | | | |
| 96 x 48 x 29 ³ / ₈ | 2400 x 1200 x 744 | M__NN__GC4896 | 2,129 | 2,546 |
| 84 x 48 x 29 ³ / ₈ | 2100 x 1200 x 744 | M__NN__GC4884 | 2,029 | 2,433 |
| 72 x 48 x 29 ³ / ₈ | 1800 x 1200 x 744 | M__NN__GC4872 | 1,942 | 2,322 |
| Specify the surface type (1, 2). Edge N. Specify the accent color (A, S). Specify leg panel choice at the end of the code (A, B). | | | | |
| 96 x 48 x 29 ⁷ / ₈ | 2400 x 1200 x 757 | M__N__GC4896 | 2,329 | 2,805 |
| 84 x 48 x 29 ⁷ / ₈ | 2100 x 1200 x 757 | M__N__GC4884 | 2,241 | 2,676 |
| 72 x 48 x 29 ⁷ / ₈ | 1800 x 1200 x 757 | M__N__GC4872 | 2,135 | 2,566 |
| Specify the surface type (5, 6). Specify the edge (N, 1, 2). Specify the accent color (A, S). Specify leg panel choice at the end of the code (A, B). | | | | |
| 96" to 84": Packaged in 2 boxes. | | | | |
| Aluminum kickplate option: specify S at the accent option, M before leg choice and add \$242. Ex.: M__NS-GC9648MA. | | | | |

| W x D x H (in) | W x D x H (mm) | Code | All Laminate (\$) | HPL Surfaces (\$) |
|---|-------------------|---------------|-------------------|-------------------|
| Left extended corner desks | | | | |
| | | | | |
| <i>Recessed, full-height modesty panel. Extended work surface can accommodate a 24" D (600 mm) return unit on right, and 1 or 2 pedestals underneath. Pedestal sold separately. 2 grommets.</i> | | | | |
| 96 x 48 x 29 ³ / ₈ | 2400 x 1200 x 744 | M__NN__GC9648 | 2,129 | 2,546 |
| 84 x 48 x 29 ³ / ₈ | 2100 x 1200 x 744 | M__NN__GC8448 | 2,029 | 2,433 |
| 72 x 48 x 29 ³ / ₈ | 1800 x 1200 x 744 | M__NN__GC7248 | 1,942 | 2,322 |
| Specify the surface type (1, 2). Edge N. Specify the accent color (A, S). Specify leg panel choice at the end of the code (A, B). | | | | |
| 96 x 48 x 29 ⁷ / ₈ | 2400 x 1200 x 757 | M__N__GC9648 | 2,329 | 2,805 |
| 84 x 48 x 29 ⁷ / ₈ | 2100 x 1200 x 757 | M__N__GC8448 | 2,241 | 2,676 |
| 72 x 48 x 29 ⁷ / ₈ | 1800 x 1200 x 757 | M__N__GC7248 | 2,135 | 2,566 |
| Specify the surface type (5, 6). Specify the edge (N, 1, 2). Specify the accent color (A, S). Specify leg panel choice at the end of the code (A, B). | | | | |
| 96" to 84": Packaged in 2 boxes. | | | | |
| Aluminum kickplate option: specify S at the accent option, M before leg choice and add \$242. Ex.: M__NS-GC9648MA. | | | | |

| W x D x H (in) | W x D x H (mm) | Code | All Laminate (\$) | HPL Surfaces (\$) |
|---|-------------------|--------------|-------------------|-------------------|
| Curved desks, 90° | | | | |
| | | | | |
| <i>Recessed, full-height curved modesty panel. 30" (750 mm) deep. Can accommodate 1 hanging pedestal MNN__-F or a modular 18" deep pedestal. 1 grommet.</i> | | | | |
| 54 x 54 x 29 ³ / ₈ | 1350 x 1350 x 744 | M__NN__GRD90 | 4,246 | 5,095 |
| Specify the surface type (1, 2). Edge N. Specify the accent color (A, S). Specify leg panel choice at the end of the code (A, B, C). | | | | |
| 54 x 54 x 29 ⁷ / ₈ | 1350 x 1350 x 757 | M__N__GRD90 | 4,666 | 5,592 |
| Specify the surface type (5, 6). Specify the edge (N, 1, 2). Specify the accent color (A, S). Specify leg panel choice at the end of the code (A, B, C). | | | | |
| Packaged in 2 boxes. | | | | |

| W x D x H (in) | W x D x H (mm) | Code | All Laminate (\$) | HPL Surfaces (\$) |
|---|-------------------|--------------|-------------------|-------------------|
| Curved desks, 60° | | | | |
| | | | | |
| <i>Recessed, full-height curved modesty panel. 30" (750 mm) deep. Can accommodate 1 hanging pedestal MNN__-F or a modular 18" deep pedestal. Pedestal sold separately. 1 grommet.</i> | | | | |
| 42 x 47 x 29 ³ / ₈ | 1049 x 1168 x 744 | M__NN__GRD60 | 3,877 | 4,651 |
| Specify the surface type (1, 2). Edge N. Specify the accent color (A, S). Specify leg panel choice at the end of the code (A, B, C). | | | | |
| 42 x 47 x 29 ⁷ / ₈ | 1049 x 1168 x 757 | M__N__GRD60 | 4,246 | 5,095 |
| Specify the surface type (5, 6). Specify the edge (N, 1, 2). Specify the accent color (A, S). Specify leg panel choice at the end of the code (A, B, C). | | | | |
| Packaged in 2 boxes. | | | | |



| W x D x H (in) | W x D x H (mm) | Code | All Laminate (\$) | HPL Surfaces (\$) |
|--|-----------------|---------------|-------------------|-------------------|
| ADA counters | | | | |
| <i>Clearance of 30" (764 mm) under the countertop. Kneespace of 18 7/8" (480 mm). Half-height modesty panel.</i> | | | | |
| 36 x 35 x 31 | 900 x 883 x 777 | M_NNN-G303632 | 960 | 1,161 |
| 36 x 29 x 31 | 900 x 733 x 777 | M_NNN-G243632 | 912 | 1,096 |
| Specify the surface type (1, 2). Edge N. | | | | |
| 36 x 35 x 32 | 900 x 883 x 802 | M__NN-G303632 | 1,054 | 1,264 |
| 36 x 29 x 32 | 900 x 733 x 802 | M__NN-G243632 | 1,008 | 1,211 |
| Specify the surface type (5, 6). Specify the edge (N, 1, 2). | | | | |

| W x D x H (in) | W x D x H (mm) | Code | All Laminate (\$) | HPL Surfaces (\$) |
|---|-------------------|--------------|-------------------|-------------------|
| Modular countertops, 43" H | | | | |
| <i>Recessed, full-height modesty panel. 4 pigeonholes. 1 wiring access allowing the passage of electrical cables for a lighting unit on the front of the modesty panel. Lighting sold separately (LGC-LED__). Can be used on all standard 72" (1800 mm) Lacasse desk. Can not be used with a table with metal legs.</i> | | | | |
| 73 x 12 x 42 3/4 | 1857 x 300 x 1087 | M_NNN-MC7343 | 1,760 | 2,111 |
| Specify the surface type (1, 2). Edge N. | | | | |
| 74 x 12 x 43 5/16 | 1880 x 300 x 1100 | M__NN-MC7443 | 1,942 | 2,322 |
| Specify the surface type (5, 6). Specify the edge (N, 1, 2). | | | | |

Aluminum kickplate option: change M__N to: M__M, add \$242.

| W x D x H (in) | W x D x H (mm) | Code | All Laminate (\$) | HPL Surfaces (\$) |
|--|------------------|----------------|-------------------|-------------------|
| Modular countertops / shelves, 14" H | | | | |
| <i>Removable shelves. 1 tone only.</i> | | | | |
| 72 x 12 x 13 1/2 | 1800 x 300 x 344 | M_NNN-MC7214DV | 1,530 | 1,838 |
| 66 x 12 x 13 1/2 | 1650 x 300 x 344 | M_NNN-MC6614DV | 1,452 | 1,749 |
| 60 x 12 x 13 1/2 | 1500 x 300 x 344 | M_NNN-MC6014DV | 1,384 | 1,660 |
| 54 x 12 x 13 1/2 | 1350 x 300 x 344 | M_NNN-MC5414DV | 1,322 | 1,585 |
| 48 x 12 x 13 1/2 | 1200 x 300 x 344 | M_NNN-MC4814DV | 1,256 | 1,506 |
| 42 x 12 x 13 1/2 | 1050 x 300 x 344 | M_NNN-MC4214DV | 1,193 | 1,426 |
| 36 x 12 x 13 1/2 | 900 x 300 x 344 | M_NNN-MC3614DV | 1,127 | 1,371 |
| 1" (25 mm) surfaces: Clearance of 12 1/2" (318 mm) under the countertop. | | | | |
| Specify the surface type (1, 2). Edge N. | | | | |

72": 6 pigeonholes.
66" to 60": 4 pigeonholes.
54" to 36": 2 pigeonholes.

| W x D x H (in) | W x D x H (mm) | Code | All Laminate (\$) | HPL Surfaces (\$) |
|---|------------------|----------------|-------------------|-------------------|
| Modular countertops / shelves, 8" H | | | | |
| <i>Removable shelves. 1 tone only.</i> | | | | |
| 72 x 12 x 8 1/2 | 1800 x 300 x 214 | M_NNN-MC7208DV | 1,225 | 1,482 |
| 66 x 12 x 8 1/2 | 1650 x 300 x 214 | M_NNN-MC6608DV | 1,169 | 1,395 |
| 60 x 12 x 8 1/2 | 1500 x 300 x 214 | M_NNN-MC6008DV | 1,102 | 1,329 |
| 54 x 12 x 8 1/2 | 1350 x 300 x 214 | M_NNN-MC5408DV | 1,054 | 1,264 |
| 48 x 12 x 8 1/2 | 1200 x 300 x 214 | M_NNN-MC4808DV | 1,008 | 1,211 |
| 42 x 12 x 8 1/2 | 1050 x 300 x 214 | M_NNN-MC4208DV | 951 | 1,138 |
| 36 x 12 x 8 1/2 | 900 x 300 x 214 | M_NNN-MC3608DV | 902 | 1,088 |
| 1" (25 mm) surfaces: Clearance of 7 3/8" (188 mm) under the countertop. | | | | |
| Specify the surface type (1, 2). Edge N. | | | | |

72": 3 pigeonholes.
66" to 60": 2 pigeonholes.
54" to 36": 1 pigeonhole.

| W x D x H (in) | W x D x H (mm) | Code | All Laminate (\$) | HPL Surfaces (\$) |
|---|------------------|----------------|-------------------|-------------------|
| Modular countertops / shelves, 8" H (con't) | | | | |
| 72 x 12 x 8 1/2 | 1800 x 300 x 214 | M__NN-MC7208DV | 1,345 | 1,621 |
| 66 x 12 x 8 1/2 | 1650 x 300 x 214 | M__NN-MC6608DV | 1,282 | 1,538 |
| 60 x 12 x 8 1/2 | 1500 x 300 x 214 | M__NN-MC6008DV | 1,219 | 1,452 |
| 54 x 12 x 8 1/2 | 1350 x 300 x 214 | M__NN-MC5408DV | 1,161 | 1,384 |
| 48 x 12 x 8 1/2 | 1200 x 300 x 214 | M__NN-MC4808DV | 1,102 | 1,329 |
| 42 x 12 x 8 1/2 | 1050 x 300 x 214 | M__NN-MC4208DV | 1,047 | 1,256 |
| 36 x 12 x 8 1/2 | 900 x 300 x 214 | M__NN-MC3608DV | 993 | 1,201 |
| 1 1/2" (38 mm) surfaces: Clearance of 6 7/8" (176 mm) under the countertop. | | | | |
| Specify the surface type (5, 6). Specify the edge (N, 1, 2). | | | | |

| W x D x H (in) | W x D x H (mm) | Code | All Laminate (\$) | HPL Surfaces (\$) |
|---|------------------|--------------|-------------------|-------------------|
| Modular countertops, 14" H | | | | |
| <i>Countertops for rectangular desks. Can accommodate a tackboard, refer to page 107.</i> | | | | |
| 72 x 12 x 13 1/2 | 1800 x 300 x 344 | M_NNN-MC7214 | 620 | 742 |
| 60 x 12 x 13 1/2 | 1500 x 300 x 344 | M_NNN-MC6014 | 590 | 718 |
| 48 x 12 x 13 1/2 | 1200 x 300 x 344 | M_NNN-MC4814 | 563 | 669 |
| 36 x 12 x 13 1/2 | 900 x 300 x 344 | M_NNN-MC3614 | 532 | 645 |
| 1" (25 mm) surfaces: Clearance of 12 1/2" (318 mm) under the countertop. | | | | |
| Specify the surface type (1, 2). Edge N. | | | | |

| W x D x H (in) | W x D x H (mm) | Code | All Laminate (\$) | HPL Surfaces (\$) |
|--|------------------|--------------|-------------------|-------------------|
| 72 x 12 x 13 1/2 | 1800 x 300 x 344 | M__NN-MC7214 | 677 | 823 |
| 60 x 12 x 13 1/2 | 1500 x 300 x 344 | M__NN-MC6014 | 645 | 773 |
| 48 x 12 x 13 1/2 | 1200 x 300 x 344 | M__NN-MC4814 | 620 | 742 |
| 36 x 12 x 13 1/2 | 900 x 300 x 344 | M__NN-MC3614 | 590 | 718 |
| 1 1/2" (38 mm) surfaces: Clearance of 12" (306 mm) under the countertop. | | | | |
| Specify the surface type (5, 6). Specify the edge (N, 1, 2). | | | | |

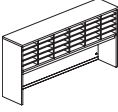

| W x D x H (in) | W x D x H (mm) | Code | All Laminate (\$) | HPL Surfaces (\$) |
|--|-------------------|--------------|-------------------|-------------------|
| Curved modular countertops, 90° | | | | |
| <i>For 90° curved desks.</i> | | | | |
| 54 x 54 x 13 1/2 | 1350 x 1350 x 344 | M_NNN-MCRD90 | 3,015 | 3,600 |
| 1" (25 mm) surfaces: Clearance of 12 1/2" (318 mm) under the countertop. | | | | |
| Specify the surface type (1, 2). Edge N. | | | | |
| 54 x 54 x 13 1/2 | 1350 x 1350 x 344 | M__NN-MCRD90 | 3,344 | 4,004 |
| Surfaces 1 1/2" (38 mm): Clearance of 12" (306 mm) under the countertop. | | | | |
| Specify the surface type (5, 6). Specify the edge (N, 1, 2). | | | | |

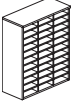
| W x D x H (in) | W x D x H (mm) | Code | All Laminate (\$) | HPL Surfaces (\$) |
|--|-------------------|--------------|-------------------|-------------------|
| Curved modular countertops, 60° | | | | |
| <i>For 60° curved desks.</i> | | | | |
| 42 x 47 x 13 1/2 | 1049 x 1168 x 344 | M_NNN-MCRD60 | 2,869 | 3,440 |
| 1" (25 mm) surfaces: Clearance of 12 1/2" (318 mm) under the countertop. | | | | |
| Specify the surface type (1, 2). Edge N. | | | | |
| 42 x 47 x 13 1/2 | 1049 x 1168 x 344 | M__NN-MCRD60 | 3,184 | 3,820 |
| 1 1/2" (38 mm) surfaces: Clearance of 12" (306 mm) under the countertop. | | | | |
| Specify the surface type (5, 6). Specify the edge (N, 1, 2). | | | | |


| W x D x H (in) | W x D x H (mm) | Code | All Laminate (\$) | HPL Surfaces (\$) |
|--|-------------------|--------------|-------------------|-------------------|
| Hutches with pigeonholes, 44" H | | | | |
| <i>Clearance: 20 1/2". Removable shelves. Grommet. Full-width wire access. Can accommodate a tackboard, refer to page 107.</i> | | | | |
| 72 x 16 x 44 | 1800 x 400 x 1099 | M1NN_EDV7244 | 2,829 | - |
| 36 x 16 x 44 | 900 x 400 x 1099 | M1NN_EDV3644 | 2,129 | - |
| Edge N. Specify the accent color (A, S). To be used with 1" surfaces. | | | | |
| 72 x 16 x 44 | 1800 x 400 x 1099 | M5_N_EDV7244 | 3,118 | - |
| 36 x 16 x 44 | 900 x 400 x 1099 | M5_N_EDV3644 | 2,344 | - |
| Specify the edge (N, 1, 2). Specify the accent color (A, S). To be used with 1 1/2" surfaces. | | | | |

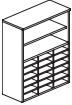
72": 30 pigeonholes.
36": 15 pigeonholes.





| | W x D x H (in) | W x D x H (mm) | Code | All Laminate (\$) | HPL Surfaces (\$) |
|---|--|------------------|---------------|-------------------|-------------------|
| Hutches with pigeonholes, 36" H | <i>Clearance 17" (432 mm). Removable shelves. Grommet. Full-width wire access. Can accommodate a tackboard, refer to page 107.</i> | | | | |
| | 72 x 16 x 36 | 1800 x 400 x 900 | M1NN_-EDV7236 | 2,651 | – |
|  | 36 x 16 x 36 | 900 x 400 x 900 | M1NN_-EDV3636 | 1,950 | – |
| | Edge N. Specify the accent color (A, S). To be used with 1" surfaces. | | | | |
|  | 72 x 16 x 36 | 1800 x 400 x 900 | M5_N_-EDV7236 | 2,943 | – |
| | 36 x 16 x 36 | 900 x 400 x 900 | M5_N_-EDV3636 | 2,167 | – |
| | Specify the edge (N, 1, 2). Specify the accent color (A, S). To be used with 1½" surfaces. | | | | |

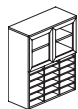
| | | | | | |
|---|--|------------------|--------------|-------|---|
| Vertical pigeonholes, 44" H | <i>33 pigeonholes with removable shelves.</i> | | | | |
| | 36 x 16 x 44 | 900 x 400 x 1099 | M1NNN-DV3644 | 2,461 | – |
|  | Edge N. To be used with 1" surfaces. | | | | |
| | 36 x 16 x 44 | 900 x 400 x 1099 | M5_NN-DV3644 | 2,706 | – |
| | Specify the edge (N, 1, 2). To be used with 1½" surfaces. | | | | |

| | | | | | |
|---|--|-----------------|--------------|-------|---|
| Vertical pigeonholes, 36" H | <i>24 pigeonholes with removable shelves.</i> | | | | |
| | 36 x 16 x 36 | 900 x 400 x 900 | M1NNN-DV3636 | 2,322 | – |
|  | Edge N. To be used with 1" surfaces. | | | | |
| | 36 x 16 x 36 | 900 x 400 x 900 | M5_NN-DV3636 | 2,577 | – |
| | Specify the edge (N, 1, 2). To be used with 1½" surfaces. | | | | |


| | | | | | |
|--|---|------------------|----------------|-------|---|
| Open bookcase hutches with pigeonholes, 44" H | <i>1 adjustable shelf. 18 pigeonholes with removable shelves.</i> | | | | |
| | 36 x 16 x 44 | 900 x 400 x 1099 | M1NNN-EBDV3644 | 2,129 | – |
|  | Edge N. To be used with 1" surfaces. | | | | |
| | 36 x 16 x 44 | 900 x 400 x 1099 | M5_NN-EBDV3644 | 2,329 | – |
| | Specify the edge (N, 1, 2). To be used with 1½" surfaces. | | | | |

| | | | | | |
|---|--|-----------------|----------------|-------|---|
| Open bookcase hutches with pigeonholes, 36" H | <i>12 pigeonholes with removable shelves.</i> | | | | |
| | 36 x 16 x 36 | 900 x 400 x 900 | M1NNN-EBDV3636 | 1,988 | – |
|  | Edge N. To be used with 1" surfaces. | | | | |
| | 36 x 16 x 36 | 900 x 400 x 900 | M5_NN-EBDV3636 | 2,199 | – |
| | Specify the edge (N, 1, 2). To be used with 1½" surfaces. | | | | |

| | | | | | |
|---|---|------------------|-----------------|-------|---|
| Bookcase hutches with doors and pigeonholes, 44" H | <i>1 adjustable shelf. 18 pigeonholes with removable shelves.</i> | | | | |
| | 36 x 16 x 44 | 900 x 400 x 1099 | M1NNN-EBDV3644P | 2,491 | – |
|  | Edge N. To be used with 1" surfaces. | | | | |
| | 36 x 16 x 44 | 900 x 400 x 1099 | M5_NN-EBDV3644P | 2,739 | – |
| | Specify the edge (N, 1, 2). To be used with 1½" surfaces. | | | | |

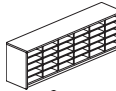




Door insert options, change P Laminate for:
T Translucent, add \$402; X Matrix, add \$724

| | | | | | |
|---|--|-----------------|-----------------|-------|---|
| Bookcase hutches with doors and pigeonholes, 36" H | <i>12 pigeonholes with removable shelves.</i> | | | | |
| | 36 x 16 x 36 | 900 x 400 x 900 | M1NNN-EBDV3636P | 2,362 | – |
|  | Edge N. To be used with 1" surfaces. | | | | |
| | 36 x 16 x 36 | 900 x 400 x 900 | M5_NN-EBDV3636P | 2,614 | – |
| | Specify the edge (N, 1, 2). To be used with 1½" surfaces. | | | | |




Door insert options, change P Laminate for:
T Translucent, add \$402; X Matrix, add \$724

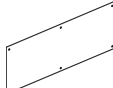
| | W x D x H (in) | W x D x H (mm) | Code | All Laminate (\$) | HPL Surfaces (\$) |
|--|---|------------------|----------------|-------------------|-------------------|
| Wall-mounted hutches with pigeonholes | <i>Removable shelves. Can accommodate a tackboard, refer to page 107.</i> | | | | |
| | 72 x 16 x 22½ | 1800 x 400 x 567 | M1NNN-EMDV7222 | 3,053 | – |
|  | 36 x 16 x 22½ | 900 x 400 x 567 | M1NNN-EMDV3622 | 2,491 | – |
| | Edge N. | | | | |
|  | 72 x 16 x 22½ | 1800 x 400 x 567 | M5_NN-EMDV7222 | 3,359 | – |
| | 36 x 16 x 22½ | 900 x 400 x 567 | M5_NN-EMDV3622 | 2,716 | – |
| | Specify the edge (N, 1, 2). | | | | |
| | 72": 30 pigeonholes. 36": 15 pigeonholes. | | | | |

| | | | | | |
|--|---|-----------------|-----------------|-------|-------|
| Lateral file units with pigeonholes | <i>1 file drawer with suspension bar. Lock. 9 pigeonholes with removable shelves.</i> | | | | |
| | 36 x 24 x 29⅞ | 900 x 600 x 757 | M_N_-_-2436DVLV | 2,210 | 2,651 |
|  | 36 x 20 x 29⅞ | 900 x 500 x 757 | M_N_-_-2036DVLV | 2,106 | 2,523 |
| | Specify the surface type (1, 2). Edge N. Specify handle code (A, C, K, W, Z). Specify the accent color (A, S). | | | | |

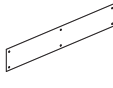
| | | | | | |
|--|---------------|-----------------|-----------------|-------|-------|
| | 36 x 24 x 29⅞ | 900 x 600 x 744 | M_-_-_-2436DVLV | 2,433 | 2,926 |
| | 36 x 20 x 29⅞ | 900 x 500 x 744 | M_-_-_-2036DVLV | 2,314 | 2,780 |

Specify the surface type (5, 6). Specify the edge (N, 1, 2). Specify handle code (A, C, K, W, Z). Specify the accent color (A, S).

| | | | | | |
|---|--|-----------------|------------------|-------|---|
| Modular pedestal with pigeonholes | <i>3 pigeonholes with removable shelves. 1 file drawer with suspension bar. Lock. Must be installed under a work surface. 1 tone only.</i> | | | | |
| | 15 x 18 x 28 | 388 x 466 x 721 | MNN_-_-P1518DVFL | 1,225 | – |
|  | Specify handle code (A, C, K, W, Z). Specify the accent color (A, S). | | | | |

| | | | | | |
|---|--|----------------|---------------|-------|---|
| Front screens, 27" H | <i>Translucent acrylic screen with silver metal supports. For 43" H reception desks.</i> | | | | |
| | 81 x ¼ x 27½/16 | 2047 x 6 x 694 | MNNNN-SC8127T | 1,146 | – |
| | 69 x ¼ x 27½/16 | 1747 x 6 x 694 | MNNNN-SC6927T | 1,041 | – |
|  | 57 x ¼ x 27½/16 | 1447 x 6 x 694 | MNNNN-SC5727T | 870 | – |

Screen option, change
T Translucent to: X Matrix, add \$484.

| | | | | | |
|--|--|----------------|---------------|-----|---|
| Front screens, 14" H | <i>Translucent acrylic screen with silver metal supports. For 29" H reception desks.</i> | | | | |
| | 81 x ¼ x 13 ¾/4 | 2047 x 6 x 350 | MNNNN-SC8114T | 590 | – |
| | 69 x ¼ x 13 ¾/4 | 1747 x 6 x 350 | MNNNN-SC6914T | 545 | – |
|  | 57 x ¼ x 13 ¾/4 | 1447 x 6 x 350 | MNNNN-SC5714T | 458 | – |

Screen option, change
T Translucent to: X Matrix, add \$323.

| | | | | | |
|------------------|--|-----------------|--------------|-----|---|
| Tackboard | <i>Mounts to 43" H reception desks. The price shown is applicable for United Chair® Grade 1 fabrics. For other grades add: Grade 2: 10%, Grade 3: 15%, Grade 4: 20%, Grade 5: 25%. Specify the fabric code after the product code.</i> | | | | |
| | 48 x ½ x 8 ¼/4 | 1200 x 13 x 210 | MNNNN-TK4809 | 605 | – |

All United Chair® standard fabrics (except vinyls and leathers) are available.

Specify the fabric code after the product code.



CODIFICATION

| Series | Options | |
|----------|---|--------------------------|
| | Thickness | Accent color |
| Q | 5 Thermofused laminate 1½" top | A Anthracite Grey |
| | 6 High-pressure laminate 1½" top | S Silver |
| | N N/A | N N/A |

| | W x D x H (in) | W x D x H (mm) | Code | All Laminate (\$) | HPL Surfaces (\$) |
|---|--|-------------------|---------------------|-------------------|-------------------|
| Left reception desks with transaction shelf, 43" H | <i>Full-height modesty panel with 1½" thick juxtaposed panel and 1" thick straight panel. 2 grommets. Clearance of 12¼" (311 mm) under the transaction shelf. Can accommodate 1 QNN_-P1518UFL or QNN_-P1518FFL modular pedestal.</i> | | | | |
| | 96 x 30 x 43½/16 | 2400 x 750 x 1100 | Q_N_-GS3096S | 3,407 | 4,101 |
| | 84 x 30 x 43½/16 | 2100 x 750 x 1100 | Q_N_-GS3084S | 3,248 | 3,894 |
| | 72 x 30 x 43½/16 | 1800 x 750 x 1100 | Q_N_-GS3072S | 3,080 | 3,697 |

Specify the surface type (5, 6). Specify the accent color (A, S).

Packaged in 2 boxes.

| | W x D x H (in) | W x D x H (mm) | Code | All Laminate (\$) | HPL Surfaces (\$) |
|--|--|-------------------|---------------------|-------------------|-------------------|
| Right reception desks with transaction shelf, 43" H | <i>Full-height modesty panel with 1½" thick juxtaposed panel and 1" thick straight panel. 2 grommets. Clearance of 12¼" (311 mm) under the transaction shelf. Can accommodate 1 QNN_-P1518UFL or QNN_-P1518FFL modular pedestal.</i> | | | | |
| | 96 x 30 x 43½/16 | 2400 x 750 x 1100 | Q_N_-S3096GS | 3,407 | 4,101 |
| | 84 x 30 x 43½/16 | 2100 x 750 x 1100 | Q_N_-S3084GS | 3,248 | 3,894 |
| | 72 x 30 x 43½/16 | 1800 x 750 x 1100 | Q_N_-S3072GS | 3,080 | 3,697 |

Specify the surface type (5, 6). Specify the accent color (A, S).

Packaged in 2 boxes.

| | W x D x H (in) | W x D x H (mm) | Code | All Laminate (\$) | HPL Surfaces (\$) |
|-----------------------------|--|----------------|---------------------|-------------------|-------------------|
| Front screens, 32" H | <i>Translucent acrylic screen with silver metal supports. For 43" H reception desks.</i> | | | | |
| | 40 x ¼ x 31½/2 | 1000 x 6 x 800 | QNNN-SC4032T | 737 | – |
| | 34 x ¼ x 31½/2 | 850 x 6 x 800 | QNNN-SC3432T | 617 | – |
| | 28 x ¼ x 31½/2 | 700 x 6 x 800 | QNNN-SC2832T | 493 | – |

| | W x D x H (in) | W x D x H (mm) | Code | All Laminate (\$) | HPL Surfaces (\$) |
|--|---|-------------------|-----------------------|-------------------|-------------------|
| Return-shells with transaction shelf – left | <i>Full-height modesty panel. Clearance of 12¼" (311 mm) under the transaction shelf. Can accommodate a pedestal.</i> | | | | |
| | 48 x 24 x 43½/16 | 1200 x 600 x 1100 | Q_N_-GS244843R | 1,572 | 1,882 |
| | 42 x 24 x 43½/16 | 1050 x 600 x 1100 | Q_N_-GS244243R | 1,490 | 1,786 |

Specify the surface type (5, 6). Specify the accent color (A, S).

| | W x D x H (in) | W x D x H (mm) | Code | All Laminate (\$) | HPL Surfaces (\$) |
|---|---|-------------------|-----------------------|-------------------|-------------------|
| Return-shells with transaction shelf – right | <i>Full-height modesty panel. Clearance of 12¼" (311 mm) under the transaction shelf. Can accommodate a pedestal.</i> | | | | |
| | 48 x 24 x 43½/16 | 1200 x 600 x 1100 | Q_N_-GR244843S | 1,572 | 1,882 |
| | 42 x 24 x 43½/16 | 1050 x 600 x 1100 | Q_N_-GR244243S | 1,490 | 1,786 |

Specify the surface type (5, 6). Specify the accent color (A, S).



| | W x D x H (in) | W x D x H (mm) | Code | All Laminate (\$) | HPL Surfaces (\$) |
|--|---|-------------------|-------------------|-------------------|-------------------|
| Reception desks with transaction shelf, 43" H | <i>Full-height modesty panel. 2 grommets. Clearance of 12½" (318 mm) under the transaction shelf. Can accommodate 1 C3-UF18, C3-UF24 or C3-FF24 pedestal.</i> | | | | |
| | 96 x 30 x 42½/2 | 2400 x 750 x 1079 | C3-GS3096S | 2,651 | – |
| | 84 x 30 x 42½/2 | 2100 x 750 x 1079 | C3-GS3084S | 2,523 | – |
| | 72 x 30 x 42½/2 | 1800 x 750 x 1079 | C3-GS3072S | 2,401 | – |

96" to 84": Packaged in 2 boxes.

| | W x D x H (in) | W x D x H (mm) | Code | All Laminate (\$) | HPL Surfaces (\$) |
|-----------------------------------|--|------------------|------------------|-------------------|-------------------|
| Modular countertops, 14" H | <i>Can be used on all standard 72" (1800 mm) Lacasse desks. Clearance of 12½" (318 mm) under the countertop.</i> | | | | |
| | 72 x 12 x 13½/2 | 1800 x 300 x 344 | C3-MC7214 | 1,585 | – |
| | 66 x 12 x 13½/2 | 1650 x 300 x 344 | C3-MC6614 | 1,506 | – |

Translucent insert with aluminum frame option, specify at the end of the code: T Translucent, add \$321.

| | W x D x H (in) | W x D x H (mm) | Code | All Laminate (\$) | HPL Surfaces (\$) |
|--|---|-------------------|--------------------|-------------------|-------------------|
| Translucent front reception desks with transaction shelf, 43" H | <i>Full-height modesty panel includes translucent insert with aluminum frame. 2 grommets. Clearance of 12½" (318 mm) under the transaction shelf. Can accommodate 1 C3-UF18, C3-UF24 or C3-FF24 pedestal.</i> | | | | |
| | 96 x 30 x 42½/2 | 2400 x 750 x 1079 | C3-GS3096ST | 3,030 | – |
| | 84 x 30 x 42½/2 | 2100 x 750 x 1079 | C3-GS3084ST | 2,900 | – |
| | 72 x 30 x 42½/2 | 1800 x 750 x 1079 | C3-GS3072ST | 2,766 | – |

96" to 84": Packaged in 2 boxes.

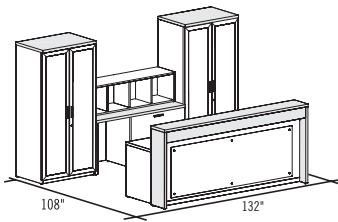
| | W x D x H (in) | W x D x H (mm) | Code | All Laminate (\$) | HPL Surfaces (\$) |
|----------------------|---|-------------------|-------------------|-------------------|-------------------|
| Return shells | <i>Reversible. 1 grommet. Can accommodate a hanging pedestal C3-UF18.</i> | | | | |
| | 48 x 24 x 42½/2 | 1200 x 600 x 1079 | C3-GR2448S | 1,419 | – |
| | 42 x 24 x 42½/2 | 1050 x 600 x 1079 | C3-GR2442S | 1,345 | – |

| | W x D x H (in) | W x D x H (mm) | Code | All Laminate (\$) | HPL Surfaces (\$) |
|-------------------------------------|--|-----------------|----------------|-------------------|-------------------|
| Hanging combination pedestal | <i>2 box drawers, 1 file drawer with suspension bar. Pencil tray. Lock. Must be installed under a work surface. 1 tone only.</i> | | | | |
| | 15 x 18 x 26 | 388 x 448 x 628 | C3-UF18 | 1,161 | – |



SUGGESTIONS

M - PLAN15



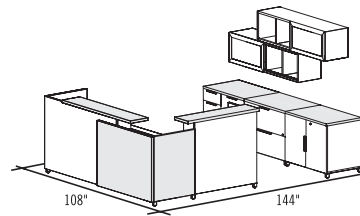
Plan shown in Reception Furniture Flyer:

M5NCS-PLAN15 \$17,599

- 1 M5NNS-GS369743SM
- 1 M5NCS-S2460LF
- 1 QNNN-E601616
- 2 M5NCS-243673BT
- 1 MNNNN-SC8127T
- 2 LGC-LED37

1 1/2" Laminate thick (5), Smooth edge (N), Cubic pull (C), Anodized Aluminum kickplate (M), hutches with Translucent doors (T).

Q - PLAN10



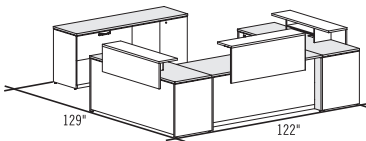
Plan shown in Reception Furniture Flyer:

Q5TS-PLAN10 \$15,012

- 1 Q5NS-S3096GS
- 1 Q5NS-GS244243R
- 1 Q5NS-2436LF
- 1 Q5NS-2436B
- 1 Q5NS-2436CO
- 2 QNTS-EM601616C

1 1/2" Laminate thick (5), Translucent (T) and Laminate (N) doors, Silver accent (S).

M - PLAN16



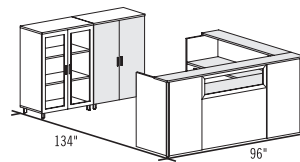
Plan shown in Reception Furniture Flyer:

M1NKS-PLAN16 \$10,671

- 1 M1NNS-GS3672SM
- 2 M1NNS-DT2472A
- 1 M1NNN-MC4814DV
- 2 M1NNN-MC4808DV
- 1 M1NKS-LF2072B
- 1 MNNKS-P1518UFL

1" Laminate thick (1), Smooth edge (N), Classic pull (K), Anodized Aluminum kickplate (M), Silver accent (S).

C3-PLAN14



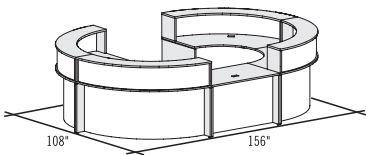
Plan shown in Reception Furniture Flyer:

C3-PLAN14 \$9,782

- 1 C3-GS3096ST
- 1 C3-GR2448S
- 1 C3-203649B
- 1 C3-203649BT
- 1 C3-UF18

Translucent insert (T) with Anodized Aluminum frame, Translucent (T) and Laminate (N) doors.

M - PLAN17



Plan shown in Reception Furniture Flyer:

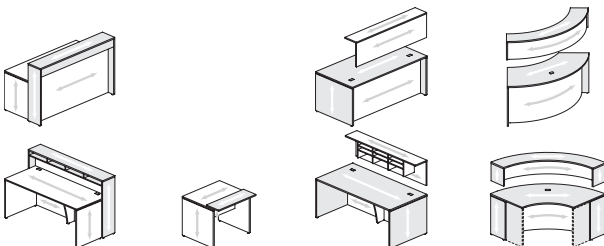
M1NWS-PLAN17 \$31,154

- 2 M1NNS-GRD90B
- 2 M1NNS-GRD90C
- 1 M1NNS-GS3048SC
- 4 M1NNN-MCRD90
- 1 MNNWS-F

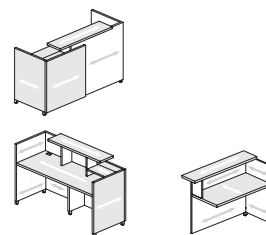
1" Laminate thick (1), Smooth edge (N), Waterfall pull (W), Silver accent (S).

TYPICAL WOOD GRAIN DIRECTION FOR RECEPTION FURNITURE:

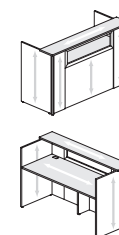
MORPHEO



QUAD



CONCEPT 3



LAMINATE LATERAL FILES




LAMINATE LATERAL FILES

HANDLES



A – Arcade



C – Cubic



K – Classic



L – Linear



W – Waterfall



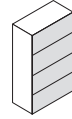
Z – Straight

CODIFICATION

| Series | Options | |
|--------|-------------|-------------------|
| | Handles | Accent Color |
| LNL | A Arcade | A Anthracite Grey |
| | C Cubic | S Silver |
| | K Classic | |
| | L Linear | |
| | W Waterfall | |
| | Z Straight | |

TWO-TONE APPLICATION

The first finish specified will be applied to the drawer fronts. The second finish specified will be applied to the rest of the unit.



Wood grain direction is vertical

LACASSE QUICKSHIP PROGRAM*

Products and suggested layouts identified by this pictogram are part of the Lacasse quick delivery program.

Please refer to page 3 for complete program details.

* Due to current market conditions, always refer to our Lead-Time Guide for a confirmation of our current Lacasse QuickShip lead-times.



| | W x D x H (in) | W x D x H (mm) | Code | Price (\$) |
|-------------------------------|--|------------------|-----------------|------------|
| Laminate lateral files | <i>Laminate lateral files. Suspension bars. Lock. Label holders for L pull only.</i> | | | |
| | <i>4-drawer lateral file</i> | | | |
| | 36 x 20 x 58 | 900 x 500 x 1459 | LNL__-203658LF4 | 2,662 |
| <i>3-drawer lateral file</i> | | | | |
| 36 x 20 x 43 | 900 x 500 x 1098 | LNL__-203643LF3 | 2,288 | |
| <i>2-drawer lateral file</i> | | | | |
| 36 x 20 x 29 | 900 x 500 x 735 | LNL__-203629LF2 | 1,820 | |

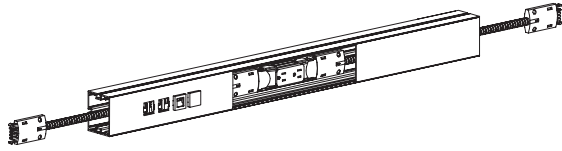
Specify the handle code. Specify the accent color (A, S).



ELECTRICOM II Electrification System

GENERAL

Electrical and communication system fully compatible with Lacasse collections.

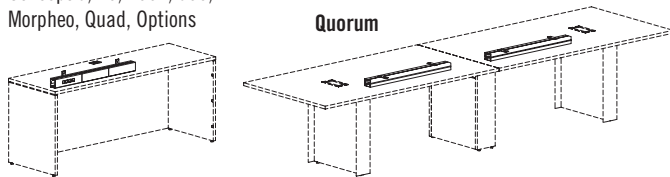


Electricom II is based on the principle that an aluminum raceway can serve to house both electrical and communication components. This versatile raceway may then be positioned at the desired location.

TYPICAL APPLICATIONS

Freestanding furniture

Concept 3, 70, 400E, 300, Morpheo, Quad, Options

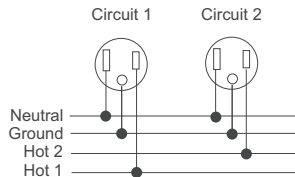
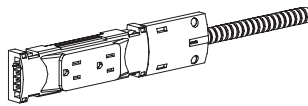


Quorum

TWO LEVELS OF ELECTRIFICATION

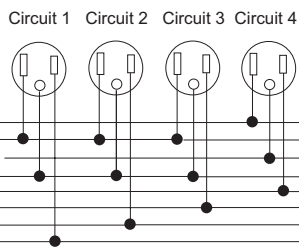
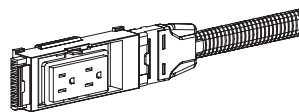
4-Trac

- 4 wires, 2 circuits, 20 AMP
- Common ground
- UL, CSA, ROHS certified
- Perfect for today's office automation needs



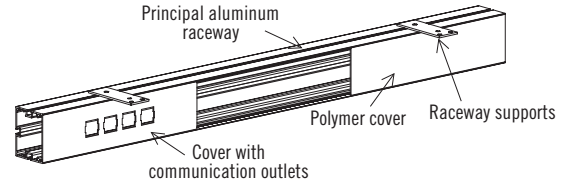
8-Trac

- 8 wires, 4 circuits, 20 AMP
- 1 isolated ground
- UL, CSA, ROHS certified
- Intended for more demanding electrification needs



COMPONENT SPECIFICATIONS

Raceways

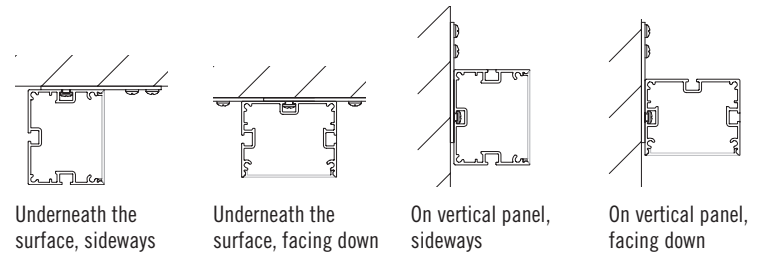


Can accommodate 4 AMP or Panduit brand outlets adapted to fax machines, telephones or computers.

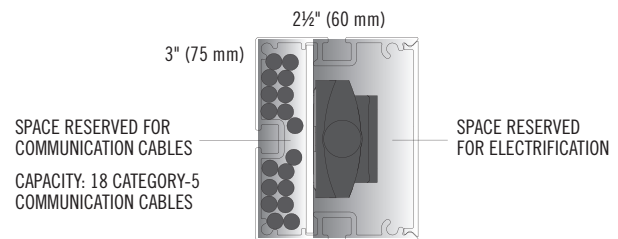
- The raceways support the electrical and communication components.
- 5 lengths are available, in 12" increments.
- 12" covers supplied; may be trimmed on-site as necessary.
- The covers and duplex receptacles have no pre-set location within the raceway; they may be positioned anywhere.



- The supports make possible a range of installation positions:

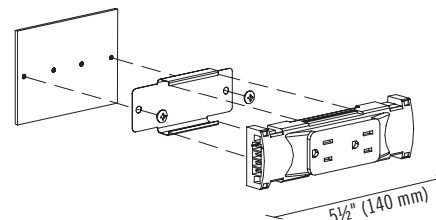


Space allocation within raceways:



- When specifying, it is recommended to order a raceway in the size immediately smaller than the dimension of the furniture it will be installed on (for example: DT2472 + EC2RACE60) in order to allow space for exteriors, enable cables to round a corner, or any other reason.

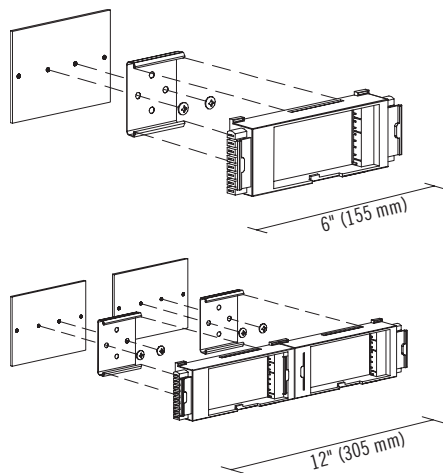
4-TRAC DUPLEX



- Connects to a junction cable or an electrical entry.
- Each duplex receptacle comes with required hardware and support to fix on raceway.
- 2 outlets per duplex receptacle.
- Specify circuit 1 or 2.

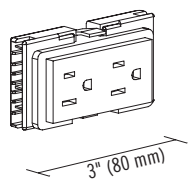


8-TRAC BLOCK



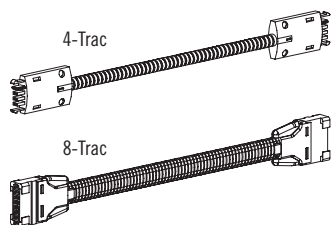
- Connects to a junction cable or an electrical entry.
- Each block comes with required hardware and supports to fix on raceway.
- Available in single and double formats.
- Can receive 1 or 2 duplex receptacles.

8-TRAC DUPLEX



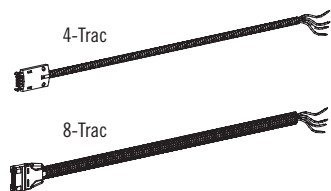
- Connects to an 8-Trac block.
- 2 outlets per duplex receptacle.
- Specify circuit 1, 2, 3 or 4.
- Circuit 4 has an isolated ground.

4-TRAC / 8-TRAC CONNECTOR CABLES



- Connect duplex receptacles to each other.
- If in doubt, it is recommended that the largest size available be specified.
- Metallic sheath.

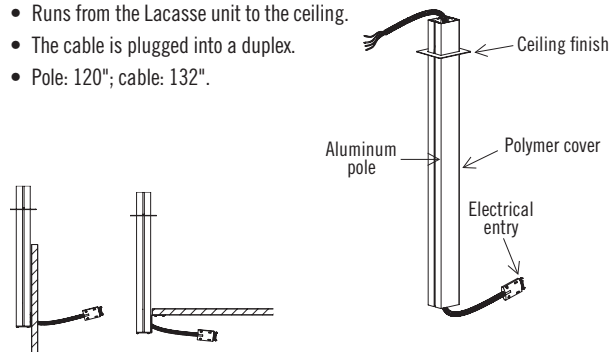
4-TRAC / 8-TRAC FLOOR FEED



- Used to connect a duplex to electrical power source.
- 72" in length. (Longer models available; contact the Customer Service department.)
- Must be installed by an electrician.
- Metallic sheath.

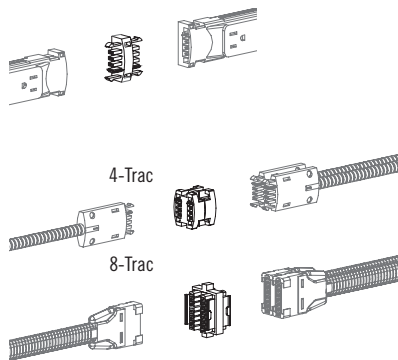
4-TRAC / 8-TRAC CEILING FEED

- Runs from the Lacasse unit to the ceiling.
- The cable is plugged into a duplex.
- Pole: 120"; cable: 132".



- Can be installed on a horizontal or vertical surface.

CONNECTORS



Duplex receptacle connector

- 4-Trac
- Allows the connection of 2 duplex receptacles.

H connector

- 4-Trac / 8-Trac
- Allows up to 4 cables to be connected together.

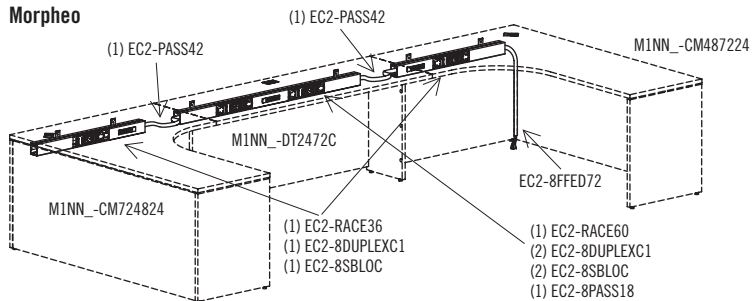
NOTES FOR SPECIFICATION

Given the remarkable versatility of ELECTRICOM II, particular attention should be given to the location of grommets, exterior panels, pedestals and any other items that might interfere with the raceway or the cables.

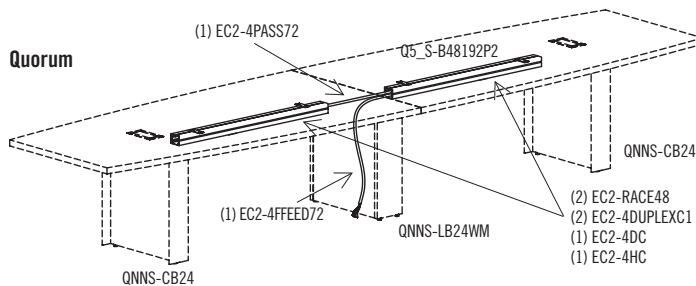
Under certain circumstances, grommets may need to be added to furniture. This can be done on-site by a professional installer or at the manufacturing facility according to your specifications. In the latter case, refer to the "Standard Specials" section on page 4 for the appropriate procedure, or contact Groupe Lacasse's Customer Service department.

SPECIFICATION EXAMPLES:

Morpheo

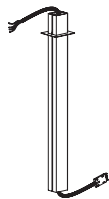


Quorum



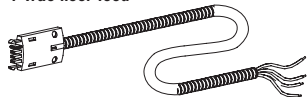
4-TRAC SYSTEM SPECIFICATIONS

4 – wires, 2 circuits, 20 AMP each
 13 – duplex receptacles per circuit
 26 – duplex 15 AMP per electrical entry

4-Trac ceiling feed


Silver anodized aluminum pole, 120" H (3000 mm) x 3" (75 mm) x 2 1/2" (63 mm). 132" metallic sheathed cable. Cover, surface support and ceiling plate included. Must be installed by an electrician.

| Code | Price (\$) |
|---------------|------------|
| EC2-4CPOLE120 | 774 |

4-Trac floor feed


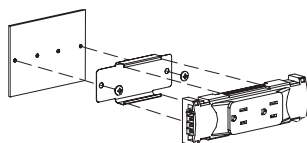
72" long cable. Must be installed by an electrician.

| Code | Price (\$) |
|---------------|------------|
| EC2-4FFFEED72 | 316 |

4-Trac connector cables


To connect duplex receptacles to each other.


| Code | Price (\$) | Code | Price (\$) |
|-------------|------------|-------------|------------|
| EC2-4PASS12 | 160 | EC2-4PASS48 | 208 |
| EC2-4PASS18 | 168 | EC2-4PASS54 | 217 |
| EC2-4PASS24 | 178 | EC2-4PASS60 | 228 |
| EC2-4PASS30 | 185 | EC2-4PASS66 | 235 |
| EC2-4PASS36 | 193 | EC2-4PASS72 | 242 |
| EC2-4PASS42 | 203 | | |

4-Trac duplex receptacle


2 outlets per duplex receptacle.

| Code | Price (\$) |
|---------------|------------|
| EC2-4DUPLEX__ | 168 |

Specify circuit 1 or 2.

4-Trac connectors


| Code | Price (\$) |
|------|------------|
|------|------------|

H connector. Allows up to 4 cables to be connected together.

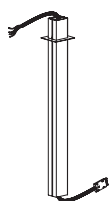
| | |
|---------|-----|
| EC2-4HC | 105 |
|---------|-----|

Duplex receptacle connector. Allows the connection of 2 duplex receptacles.

| | |
|---------|----|
| EC2-4DC | 97 |
|---------|----|


8-TRAC SYSTEM SPECIFICATIONS

8 – wires, 4 circuits including 4 conductor cables, 2 neutral and 2 ground (1 isolated). 20 AMP.
 Maximum of 13 duplex receptacles per circuit, with a total of 52 receptacles available.

8-Trac ceiling feed


Silver anodized aluminum pole, 120" (3000 mm) high x 3" (75 mm) x 2 1/2" (63 mm). 132" metallic sheathed cable. Cover, surface support and ceiling plate included. Must be installed by an electrician.

| Code | Price (\$) |
|---------------|------------|
| EC2-8CPOLE120 | 839 |

8-Trac floor feed


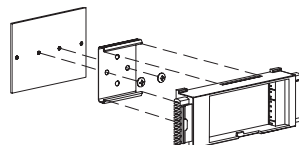
72" long cable. Must be installed by an electrician.

| Code | Price (\$) |
|---------------|------------|
| EC2-8FFFEED72 | 331 |

8-Trac connector cables


To connect duplex receptacles to each other.

| Code | Price (\$) | Code | Price (\$) |
|-------------|------------|-------------|------------|
| EC2-8PASS12 | 196 | EC2-8PASS48 | 242 |
| EC2-8PASS18 | 203 | EC2-8PASS54 | 250 |
| EC2-8PASS24 | 208 | EC2-8PASS60 | 256 |
| EC2-8PASS30 | 217 | EC2-8PASS66 | 265 |
| EC2-8PASS36 | 228 | EC2-8PASS72 | 276 |
| EC2-8PASS42 | 235 | | |

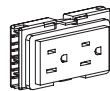
8-Trac blocks


Single block with required hardware to fix on the raceway. Can receive one duplex receptacle.

| Code | Price (\$) |
|------------|------------|
| EC2-8SBLOC | 168 |

Double block with required hardware to fix on the raceway. Can receive two duplex receptacles.

| Code | Price (\$) |
|------------|------------|
| EC2-8DBLOC | 208 |

8-Trac duplex


2 outlets per duplex receptacle. 15 amp.

| Code | Price (\$) |
|---------------|------------|
| EC2-8DUPLEX__ | 131 |

Specify circuit 1, 2, 3 or 4.

8-Trac connector


H connector. Allows up to 4 cables to be connected together.

| Code | Price (\$) |
|---------|------------|
| EC2-8HC | 131 |

Electrical / communication raceways for 4-Trac and 8-Trac

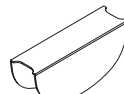

Silver anodized aluminum raceway, covers, communication adaptors and 2 surface supports included.

| Code | Length (in) | Length (mm) | Price (\$) |
|------------|-------------|-------------|------------|
| EC2-RACE60 | 60 | 1500 | 417 |
| EC2-RACE48 | 48 | 1200 | 402 |
| EC2-RACE36 | 36 | 900 | 388 |
| EC2-RACE24 | 24 | 600 | 372 |
| EC2-RACE18 | 18 | 450 | 347 |

Pole


Silver anodized aluminum, 120" H (3000 mm) pole. Cover, surface support and ceiling cap included.

| Code | Price (\$) |
|-------------|------------|
| EC2-POLE120 | 605 |

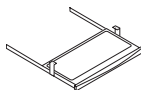


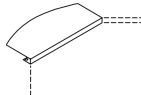
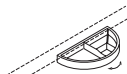

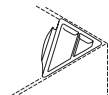
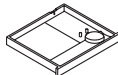


LCO Leg cap


To cover unused wire openings in a thermofused laminate leg panel. Package of 2. Anthracite Grey metal.

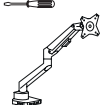

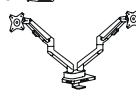

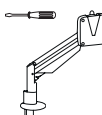

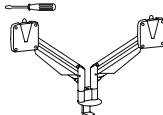

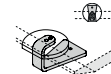

| Code | Price (\$) |
|---------|------------|
| LGC-LCO | 97 |

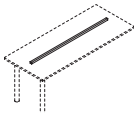
ACCESSORIES

A WIDE RANGE OF ACCESSORIES THAT CAN BE USED WITH ALL LACASSE LAMINATE FURNITURE COLLECTIONS.

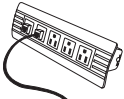
| | W x D x H (in) | W x D x H (mm) | Code | Price (\$) |
|---|--|------------------------------|--|------------|
| Sliding keyboard trays  | <i>Molded plastic on wood. Height adjustment 3", 3½", 4" (76, 89, 102 mm). Locks in extended position.</i> | | | |
| | 28 ³ / ₈ x 15 x 3 ¹ / ₂ | 721 x 381 x 89 | LGC-SKD27  | 283 |
| Self-adhesive wrist rest  | 18 ¹ / ₂ x 1 ¹ / ₂ x ¾ | 470 x 38 x 19 | LGC-WRKD | 110 |
| Corner keyboard supports  | <i>Fits in the angle between 2 work surfaces. Anthracite Grey metal. For 1" thick surfaces</i> | | | |
| | 20 x 11 ¹ / ₂ x 1 ¹ / ₄ | 500 x 282 x 30 | LGC-CORSUP1 | 265 |
| | <i>For 1½" thick surfaces</i> | | | |
| | 20 x 11 ¹ / ₄ x 1 ¹ / ₄ | 500 x 282 x 46 | LGC-CORSUP1.5 | 314 |
| Rotating trays to install under the work surface  | 8 ¹ / ₂ x 7 ¹ / ₂ x 1 | 226 x 190 x 26 | LGC-R09 | 63 |
| | 13 ³ / ₄ x 8 ¹ / ₄ x 1 ³ / ₈ | 346 x 208 x 34 | LGC-R014  | 63 |
| Drawer pencil tray  | <i>Black plastic. Fits inside a box drawer, on left or right side.</i> | | | |
| | 8 ⁷ / ₈ x 6 x 7 ⁷ / ₈ | 236 x 152 x 22 | LGC-PH | 63 |
| Drawers for small objects  | <i>Black plastic drawer front.</i> | | | |
| | 20 x 16 ¹ / ₂ x 2 ¹ / ₂ | 500 x 419 x 64 | LGC-DR20P  | 228 |
| CPU support  | <i>Black metal CPU support. Mounts under a surface. Hardware included. Adjusts to CPU.</i> | | | |
| | 5 ¹ / ₂ x 10 x 17 ¹ / ₂ - 9 ³ / ₄ 22 | 140- x 250 x 437- 245 550 | LGC-CCPU | 235 |


Monitor arms must be used in accordance with the technical specifications (screen dimensions and max. weight) and exclusively above the surface. The use of the monitor arm extending outside the surface is not recommended. This is valid for all monitor arms, with or without knife edge adaptor.


| | W x D x H (in) | W x D x H (mm) | Code | Price (\$) |
|---|---|----------------|---|------------|
| Essential single monitor arm with docking station  | <i>Double extension monitor arm to support a screen. Docking station included. Silver or black finish. See technical specifications guide for conditions of use.</i> | | | |
| | 20 ¹¹ / ₁₆ x 19 ¹ / ₁₆ | 525 x 485 | LGC-SUPE1A2SED  | 683 |
| | Specify finish (K, S). | | | |
| Essential double monitor arms with docking station  | <i>Two double extension monitor arms to support a screen. Docking station included. Silver or black finish. See technical specifications guide for conditions of use.</i> | | | |
| | 20 ¹¹ / ₁₆ x 19 ⁵ / ₁₆ | 525 x 490 | LGC-SUPE2A2SED  | 998 |
| | Specify finish (K, S). | | | |
| Select single monitor arm  | <i>Monitor arm for one screen. Locks at 180°, compatible with height adjustable tables. Silver or black finish. See technical specifications guide for conditions of use.</i> | | | |
| | 11 ¹ / ₈ x 10 ¹¹ / ₁₆ | 283 x 272 | LGC-SUPE1A1SSN  | 570 |
| | Specify finish (K, S). | | | |
| Select single monitor arms  | <i>Monitor arm for one screen. Locks at 180°, compatible with height adjustable tables. Silver or black finish. See technical specifications guide for conditions of use.</i> | | | |
| | 13 ³ / ₈ x 12 ⁹ / ₁₆ | 333 x 310 | LGC-SUPE2A1SSN  | 980 |
| | Specify finish (K, S). | | | |
| Adaptor for knife edge  | <i>Allows an easy and secure installation of Essential and Select monitor arms on knife edge surfaces.</i> | | | |
| | 2 ¹ / ₄ x 3 ¹⁵ / ₁₆ x 2 ¹¹ / ₆₄ | 57 x 100 x 55 | LGC-SUPEAKEA  | 82 |


| | W x D x H (in) | W x D x H (mm) | Code | Price (\$) |
|---|---------------------|----------------|---------|------------|
| Work surface reinforcement bar | <i>Metal black.</i> | | | |
|  | 54 x 2 x 1 | 1372 x 51 x 25 | LGC-BAR | 110 |

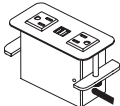
ELECTRICAL AND COMMUNICATION MODULES


| | | | | |
|---|---|----------------|---------|-----|
| Removable electrical / communication module | <i>3 electrical outlets. Can accommodate the couplers listed on this page. 72" (1829 mm) cord included. Silver anodized aluminum. UL and CUL certified.</i> | | | |
|  | 10 x 5½ x 3 | 255 x 140 x 75 | LGC-PCS | 498 |


| | | | | |
|---|--|----------------|---------|-----|
| Half electrical module | <i>2 electrical outlets. 72" (1829 mm) cord included. Silver anodized aluminum. Field installed. UL and CUL certified.</i> | | | |
|  | 4⅞ x 4¼ x 3 | 120 x 106 x 75 | LGC-HPC | 331 |


| | | | | |
|---|--|----------------|----------|-----|
| Electrical / communication module | <i>Includes two electrical outlets. Can accommodate the couplers listed on this page. 72" (1829 mm) cord included. Silver anodized aluminum. Field installed. UL and CUL certified. Adaptors included.</i> | | | |
|  | 8¼ x 4¾ x 3 | 212 x 110 x 75 | LGC-PC2P | 563 |


| | | | | |
|---|---|----------------|-----------|-----|
| Double-sided electrical / communication module | <i>Includes two electrical outlets on each side. Can accommodate the couplers listed on this page. 72" (1829 mm) cord included. Silver anodized aluminum. Field installed. UL and CUL certified. Adaptors included.</i> | | | |
|  | 8¼ x 8 x 3 | 206 x 200 x 75 | LGC-DPC4P | 998 |

| | | | | |
|---|---|---------------|---------------|-----|
| Flush-mount rectangular electrical / communication module | <i>Includes two electrical outlets and two 2.1A USB ports. 120VAC power outlet. Spill resistant. 108" (2743 mm) cord included. Mounting screw included. Silver. Field installed. ETL certified.</i> | | | |
|  | 6¼ x 2½ x 3⅛ | 159 x 64 x 79 | LGC-PCQ1USB2P | 617 |


| | | | | |
|---|--|--------------|---------------|-----|
| Grommet-mounted flush rectangular electrical / communication module | <i>Includes one electrical outlet and two 2.1A USB ports. Compatible with the rectangular Lacasse grommet hole. 120VAC power outlet. Spill resistant. 108" (2743 mm) cord included. Mounting screw included. Silver. Field installed. ETL certified.</i> | | | |
|  | 3¾ x 2¼ x 3⅛ | 95 x 57 x 79 | LGC-PCQ1USB1P | 546 |


| | | | | |
|---|---|----------------|---------------|-----|
| Flush-mount round electrical / communication module | <i>Includes two electrical outlets and two 2.1A USB ports. 120VAC power outlet. Spill resistant. 108" (2743 mm) cord included. Mounting screw included. Silver. Field installed. ETL certified.</i> | | | |
|  | 6 x 6 x 3⅛ | 152 x 152 x 79 | LGC-PCV1USB2P | 617 |


| | | | | |
|---|--|----------------|---------------|-----|
| Grommet-mounted flush round electrical / communication module | <i>Includes one electrical outlet and two 2.1A USB ports. Fits in the rectangular Lacasse grommet hole. 120VAC power outlet. Spill resistant. 108" (2746 mm) cord included. Mounting screw included. Silver. Field installed. ETL certified.</i> | | | |
|  | 5¼ x 5¼ x 3⅛ | 133 x 133 x 79 | LGC-PCV1USB1P | 546 |

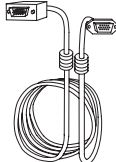
| | | | | |
|---|---|--------------|------------|-----|
| Wireless charger | <i>Compatible with any Qi rated devices and smartphones. Black tempered glass surface and stainless steel frame. 78" (1981 mm) cord included. The transformer is UL and CUL certified. Field installation, 3⅞" H (79 mm).</i> | | | |
|  | 3½ x 3½ x 1 | 88 x 88 x 25 | LGC-CHARGE | 729 |


COUPLERS

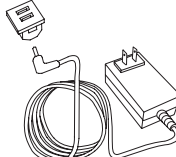
| | | | | |
|---|--|--------------|----------|----|
| Voice coupler | <i>RJ11 coupler, category 3. Modular coupler to connect a standard phone. Compatible with electrical / communication modules LGC-PC2P or LGC-DPC4P. Black. Must be used with the adaptors provided with selected accessories plates or modules. Field installed.</i> | | | |
|  | ¾ x ¾ x 1¾ | 14 x 16 x 30 | LGC-RJ11 | 84 |

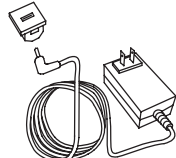
| | | | | |
|---|--|--------------|----------|-----|
| Data jack | <i>RJ-45 coupler, category 5. 110 connect jack used for internet and multi-line/VOIP phone systems. Compatible with electrical / communication modules LGC-PC2P or LGC-DPC4P. Black. Must be used with the adaptors provided with selected accessories plates or modules. Field installed.</i> | | | |
|  | ¾ x ¾ x 1¾ | 16 x 16 x 30 | LGC-RJ45 | 145 |

| | | | | |
|--|---|--------------|----------|-----|
| HDMI connector | <i>To connect to HD displays that accept HDMI feed. Female / female connection. 18" (457 mm) cord. Compatible with electrical / communication modules LGC-PC2P or LGC-DPC4P. Black. Must be used with the adaptors provided with selected accessories plates or modules. Field installed.</i> | | | |
|  | ¾ x ¾ x 1¾ | 16 x 14 x 30 | LGC-HDMI | 166 |

| | | | | |
|--|--|--------------|---------|-----|
| VGA coupler | <i>Female-to-male connector cable. Device cable not included. 120" (3048 mm) cord included. Compatible with electrical / communication modules LGC-PC2P or LGC-DPC4P. Black. Must be used with the adaptors provided with selected accessories plates or modules. Field installed.</i> | | | |
|  | 1¼ x ¼ x 1½ | 33 x 12 x 37 | LGC-VGA | 166 |

| | | | | |
|--|--|--------------|-------------|-----|
| USB 3.0 coupler | <i>Simultaneous read and write capability. Transfer speed of 5 gbs/sec. 72" (1829 mm) cord. Compatible with electrical / communication modules LGC-PC2P or LGC-DPC4P. Black. Must be used with the adaptors provided with selected accessories plates or modules. Field installed.</i> | | | |
|  | ¾ x ¾ x 1¾ | 16 x 14 x 30 | LGC-USBDATA | 136 |

| | | | | |
|---|--|--------------|---------|-----|
| USB-A charging coupler | <i>USB-A connections for USB-powered device and charging mobile electronics. 2,000 mA of charging power. 72" (1829 mm) cord. Compatible with electrical / communication modules LGC-PC2P or LGC-DPC4P. Black. Must be used with the adaptors provided with selected accessories plates or modules. Field installed. The transformer is UL and CUL certified.</i> | | | |
|  | 1 x 1 x 1¾ | 26 x 26 x 30 | LGC-USB | 205 |

| | | | | |
|--|---|--------------|------------|-----|
| USB-C charging connector | <i>USB-C connection for USB-powered devices and for charging mobile electronic devices. 60W power. Cannot be used for data transfer. 72" L (1829 mm) cable with plug. Must be used with the adapters supplied with the selected accessories, plates or modules. Black or white. Field installation.</i> | | | |
|  | 1 x 1 x 1¾ | 26 x 26 x 21 | LGC-USBC60 | 435 |
| Specify accent color (K, W). | | | | |

TECHNICAL PERFORMANCES

THERMOFUSED LAMINATE (TFL):

- Depending on the furniture collection, Lacasse casegoods have TFL surfaces and side panels made of particleboard panels of 1" (25,4 mm) or 1½" (38 mm) thick finished with a mar-resistant high-performance thermofused laminate (45 lbs/ft³). The particleboard panels are laminated on both sides for proper balance.
- TFL technology consists on a decorative paper impregnated with reactive melamine resins which is thermally fused to a substrate (particleboard). The heat and pressure produces a **permanent thermal bond** between the melamine resins, the decorative paper and the substrate. The bonding process results in a clear, hard and non-porous surface.
- TFL panels, unlike wood, will not gouge or dent.
- Delamination is not possible, due to the manufacturing process.
- TFL panels carry a 25-year warranty.

HIGH-PRESSURE LAMINATE (HPL):

- Certain collections are also available with HPL surfaces made of 1¼" (27 mm) or 1⅞" (40 mm) thick particleboard finished with high-pressure laminate (laminate plus a ⅓" (0,8 mm) black backing).
- HPL technology consists of multiple layers of Kraft paper saturated with phenolic resin, a decorative layer of paper saturated with melamine resin, and a very thin top sheet of heavily saturated melamine resin. The high-pressure laminate sheet is then glued to a substrate (particleboard).
- HPL panels offer a good wear and impact resistance.
- HPL panels carry a 5-year warranty.

CONVERSION TABLE

SPECIFICATIONS

Metric dimensions are exact; imperial dimensions are nominal.

| Nominal | Metric | Exact imp. | Nominal | Metric | Exact imp. | Nominal | Metric | Exact imp. |
|---------|--------|------------|---------|--------|------------|---------|--------|------------|
| 6 | 150 | 5.91 | 36 | 900 | 35.43 | 66 | 1650 | 64.96 |
| 7 | 175 | 6.89 | 37 | 925 | 36.42 | 67 | 1675 | 65.94 |
| 8 | 200 | 7.87 | 38 | 950 | 37.40 | 68 | 1700 | 66.93 |
| 9 | 225 | 8.86 | 39 | 975 | 38.39 | 69 | 1725 | 67.91 |
| 10 | 250 | 9.84 | 40 | 1000 | 39.37 | 70 | 1750 | 68.90 |
| 11 | 275 | 10.83 | 41 | 1025 | 40.35 | 71 | 1775 | 69.88 |
| 12 | 300 | 11.81 | 42 | 1050 | 41.34 | 72 | 1800 | 70.87 |
| 13 | 325 | 12.80 | 43 | 1075 | 42.32 | 73 | 1825 | 71.85 |
| 14 | 350 | 13.78 | 44 | 1100 | 43.31 | 74 | 1850 | 72.83 |
| 15 | 375 | 14.76 | 45 | 1125 | 44.29 | 75 | 1875 | 73.82 |
| 16 | 400 | 15.75 | 46 | 1150 | 45.28 | 76 | 1900 | 74.80 |
| 17 | 425 | 16.73 | 47 | 1175 | 46.26 | 77 | 1925 | 75.79 |
| 18 | 450 | 17.72 | 48 | 1200 | 47.24 | 78 | 1950 | 76.77 |
| 19 | 475 | 18.70 | 49 | 1225 | 48.23 | 79 | 1975 | 77.76 |
| 20 | 500 | 19.69 | 50 | 1250 | 49.21 | 80 | 2000 | 78.74 |
| 21 | 525 | 20.67 | 51 | 1275 | 50.20 | 81 | 2025 | 79.72 |
| 22 | 550 | 21.62 | 52 | 1300 | 51.18 | 82 | 2050 | 80.71 |
| 23 | 575 | 22.64 | 53 | 1325 | 52.17 | 83 | 2075 | 81.69 |
| 24 | 600 | 23.62 | 54 | 1350 | 53.15 | 84 | 2100 | 82.68 |
| 25 | 625 | 24.61 | 55 | 1375 | 54.13 | 85 | 2125 | 83.68 |
| 26 | 650 | 25.59 | 56 | 1400 | 55.12 | 86 | 2150 | 84.65 |
| 27 | 675 | 26.57 | 57 | 1425 | 56.10 | 87 | 2175 | 85.63 |
| 28 | 700 | 27.56 | 58 | 1450 | 57.09 | 88 | 2200 | 86.61 |
| 29 | 725 | 28.54 | 59 | 1475 | 58.07 | 89 | 2225 | 87.60 |
| 30 | 750 | 29.53 | 60 | 1500 | 59.06 | 90 | 2250 | 88.58 |
| 31 | 775 | 30.51 | 61 | 1525 | 60.04 | 96 | 2400 | 94.49 |
| 32 | 800 | 31.50 | 62 | 1550 | 61.02 | 120 | 3000 | 118.11 |
| 33 | 825 | 32.48 | 63 | 1575 | 62.01 | 126 | 3150 | 124.02 |
| 34 | 850 | 33.46 | 64 | 1600 | 62.99 | 144 | 3600 | 141.73 |
| 35 | 875 | 34.45 | 65 | 1625 | 63.96 | | | |

TERMS & CONDITIONS OF SALE

1. ORDER PLACEMENT

- a) The seller sells its products in the terms set forth in these standard terms of sale. All orders must be submitted in writing as represented by a valid purchase order, which includes the total list and net dollars. The seller reserves the right to refuse any order.
- b) Groupe Lacasse LLC cannot be held responsible for dealer's errors, omissions and order duplication due to non-compliance with this procedure. The following information is required to process an order

| CUSTOMER INFORMATION | PRODUCT INFORMATION |
|--|---|
| Sold/Ship to address | Quantity |
| Purchase order number | Product numbers including options |
| Authorized signature | Colors and fabrics (all surfaces) |
| Contact name | Note: Product number overrules the written description and/or comment lines |
| Consignee contact name and phone | |
| Bid/Quote # if applicable | |
| Product total (list/net) | |
| Preferred delivered date (Specific delivery date not guaranteed) | |

2. ORDER CHANGES

Any change to an original purchase order must be received in writing no later than 48 hours after receipt of the original order. Any change to the original order after 48 hours, if approved, will result in production rescheduling. The cost variances will have to be approved by the customer before production rescheduling. No changes allowed on QuickShip orders.

3. ORDER CANCELLATIONS

Cancellations must be requested in writing no later than 48 hours after receipt of the original order and are subject to approval by Groupe Lacasse LLC. Cancellations cannot be accepted otherwise. No cancellation allowed on QuickShip orders.

4. ORDER ACKNOWLEDGMENT

Orders will be acknowledged to dealers by Groupe Lacasse LLC. Please refer to the acknowledgment copy to make sure it agrees with your original purchase order. When corresponding, please refer to the acknowledgment number. If you do not receive your order acknowledgement within 48 hours, please contact our customer service.

5. LIMITED LIFETIME WARRANTY

Groupe Lacasse LLC warrants its products to be free from defects in material and workmanship for as long as the original purchaser owns it; proof of purchase from Groupe Lacasse LLC being the only official document accepted by Groupe Lacasse LLC for any claim. This warranty is subject to the limitations, exclusions and other provisions below:

- Twenty-five years: High-performance thermofused laminate.
- Twenty years: Drawer slides.
- Ten years: Standard key locks and electrical systems.
- Five years: High-pressure laminate, electric height adjustable mechanisms for work surfaces, casters, fabrics, PVC extrusions, legs and wood components, and other accessories.
- One year: Electronic locks, electrical modules and related components/accessories.
- Exclusions: C.O.M./C.O.V. upholstery, light bulbs and ballasts are not covered by this warranty.

This warranty is made by Groupe Lacasse LLC only to purchasers acquiring the product directly from Groupe Lacasse LLC, its authorized dealers, or others who are specifically authorized by Groupe Lacasse LLC to sell such products. The purchaser's remedy is limited to repair or replacement, at Groupe Lacasse LLC's option, of products which when used normally, prove to be defective within the period stated. Labor, delivery charges and service not covered under warranty. This warranty does not apply to any product which must be replaced because of normal wear and tear, negligence, abuse or accident or which has been modified by someone other than Groupe Lacasse LLC or its authorized dealers. The remedy stated herein are expressly agreed to be exclusive as a condition of sale. Groupe Lacasse LLC's liability with respect to its products or installation services should not exceed that expressly set forth above. Under no circumstances shall Groupe Lacasse LLC be liable for accidental or consequential damages. Specials may be subject to a limited warranty.

6. PRICES

All prices listed are suggested retail prices, F.O.B. our factory, St-Pie, Quebec, Canada. Accepted orders are subject to prices and taxes prevailing at the time of shipment. Prices and taxes are subject to change without notice. If shipping date requested is more than 90 days from date of order, Groupe Lacasse LLC shall have the right to use the published list prices effective at the time of shipment. Prices shown in price book have priority over electronic catalog contents.

7. TERMS (UPON ACCEPTANCE FROM OUR CREDIT DEPARTMENT)

Net 30 days from date of invoice. Any product sold shall remain the property of Groupe Lacasse LLC and shall remain the seller's property until paid for. The buyer agrees to perform all acts which may be necessary to protect and assure retention of title to such products by Groupe Lacasse LLC until such time as goods have been paid for in full. No sales within a one-year period will automatically lead to the account's closure.

8. QUOTATIONS

Quotations are valid for a period of ninety (90) days unless otherwise specified on the quote.

9. CHANGES

All illustrations, specifications and prices in this book are based on the latest product information available at the time of publication. The right is reserved to make changes, at any time and without prior notice, to prices, colors, materials, specifications and models offered.

10. PACKING AND SHIPPING

Packaging consists of polyethylene and protectors or separate cartons, depending on method of shipment.

11. DELIVERY

The scheduled delivery week is specified on our acknowledgment. Groupe Lacasse is not liable for delay or failure to deliver goods due to causes beyond its control (such as a casualty, an act of god, a labor dispute, or an accident; the inability to obtain the necessary labor, material or transportation; or any change requested

by the customer). Under these circumstances, the ship date will be extended to compensate for the delay as determined by the Seller.

Groupe Lacasse will accept, upon prior approval by Logistics and Customer Service departments, to make installation job site deliveries for a minimum of one half of a full truckload (1,200 cubic feet / 33.98 m³); however, and in all cases, an unloading dock must be available to accommodate 53 ft. (16.15 m), trailers and the address is also subject to approval. Unloading at destination is the sole responsibility of the purchaser. No waiting time will be possible; however, and if any is incurred, it will be recharged to the purchaser.

Under no circumstance will Groupe Lacasse deliver goods in a residential area.

Surcharge

Time sensitive deliveries (weekend deliveries, night, etc.) that require expedited carrier service will result in additional charges that will be passed onto the consignee (dealer). Liftgates: Our standard carriers do not have liftgates. Requests for liftgates can often be accommodated but will result in extra fees and they must be made at least 2 weeks in advance.

12. SHIPPING WEIGHTS AND VOLUMES

Shipping weights and volumes are available on the Groupe Lacasse website and may vary due to the constantly improving methods of packaging.

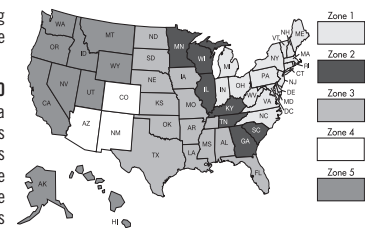
13. ROUTING

Unless otherwise specified by the buyer and agreed to by Groupe Lacasse, the latter reserves the right to select the route, method of shipment and carrier. Customer requests for special carrier, method of shipment and/or routing will be shipped freight collect.

14. TRANSPORTATION POLICY

Zone 0 shipments are FCA plant. Zones 1, 2, 3, 4 and 5 pricing includes freight cost to your geographical location. Alaska Zone 5: F.O.B. Washington State. Hawaii Zone 5: F.O.B. California.

On all orders with a net value between \$1,000 and \$3,000 (regardless of brand and/or ship-to address), we will add a \$200 "small order fee". Consolidation of product collections per order(s) to reach the \$3,000 net value is allowed, as long as all products and orders are shipped to the same destination/receiving location (ship-to address), the fee then will not apply regardless of shipping dates and points of origins.



For individual orders with a net value less than \$1,000, the applicable "small order fee" will be \$300 unless more than one order can be combined with another one for the same ship-to address. If the case and net value is between \$1,000 and \$3,000, the fee will be \$200.

Freight charges beyond the continental United States are the purchaser's responsibility. Shipments beyond the continental United States must deliver to a freight forwarder or forwarding carrier of your choice. It is the customer's responsibility to provide this information on purchase orders.

Chargeable parts orders: Contact customer service for availability. Please take note of the following exclusion to the "small order fee": Shipments by UPS or FEDEX of accessories or parts that have a net value under \$100 are subject to a \$25 small order fee (instead of \$200) regardless of the shipping zones.

15. FREIGHT CLAIMS

All FCA destination claims will be handled and filed by the Seller. In order to expedite any credit due, your help and assistance is required. Please adhere to the following guidelines:

The merchandise is carefully packed and thoroughly inspected before leaving the warehouse. Responsibility for its safe delivery is assumed by the carrier upon acceptance of the shipment. Claims for loss or damage sustained in transit must therefore be made to Groupe Lacasse as follows:

1) Concealed loss or damage

Concealed loss or damage means loss or damage that does not become apparent until the merchandise has been unpacked. The contents may be damaged in transit due to rough handling even though the carton may not show external damage. When damage is discovered upon unpacking, a written request must be made within 15 days of the delivery date. No disposition will be taken until approved by the manufacturer.

IMPORTANT: Groupe Lacasse's policy on concealed damage is to replace the part or complete product if necessary at no charge to the dealer. However, it is the responsibility of the dealer to provide installation of the replaced part or complete product. Therefore, no labor fees will be accepted on concealed damages.

2) Visible damage or shortage

Any external evidence of damage or shortage must be noted on the freight bill or express receipts and signed by the carrier's agent. Failure to adequately describe such external evidence of damage or shortage may result in refusing to honor a damage claim. Claims must be submitted within 5 business days of reception of the merchandise.

Submit your claim to the Groupe Lacasse Customer Service by email at: lacassecustomer.service@groupe-lacasse.com.

Phone: 1-888-522-2773 - Fax: 1-888-248-1865

16. RETURNS



Absolutely no returns will be accepted on any standard and non-standard products.

17. STORAGE

In the event the purchaser request postponement of shipment beyond the scheduled shipping week after the goods have become work in process, or at a time Groupe Lacasse LLC is then about to make shipment, Groupe Lacasse LLC may store the goods at the purchaser's expense. Such transfer to storage shall be deemed a delivery to purchaser for all purposes including invoicing and payment.

18. GOVERNING LAW

This contract shall be construed and governed in accordance with the laws of the province of Quebec, Canada.



Office Furniture Solutions

Founded in 1956, Groupe Lacasse is a North American leader in the design, manufacture and service of a broad range of high-quality furniture products for all types of work environments. We have the experience, expertise and capability to deliver incomparable design, exceptional quality, optimum service and outstanding value in Office Furniture Solutions.



1-888-522-2773

www.grounelacasse.com



Lacasse products have achieved GREENGUARD GOLD Certification.

GREENGUARD Certified products are certified to GREENGUARD standards for low chemical emissions into indoor air during product usage. For more information, visit ul.com/gg.